



July 2016

# Global Views on Immigration and the Refugee Crisis

©Ipsos. All rights reserved. Contains Ipsos' Confidential and Proprietary information and may not be disclosed or reproduced without the prior written consent of Ipsos.



# Contents



Overall attitudes to immigration



Impact of immigration



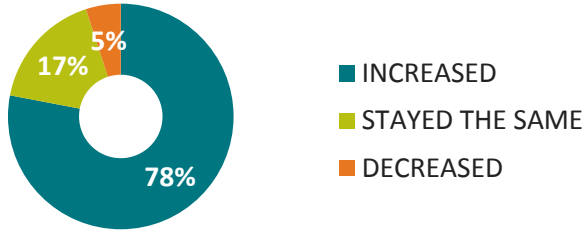
Attitudes to refugee crisis



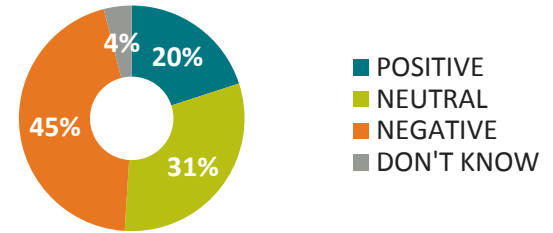
# OVERALL ATTITUDES TO IMMIGRATION

# Overall attitudes to immigration: general belief it is increasing, with negative consequences

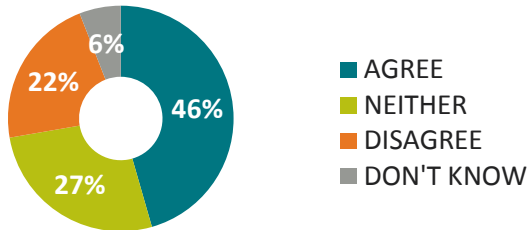
Over the last 5 years, in your opinion has the amount of migrants in your country...



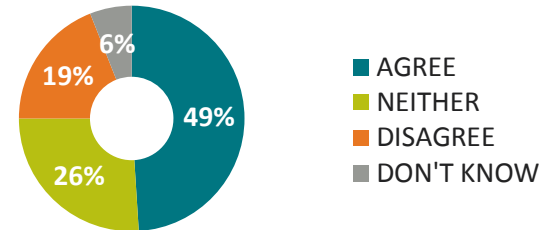
Would you say that immigration has generally had a positive or negative impact on your country?



“Immigration is causing my country to change in ways that I don’t like”

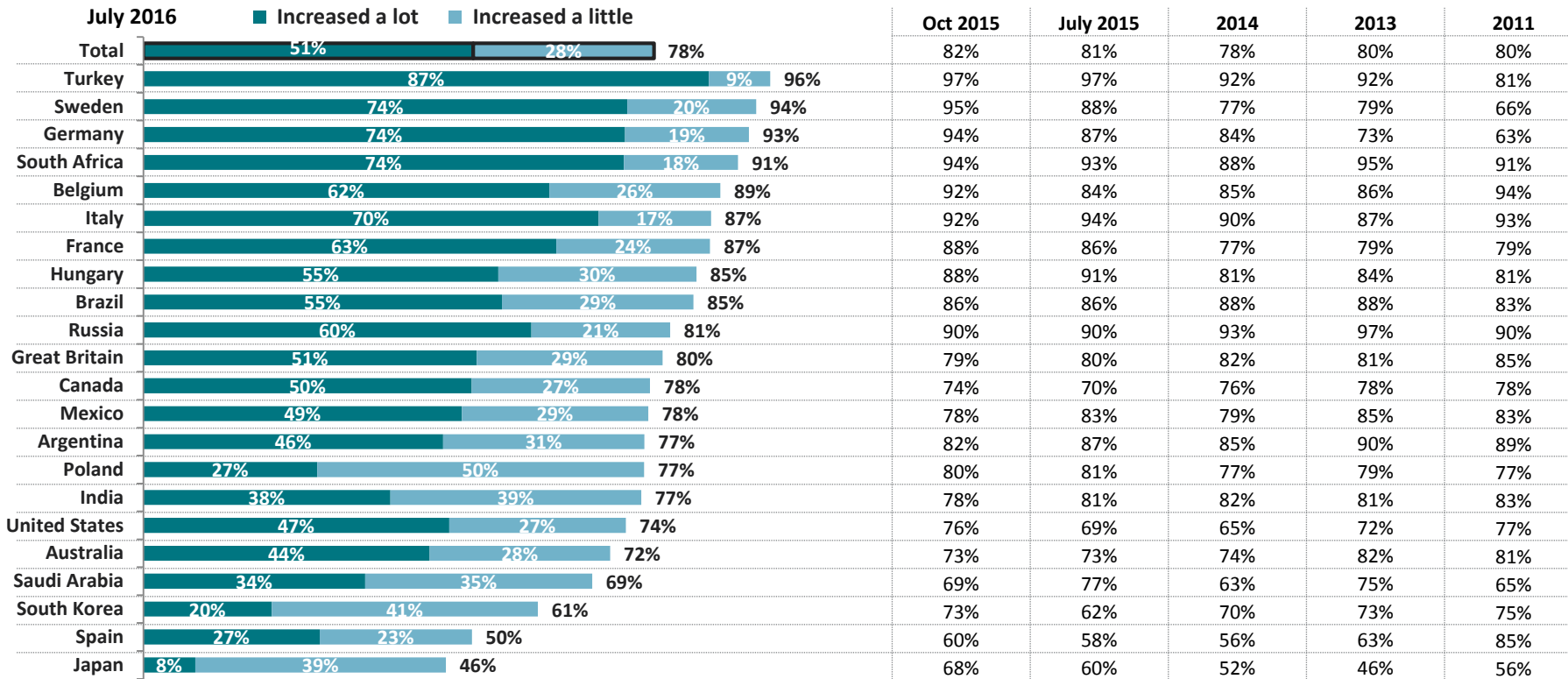


“There are too many immigrants in our country”



# IPSOS IMMIGRATION AND REFUGEES POLL

## Most countries believe immigration has increased over last five years

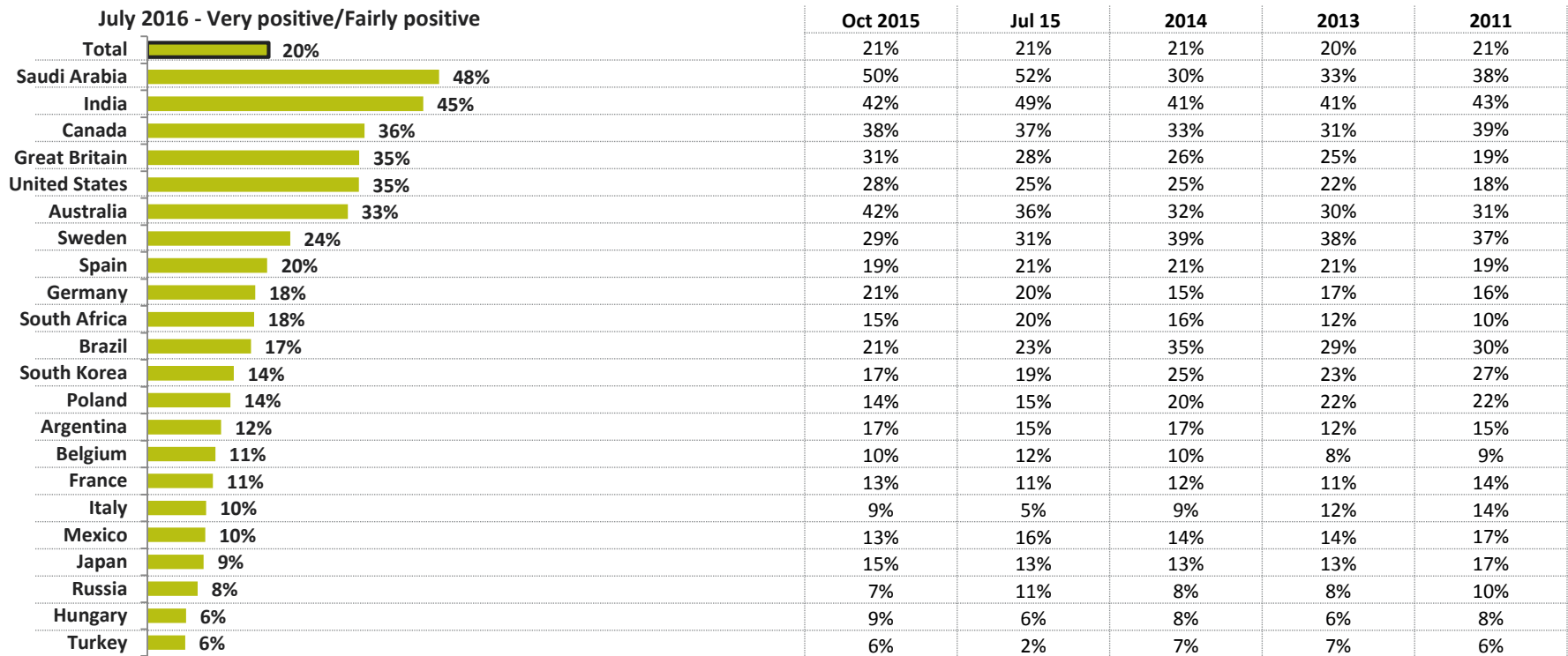


Over the last 5 years, in your opinion has the amount of migrants in your country decreased or increased?

Base: 16,040 adults aged 16-64 across Argentina, Australia, Belgium, Brazil, Canada, France, Germany, Great Britain, Hungary, India, Italy, Japan, Mexico, Poland, Russia, Saudi Arabia, South Africa, South Korea, Spain, Sweden, Turkey and the United States., July 2016

# IPSOS IMMIGRATION AND REFUGEES POLL

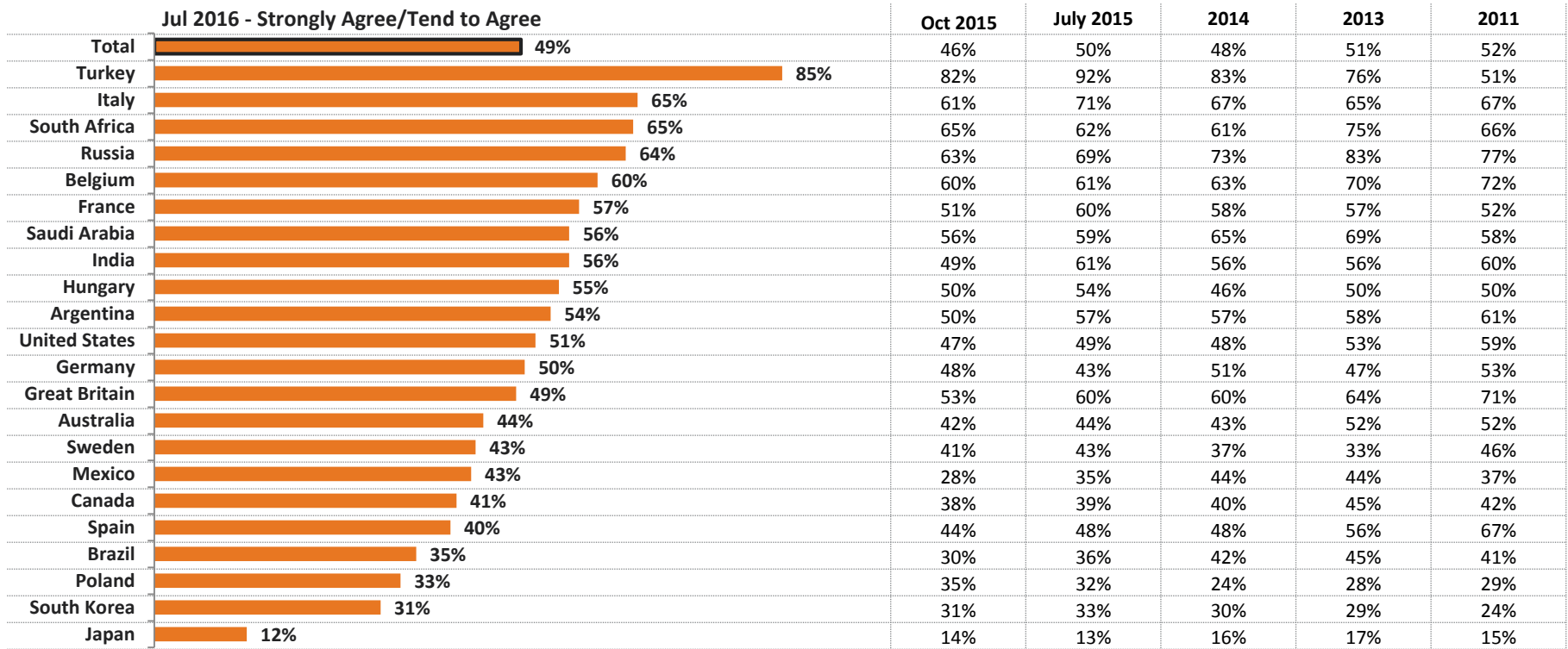
## Very few in most countries think immigration has had a positive impact



Would you say that immigration has generally had a positive or negative impact on your country?

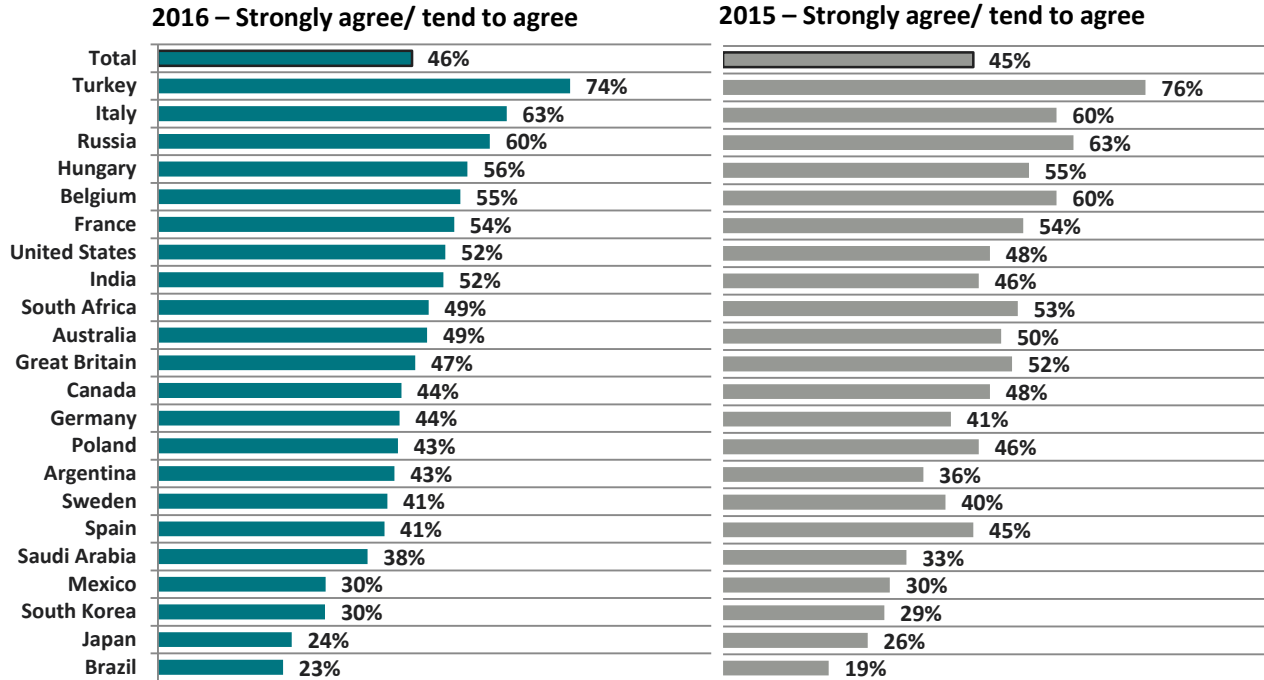
# IPSOS IMMIGRATION AND REFUGEES POLL

## Half believe “there are too many immigrants in our country”, especially in Turkey



Please tell whether you agree or disagree with the following statement – “There are too many immigrants in our country”

# On average, just under half feel uncomfortable with changes brought on by immigration



Please tell whether you agree or disagree with the following statement – “Immigration is causing my country to change in ways that I don’t like”.





# IMPACT OF IMMIGRATION

GAME CHANGERS



# Attitudes split on impact of immigration – but most concerns over pressure on public services and jobs/economy

*Immigration has placed too much pressure on public services in your country*



*Immigrants in your country have made it more difficult for people of your nationality to get jobs*



*Immigration is good for the economy of your country*



*Priority should be given to immigrants with higher education and qualifications who can fill shortages among certain professions in your country*



*Immigrants make your country a more interesting place to live*



STRONGLY AGREE

TEND TO AGREE

NEITHER AGREE NOR DISAGREE

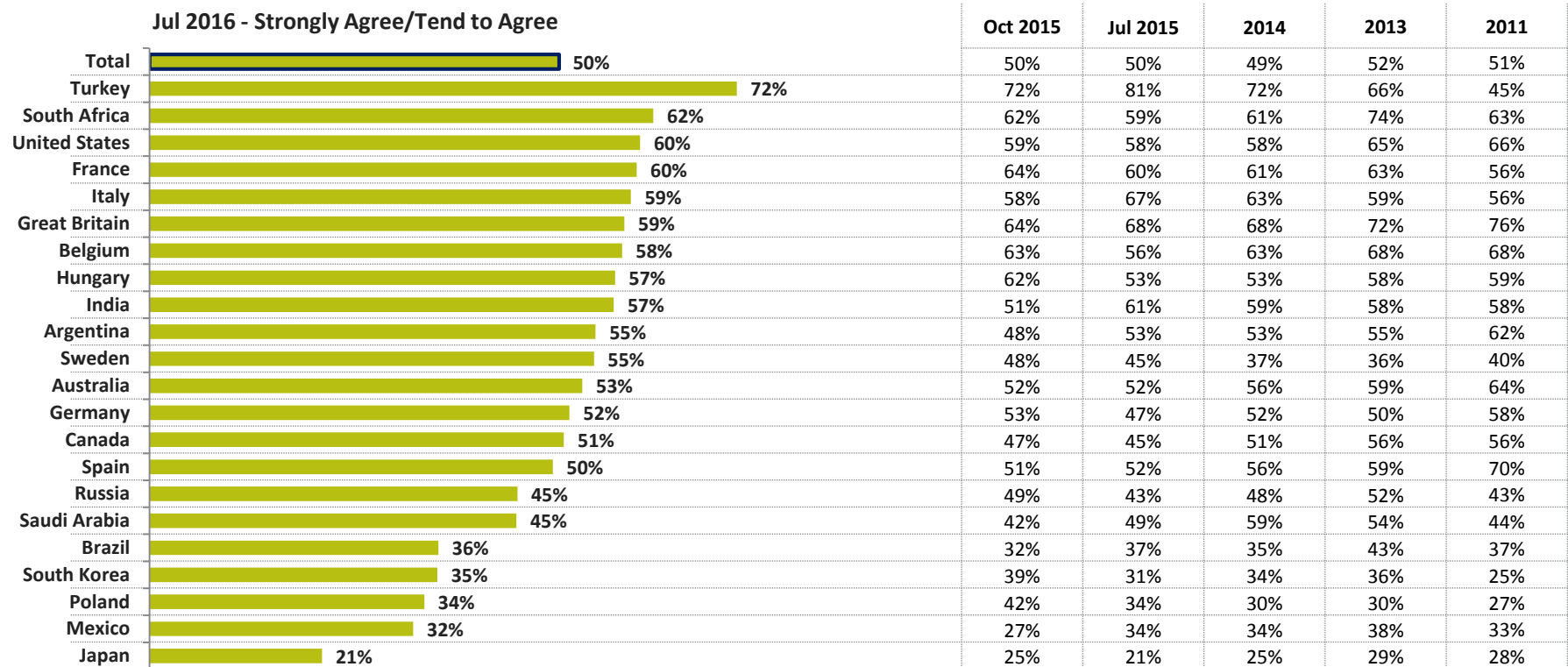
TEND TO DISAGREE

STRONGLY DISAGREE

DON'T KNOW

# IPSOS IMMIGRATION AND REFUGEES POLL

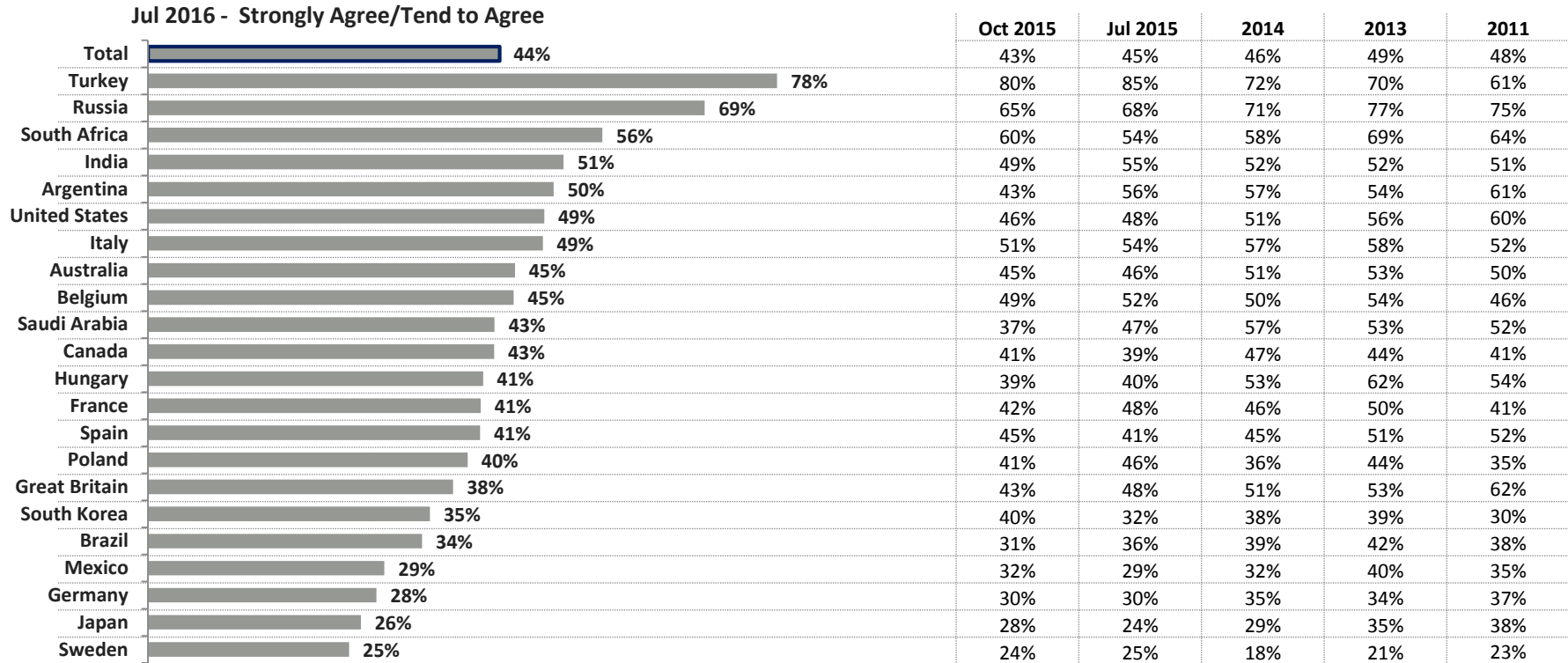
## Most countries concerned about immigration placing pressure on public services



Please tell whether you agree or disagree with the following statement – “Immigration has placed too much pressure on public services in your country”

# IPSOS IMMIGRATION AND REFUGEES POLL

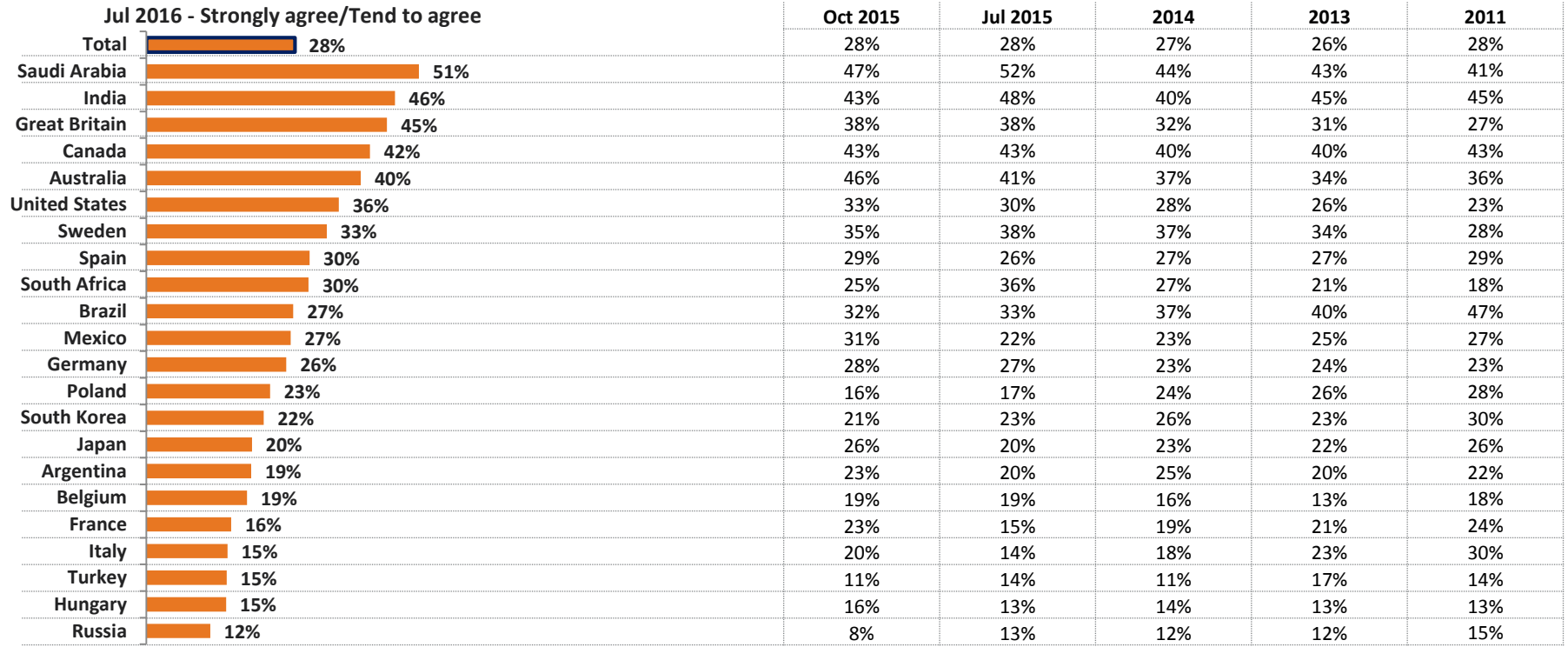
## Worry about immigration's impact on jobs highest in Turkey and Russia



Please tell whether you agree or disagree with the following statement – “Immigrants in your country have made it more difficult for people of your nationality to get jobs”

# IPSOS IMMIGRATION AND REFUGEES POLL

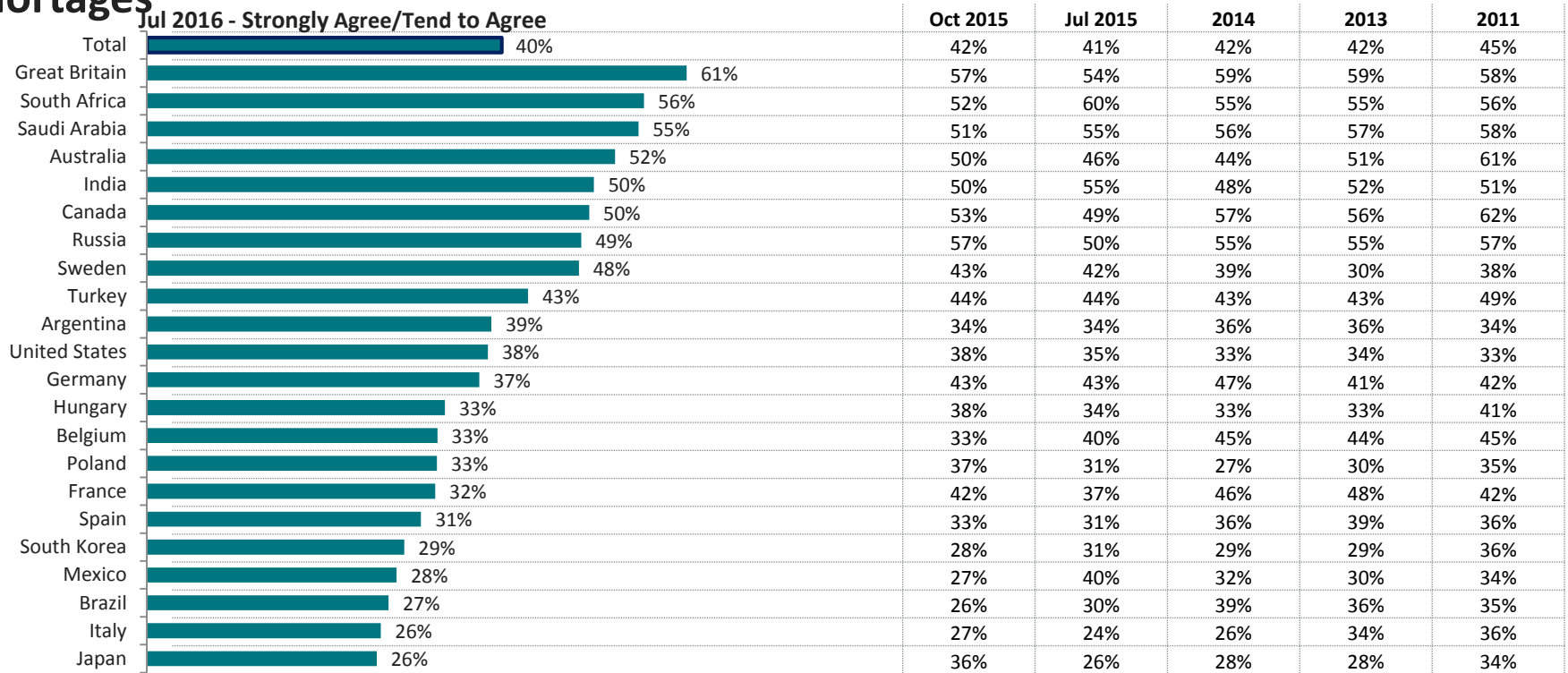
## Big differences on economic impact of immigration – but rarely positive



Please tell whether you agree or disagree with the following statement – “Immigration is good for the economy of your country”

# IPSOS IMMIGRATION AND REFUGEES POLL

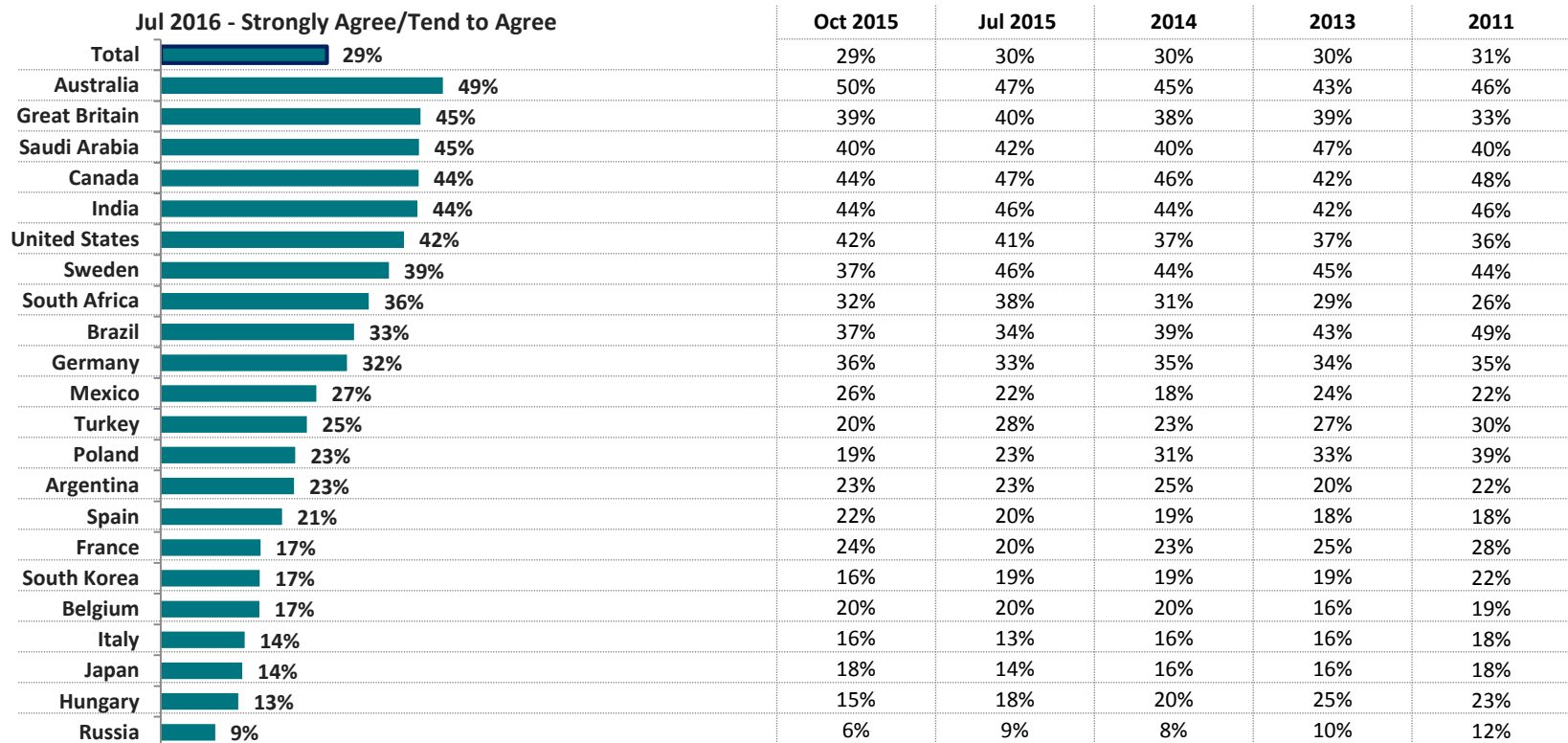
## Britons most likely to want to give priority to high-skilled immigrants to fill shortages



Please tell whether you agree or disagree with the following statement – “Priority should be given to immigrants with higher education and qualifications who can fill shortages among certain professions in your country”

# IPSOS IMMIGRATION AND REFUGEES POLL

## Differences also seen on cultural impact – Commonwealth countries, Great Britain, North America and Saudi Arabia a bit more positive



Please tell whether you agree or disagree with the following statement – “Immigrants make your country a more interesting place to live”



# ATTITUDES TO REFUGEE CRISIS

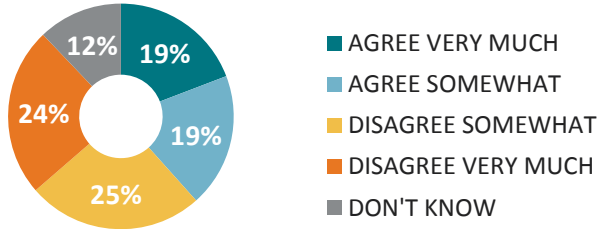
GAME CHANGERS



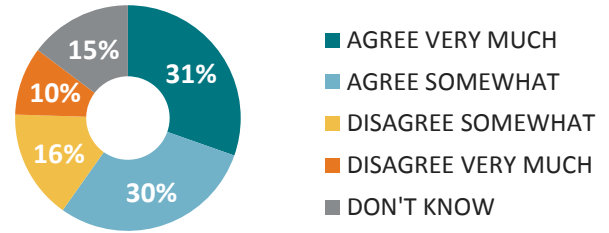


# Attitudes to refugees: less than half want to close borders, but concern about terrorism, motives and integration

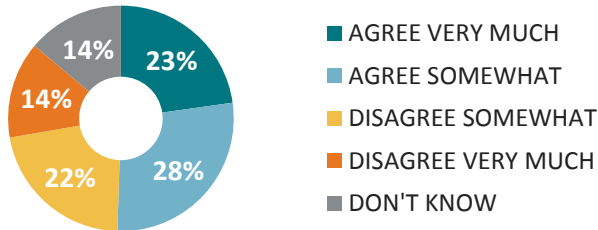
*“We must close our borders to refugees entirely—we can’t accept any at this time*”



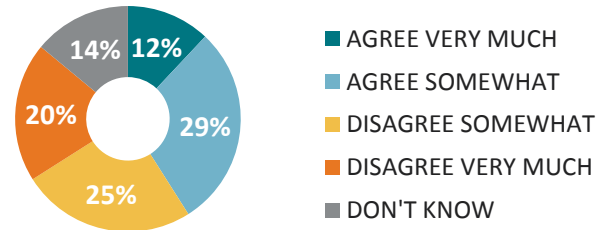
*“There are terrorists pretending to be refugees who will enter my country to cause violence and destruction”*



*“Most foreigners who want to get into my country as a refugee really aren’t refugees. They just want to come here for economic reasons, or to take advantage of our welfare services”*

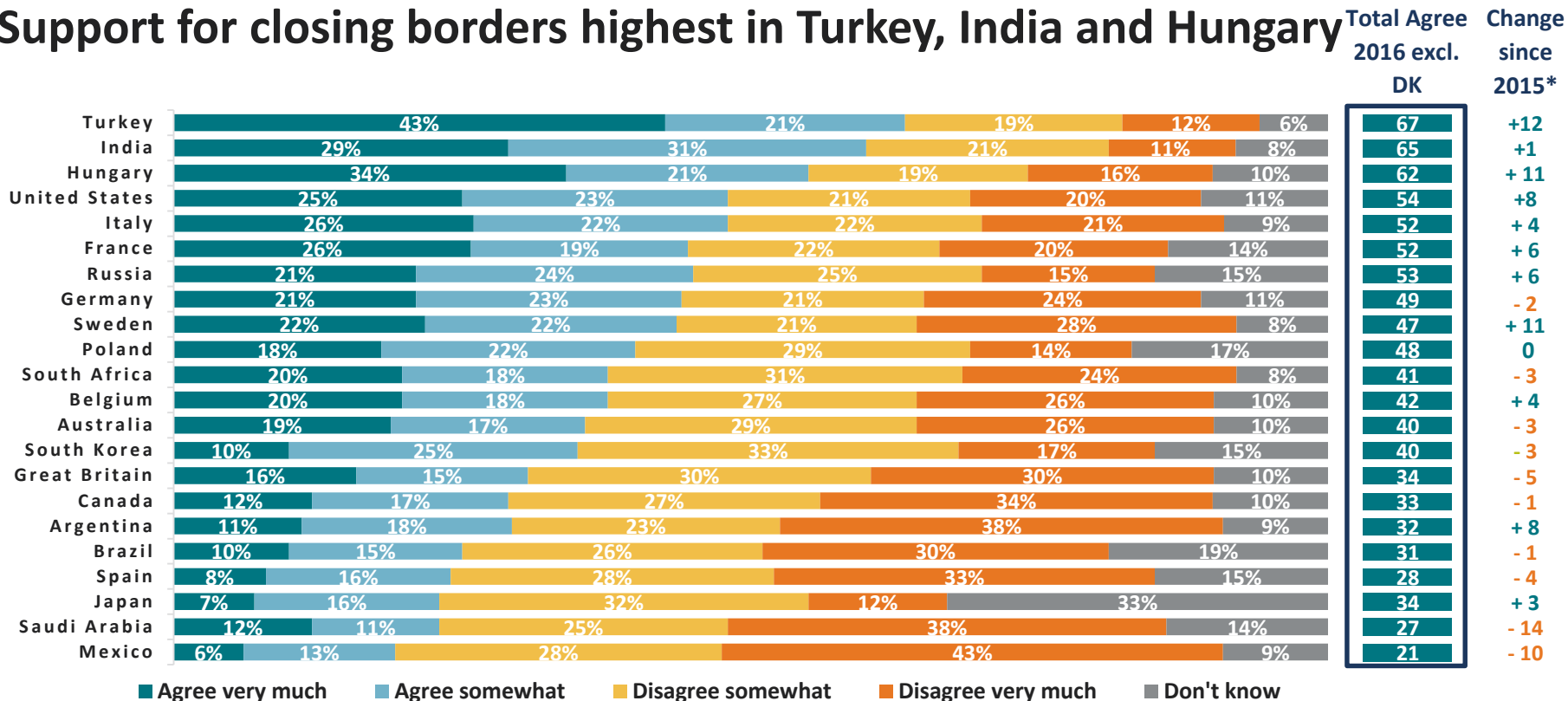


*“I’m confident that most refugees who come to my country will successfully integrate into their new society”*



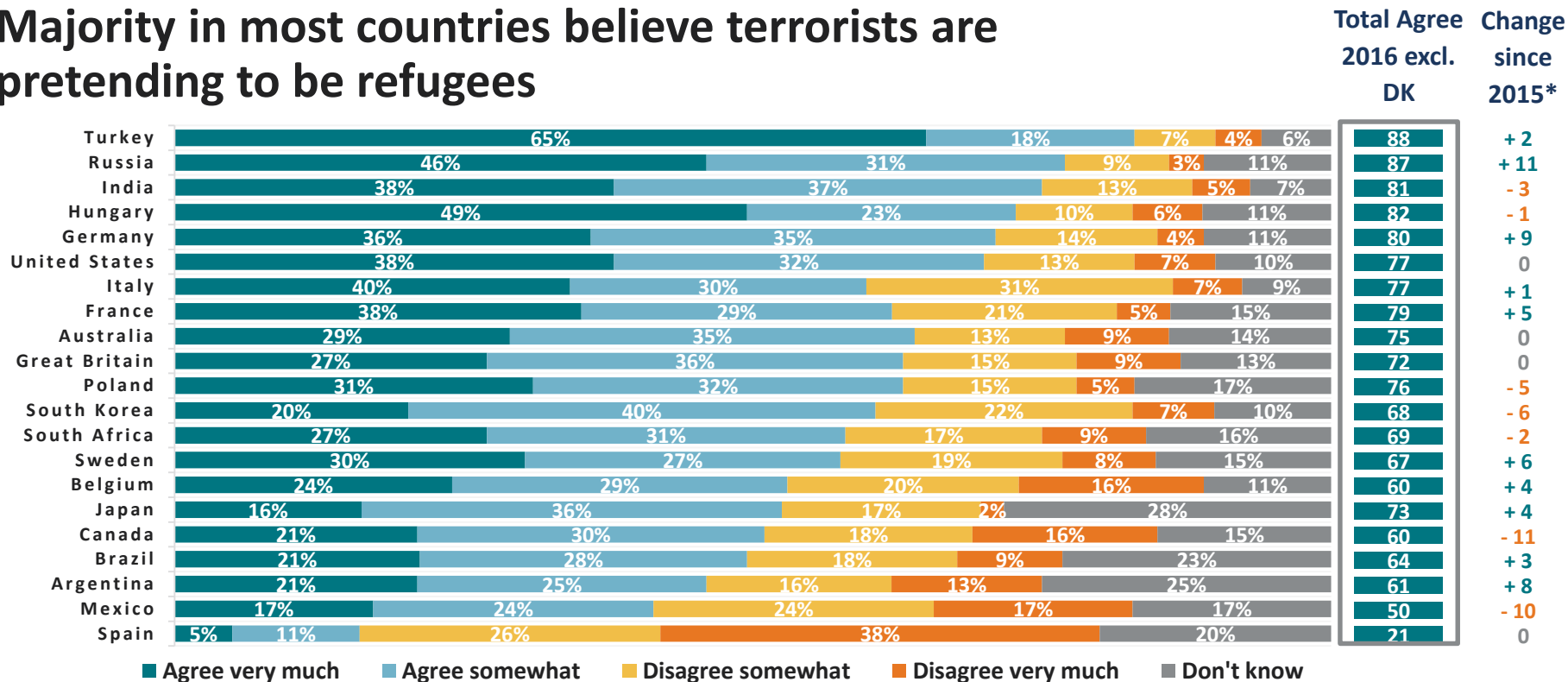
# IPSOS IMMIGRATION AND REFUGEES POLL

## Support for closing borders highest in Turkey, India and Hungary



Please tell whether you agree or disagree with the following statement – “We must close our borders to refugees entirely - we can’t accept any at this time”

# Majority in most countries believe terrorists are pretending to be refugees

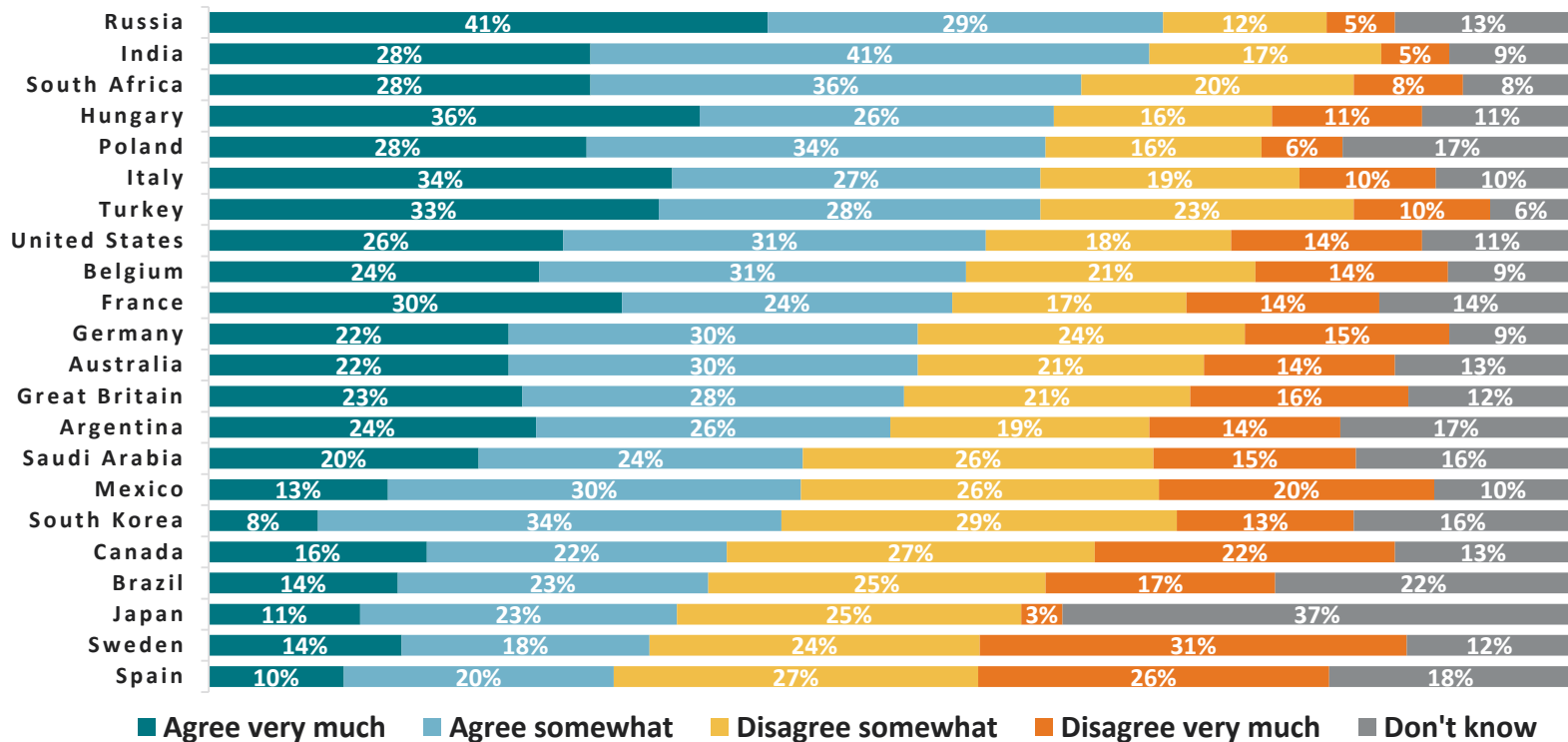


Please tell whether you agree or disagree with the following statement – “There are terrorists pretending to be refugees who will enter my country to cause violence and destruction”

Base: 15,040 adults aged 16-64 across Argentina, Australia, Belgium, Brazil, Canada, France, Germany, Great Britain, Hungary, India, Italy, Japan, Mexico, Poland, Russia, South Africa, South Korea, Spain, Sweden, Turkey and the United States., July 2016

\*Trends from 2015 calculated by repercentaging 2016 figures to exclude don't knows

# Many also doubt whether refugees really are refugees



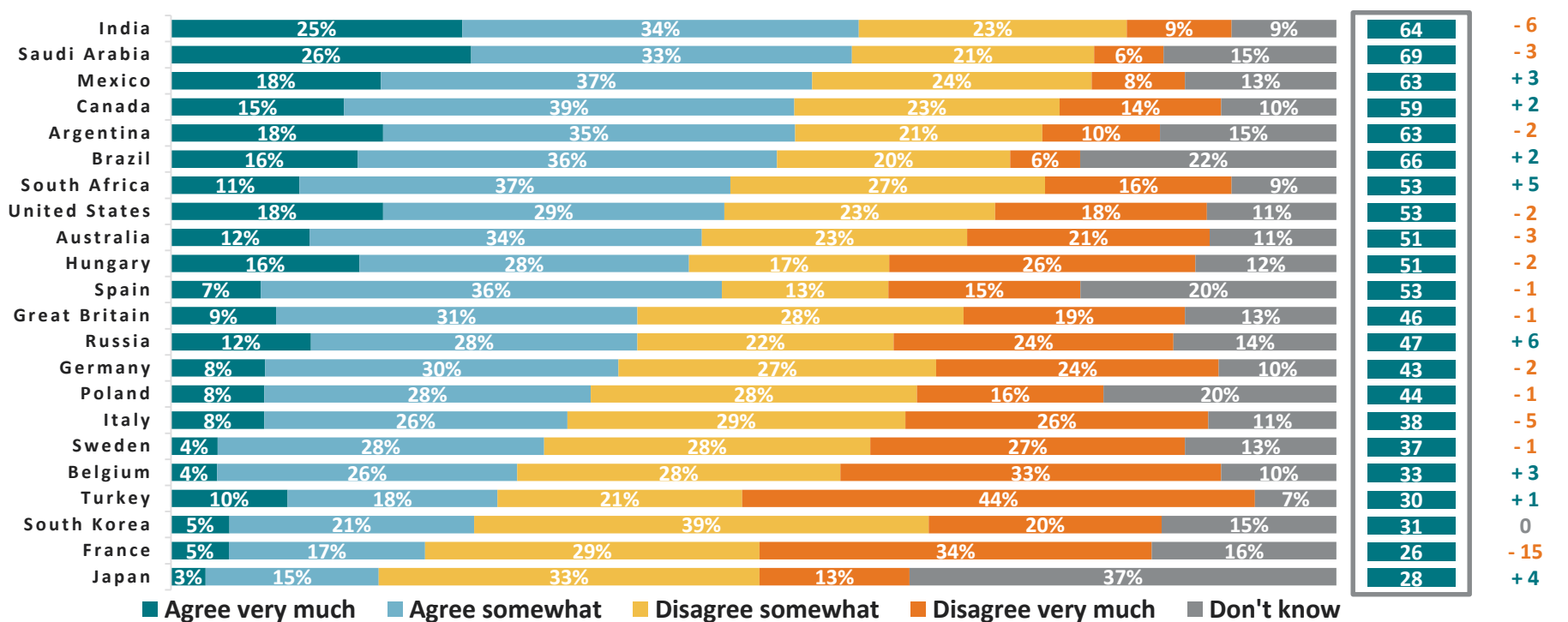
Total Agree 2016 excl. DK  
Change since 2015\*

81	+ 5
76	- 1
69	- 3
70	+ 1
75	+ 7
68	+ 6
65	+ 5
64	+ 6
61	+ 1
63	- 1
57	0
60	0
58	- 4
60	+ 8
52	- 8
48	+ 1
50	- 5
44	- 8
46	- 1
54	+ 8
37	0
36	- 4

Please tell whether you agree or disagree with the following statement – “Most foreigners who want to get into my country as a refugee really aren’t refugees. They just want to come here for economic reasons, or to take advantage of our welfare services”

# IPSOS IMMIGRATION AND REFUGEES POLL

## European countries tend to be less confident about integration



Please tell whether you agree or disagree with the following statement – “I’m confident that most refugees who come to my country will successfully integrate into their new society”

Base: 16,040 adults aged 16-64 across Argentina, Australia, Belgium, Brazil, Canada, France, Germany, Great Britain, Hungary, India, Italy, Japan, Mexico, Poland, Russia, Saudi Arabia, South Africa, South Korea, Spain, Sweden, Turkey and the United States., July 2016

\*Trends from 2015 calculated by repercentaging 2016 figures to exclude don't knows

GAME CHANGERS



## Methodology

- These are the findings of the Global @dvisor Immigration tracker 2011-2016. In total 16,040 interviews were conducted between 24 June and 8 July 2016 among adults aged 18-64 in the US and Canada, and adults aged 16-64 in all other countries.
- The survey was conducted in 22 countries around the world via the Ipsos Online Panel system. The countries reporting herein are Argentina, Australia, Belgium, Brazil, Canada, France, Germany, Great Britain, Hungary, India, Italy, Japan, Mexico, Poland, Russia, Saudi Arabia, South Africa, South Korea, Spain, Sweden, Turkey and the United States of America.
- Between 500 and 1000+ individuals participated on a country by country basis via the Ipsos Online Panel. The sample was 1000+ in Australia, Brazil, Canada, France, Germany, Great Britain, Italy, Japan, Spain and the United States of America. In all other countries the sample was 500+. The precision of Ipsos online polls is calculated using a credibility interval with a poll of 1,000 accurate to +/- 3.5 percentage points and of 500 accurate to +/- 5.0 percentage points. For more information on Ipsos' use of credibility intervals, please visit the Ipsos website.
- In countries where internet penetration is approximately 60% or higher the data output generally reflects the overall population. Of the 22 countries surveyed online, 17 yield results that are balanced to reflect the general population: Argentina, Australia, Belgium, Canada, France, Germany, Hungary, Italy, Japan, Poland, South Korea, Russia, Saudi Arabia, Spain, Sweden, Great Britain and the United States. The 5 remaining countries surveyed – Brazil (58%), India (19%), Mexico (44%), South Africa (49%) and Turkey (51%) - have lower levels of internet connectivity and reflect online populations that tend to be more urban and have higher education/income than the general population.
- Where results do not sum to 100, this may be due to computer rounding, multiple responses or the exclusion of don't knows or not stated responses.
- Data are weighted to match the profile of the population.

# For more information

---

## Gideon Skinner

Research Director, Ipsos  
MORI UK

✉ [gideon.skinner@ipsos.com](mailto:gideon.skinner@ipsos.com)

📞 +44 (0)20 7347 3260

---

## Jean-Michel Lebrun

Research Director, Ipsos

✉ [jean-michel.lebrun@ipsos.com](mailto:jean-michel.lebrun@ipsos.com)

📞 +32 (0) 2 642 49 10

---

## Daan Bijwaard

Research Executive, Ipsos

✉ [daan.bijwaard@ipsos.com](mailto:daan.bijwaard@ipsos.com)

📞 +32 (0) 2 642 49 37

## ABOUT IPSOS

---

Ipsos ranks third in the global research industry. With a strong presence in 87 countries, Ipsos employs more than 16,000 people and has the ability to conduct research programs in more than 100 countries. Founded in France in 1975, Ipsos is controlled and managed by research professionals. They have built a solid Group around a multi-specialist positioning – Media and advertising research; Marketing research; Client and employee relationship management; Opinion & social research; Mobile, Online, Offline data collection and delivery.

Ipsos is listed on Eurolist - NYSE-Euronext. The company is part of the SBF 120 and the Mid-60 index and is eligible for the Deferred Settlement Service (SRD).

ISIN code FR0000073298, Reuters ISOS.PA, Bloomberg  
IPS:FP  
[www.ipsos.com](http://www.ipsos.com)

## GAME CHANGERS

---

At Ipsos we are passionately curious about people, markets, brands and society. We deliver information and analysis that makes our complex world easier and faster to navigate and inspires our clients to make smarter decisions.

We believe that our work is important. Security, simplicity, speed and substance applies to everything we do.

Through specialisation, we offer our clients a unique depth of knowledge and expertise. Learning from different experiences gives us perspective and inspires us to boldly call things into question, to be creative.

By nurturing a culture of collaboration and curiosity, we attract the highest calibre of people who have the ability and desire to influence and shape the future.

“GAME CHANGERS” - our tagline - summarises our ambition.

**GAME CHANGERS**

