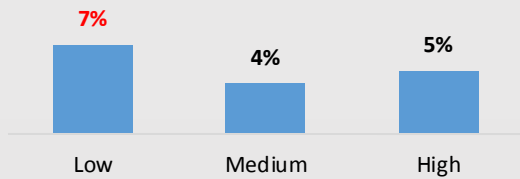




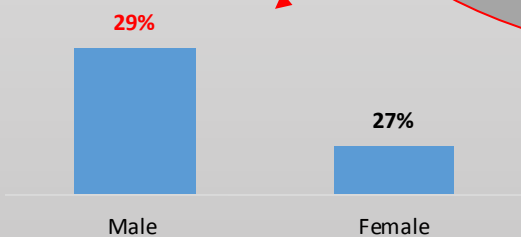
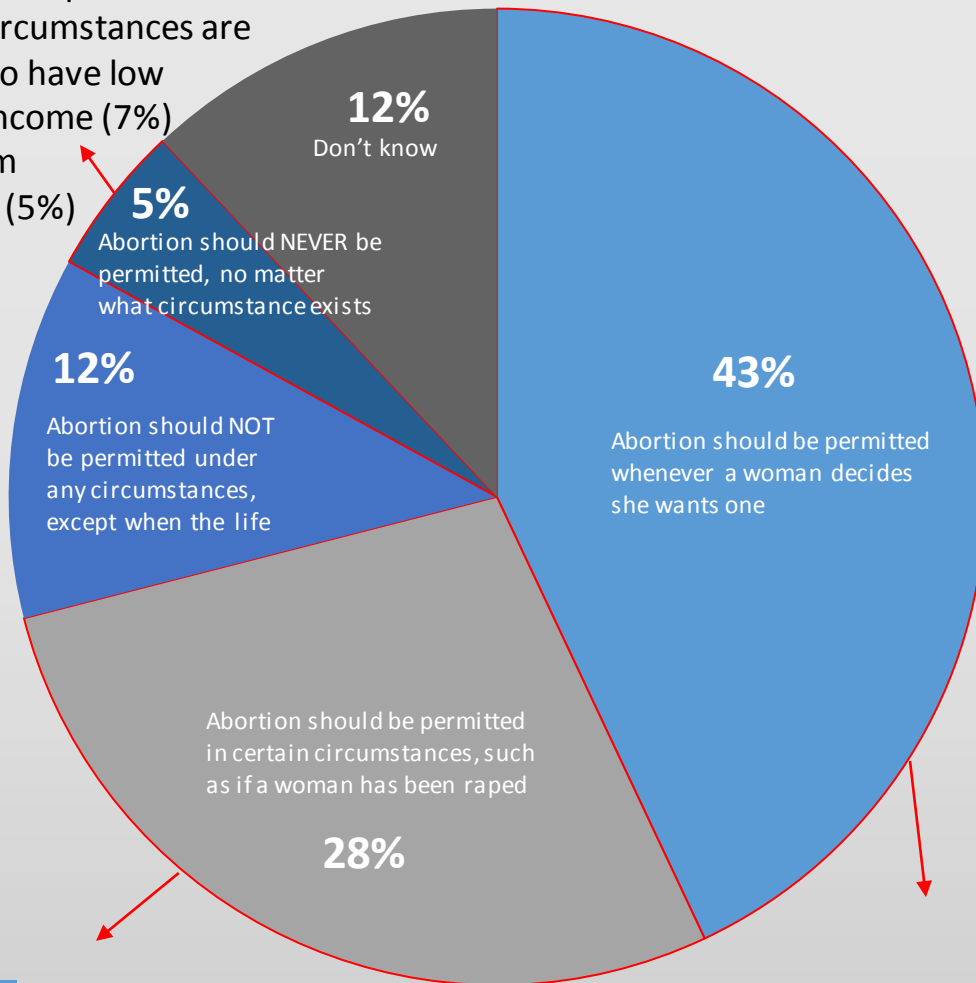
# Which is closer to your point of view?

## Household income

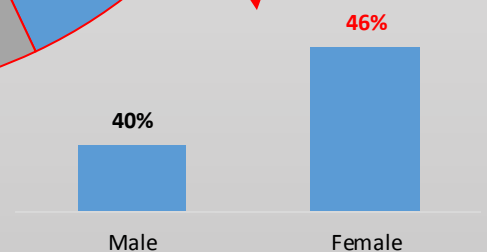


Those who say that abortion should never be permitted under any circumstances are more likely to have low household income (7%) than medium (4%) or high (5%) household income.

Seven in ten (71%) respondents in 24 countries around the world say abortion should be permitted. 43% say abortion should be permitted whenever a woman decides she wants one. Only 5% say that abortion should not be permitted under any circumstances.

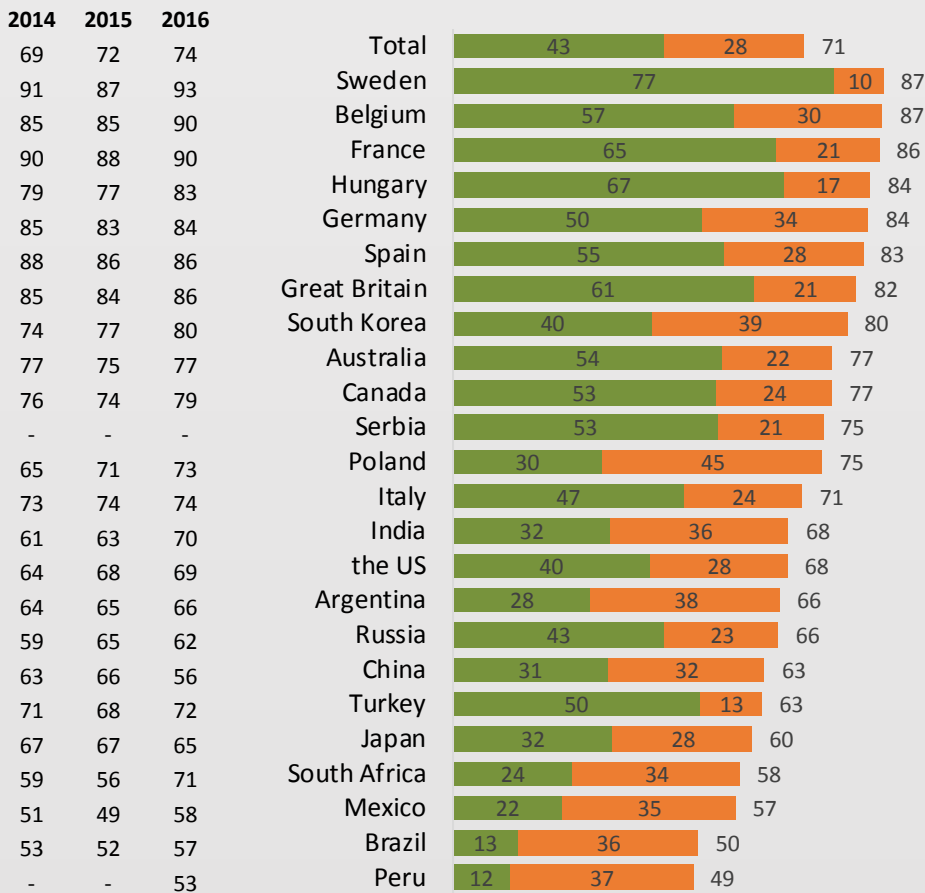


More men (29%) than women (27%) say abortion should be permitted only in certain circumstances, such as if a woman has been raped.



More women (46%) than men (40%) say abortion should be permitted whenever a woman decides to have one.

GP1. Please choose which is closer to your point of view (Base N=17,551)



## ABORTION SHOULD BE PERMITTED

- Abortion should be permitted whenever a woman decides she wants one
- Abortion should be permitted in certain circumstances, such as if a woman has been raped

An overwhelming majority (71%) of global respondents say that abortion should be permitted whenever a woman decides to have one (43%), or in special circumstances (28%).

## ABORTION SHOULD NOT BE PERMITTED

- Abortion should NOT be permitted under any circumstances, except when the life of the mother is in danger
- Abortion should NEVER be permitted, no matter what circumstance exists

Only one in five (17%) global respondents say abortion should not be permitted. 12% say it should only be permitted if the life of the mother is in danger. Only a few (5%) say abortion should not be permitted at all.



## METHODOLOGY

- The survey instrument is conducted monthly in 24 countries around the world via the Ipsos Online Panel system. The countries reporting herein are Argentina, Australia, Belgium, Brazil, Canada, China, France, Great Britain, Germany, Hungary, India, Italy, Japan, Mexico, Peru, Poland, Russia, Serbia, South Africa, South Korea, Spain, Sweden, Turkey and the United States of America.
- For the results of the survey presented herein, an international sample of 17,551 adults aged 18-64 in the US and Canada, and age 16-64 in all other countries, were interviewed between January 20<sup>th</sup> and February 3<sup>rd</sup>, 2017. Approximately 1000+ individuals participated on a country by country basis via the Ipsos Online Panel with the exception of Argentina, Belgium, Hungary, India, Mexico, Peru, Poland, Russia, Serbia, South Africa, South Korea, Sweden and Turkey, where each have a sample approximately 500+. The precision of Ipsos online polls are calculated using a credibility interval with a poll of 1,000 accurate to +/- 3.5 percentage points and of 500 accurate to +/- 5.0 percentage points. For more information on the Ipsos use of credibility intervals, please visit the Ipsos website.
- 16 of the 24 countries surveyed generate nationally representative samples in their countries (Argentina, Australia, Belgium, Canada, France, Germany, Great Britain, Hungary, Italy, Japan, Poland, Serbia, South Korea, Spain, Sweden, and United States).
- Brazil, China, India, Mexico, Peru, Russia, South Africa and Turkey produce a national sample that is more urban & educated, and with higher incomes than their fellow citizens. We refer to these respondents as “Upper Deck Consumer Citizens”. They are not nationally representative of their country.

## GAME CHANGERS

« Game Changers » is the Ipsos signature.

At Ipsos we are passionately curious about people, markets, brands and society.  
We make our changing world easier and faster to navigate and inspire clients to make smarter decisions.  
We deliver with security, speed, simplicity and substance. We are Game Changers.

Ipsos is listed on Eurolist - NYSE-Euronext.  
The company is part of the SBF 120 and the Mid-60 index  
and is eligible for the Deferred Settlement Service (SRD).

**ISIN code FR0000073298, Reuters ISOS.PA, Bloomberg IPS:FP**  
[www.ipsos.com](http://www.ipsos.com)