

GAME CHANGERS



sopra  steria

2017 FRENCH ELECTION

THE RATIO OF POWER AND
THE STATE OF MIND OF THE
FRENCH PEOPLE
2 WEEKS BEFORE
PRESIDENTIAL ELECTION'S 1st
ROUND

11 April 2017


francetélévisions



SAMPLE

1 604 persons registered on the electoral rolls, constituting a representative national sample of the French population aged 18 years and over.

DATES OF FIELDWORK

From **7** to **9** April 2017.

METHODOLOGY

Online interview.

Quota method: gender, age, individual's occupation, region, urban/rural.



As with any quantitative survey, this study presents results subject to the margins of error inherent in statistics. This report has been drawn up in compliance with the international standard ISO 20252 "Market research, social studies and opinion".

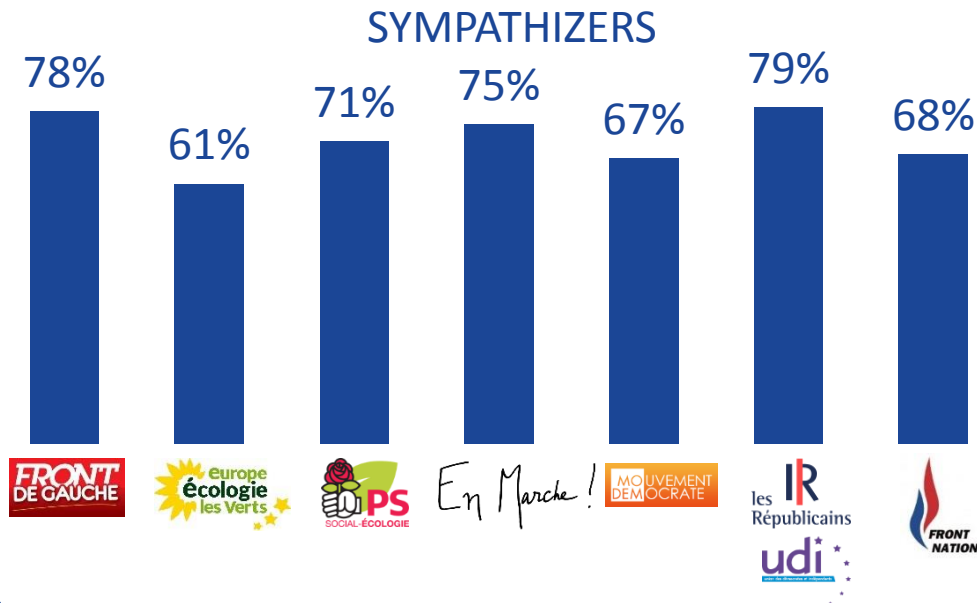
FRENCH ELECTION

Participation index

Question: The first round of the next presidential election will take place on April 23, 2017. Could you give a score of 0 to 10 on your intention to vote in the first round of this presidential election?



PARTICIPATION
66%



Note: **66%** of French people intend to vote in the first round of the Presidential Election, **71%** of PS sympathizers, **79%** of LR sympathizers, **68%** of FN sympathizers, etc.



PARTICIPATION

66%

Evolution
7-8 April vs
25-27 March

+1

GENDER

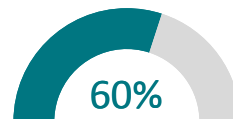
67%



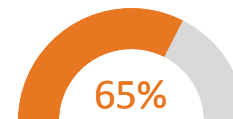
66%



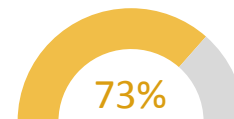
AGE



Less than 35 y.

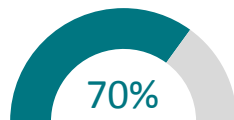


35 to 59 y.

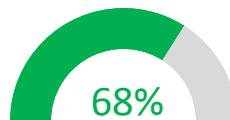


60 y. and more

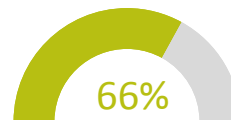
INTERVIEWEE'S OCCUPATION



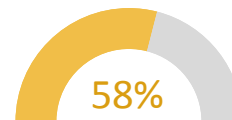
Senior Executive



Intermediate
Profession



Employee



Worker



Retired

GAME CHANGERS



sopra  steria

Voting Intention 1ST ROUND

123450
francetélévisions



FRENCH ELECTION

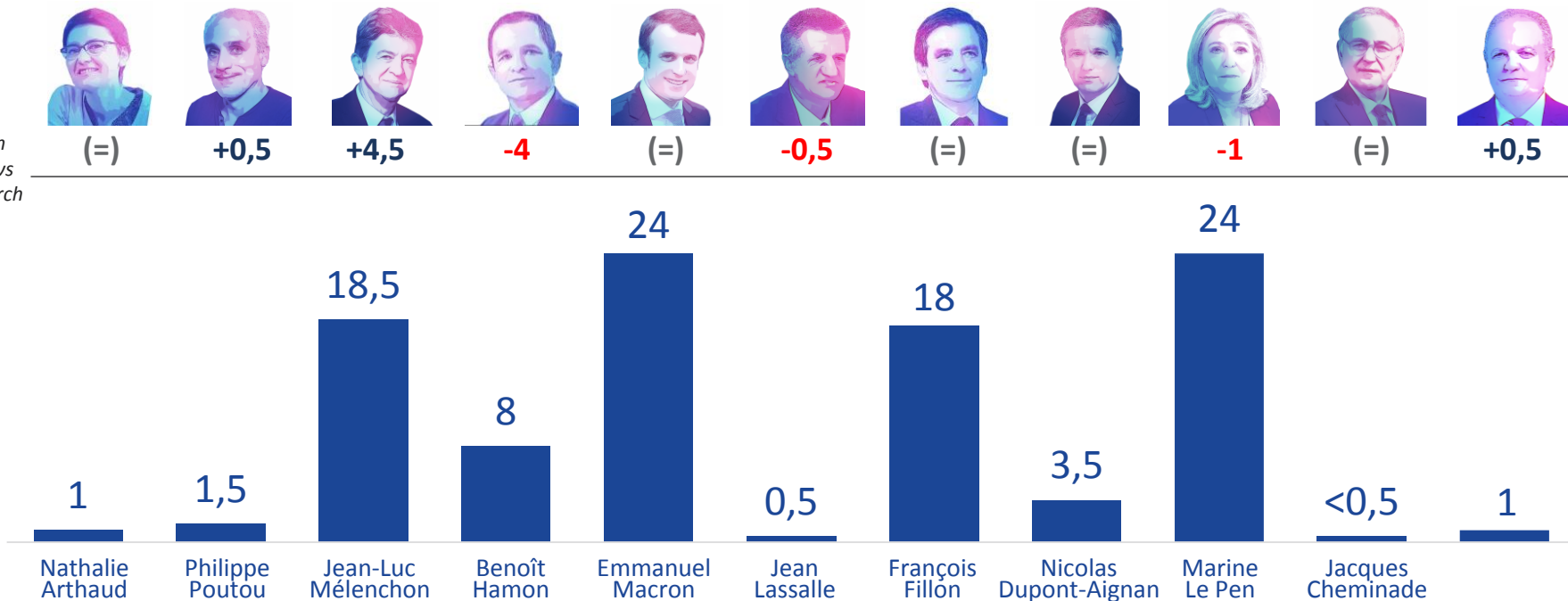
Voting intention 1st Round

Question : If the first round of the presidential election was held next Sunday, who is the candidate for whom you will most probably vote for? If the choice is between the following candidates?



Base : Certain to vote, stated intention

Evolution
7-8 April vs
25-27 March



People certain to vote who have not expressed an intention to vote 10%

FRENCH ELECTION

Likelihood to change mind

Question : Is your voting choice definite or could you still change your mind ?



Base : Certain to go to vote



DEFINITE

60%

Evolution
7-8 April vs
25-27 March
+1

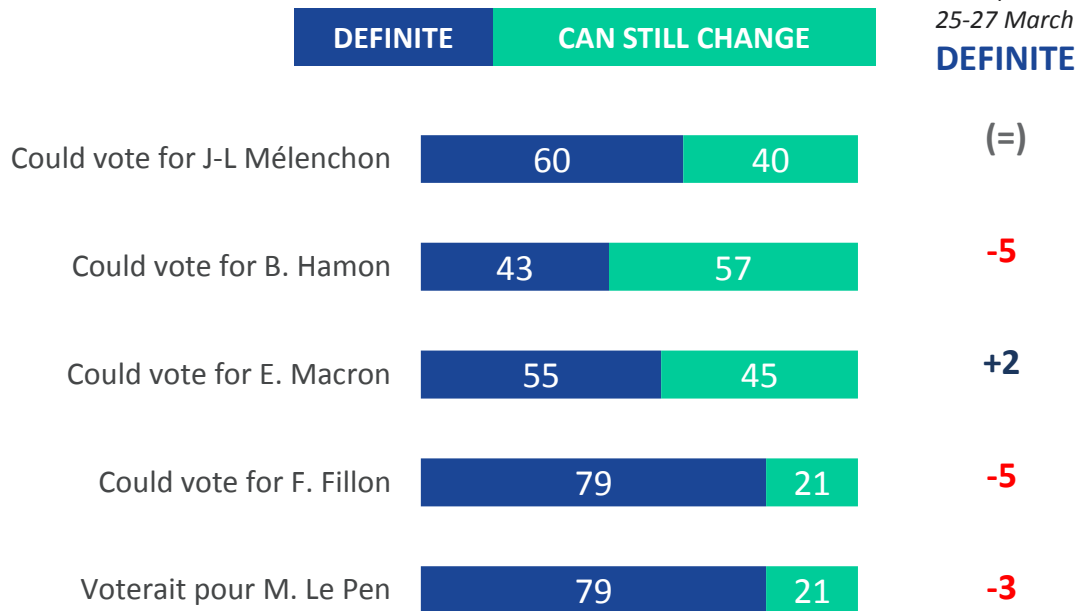


NOT DECIDED

40%

Evolution
7-8 April vs
25-27 March
-1

ACCORDING TO VOTING INTENTION



GAME CHANGERS



sopra  steria

VOTING INTENTION 2nd ROUND

123456
francetélévisions



Voting intention 2nd Round

Hypothesis E. Macron versus M. Le Pen

Question : If the second round of the presidential election was held next Sunday, who is the candidate for whom you will most probably vote for? If the choice is between the following candidates?



(=)



(=)

62%



Emmanuel
Macron

38%



Marine
Le Pen

Evolution
7-8 April vs
25-27 March

REPORTED VOICE

Voting intention
1st round
▼



Not
decided

Total

Would vote for
J-L. Mélenchon

47%

6%

47%

100%

Would vote for
Benoît Hamon

76%

2%

22%

100%

Would vote for
François Fillon

42%

26%

32%

100%

People certain to vote who have not expressed an intention to vote 24%

GAME CHANGERS



sopra  steria

2017 FRENCH ELECTION

123450
francetélévisions

