



Global @dvisor

The Economic Pulse of the World

Citizens in 26 Countries Assess the Current State of their Country's Economy for a Total Global Perspective

These are the findings of the *Global @dvisor* Wave 92 (G@92), an Ipsos survey conducted between February 17th and March 3rd, 2017.

- The survey instrument is conducted monthly in 26 countries around the world via the Ipsos Online Panel system. The countries reporting herein are Argentina, Australia, Belgium, Brazil, Canada, China, France, Great Britain, Germany, Hungary, India, Israel, Italy, Japan, Mexico, Peru, Poland, Russia, Saudi Arabia, Serbia, South Africa, South Korea, Spain, Sweden, Turkey and the United States of America.
- For the results of the survey presented herein, an international sample of 18,537 adults aged 18-64 in the US, Israel and Canada, and age 16-64 in all other countries, were interviewed. Approximately 1000+ individuals participated on a country by country basis via the Ipsos Online Panel with the exception of Argentina, Belgium, Hungary, Israel, Mexico, Peru, Poland, Russia, Saudi Arabia, Serbia, South Africa, South Korea, Sweden and Turkey, where each have a sample approximately 500+. The precision of Ipsos online polls are calculated using a credibility interval with a poll of 1,000 accurate to +/- 3.1 percentage points and of 500 accurate to +/- 4.5 percentage points. For more information on the Ipsos use of credibility intervals, please visit the Ipsos website.
- **The results for this wave include extra countries:** Chile, Colombia. While these have been added, the total average scores for each section have been calculated without taking these countries into account in order to keep the core 26 country tracking scores consistent with previous waves. Each country has 500+ completed. We occasionally add extra countries to the report in order to either benchmark them or track them on a less frequent basis (perhaps trimester or quarterly) for regional insight.
- 17 of the 26 countries surveyed online generate nationally representative samples in their countries (Argentina, Australia, Belgium, Canada, France, Germany, Great Britain, Hungary, Israel, Italy, Japan, Poland, Serbia, South Korea, Spain, Sweden, and United States).
- Brazil, China, India, Mexico, Peru, Russia, Saudi Arabia, South Africa and Turkey produce a national sample that is more urban & educated, and with higher incomes than their fellow citizens. We refer to these respondents as “Upper Deck Consumer Citizens”. They are not nationally representative of their country.

ANALYTIC COMPONENTS...

There are three analytic components that make up the findings of this monthly Economic Pulse report. Each question is tracked and analyzed from questions dealing with:

① The currently perceived macroeconomic state of the respondent's country:

- Thinking about our economic situation, how would you describe the current economic situation in [insert country]? Is it very good, somewhat good, somewhat bad or very bad?

② The currently perceived state of the local economy:

- Rate the current state of the economy in your local area using a scale from 1 to 7, where 7 means a very strong economy today and 1 means a very weak economy.

③ A six month outlook for the local economy:

- Looking ahead six months from now, do you expect the economy in your local area to be much stronger, somewhat stronger, about the same, somewhat weaker, or much weaker than it is now?



THE WORLD at a GLANCE

Global Average of National Economic Assessment Up One Point: 41%

- The average global economic assessment of national economies surveyed in 26 countries is up one point with 41% of global citizens rating their national economies as 'good'.
- Germany (81%) takes the top spot in the national economic assessment category this month, followed by China (78%), India (77%), Saudi Arabia (74%), Sweden (70%), Peru (60%), Australia (58%), United States (57%) and Canada (56%). South Korea (7%) remains at the lowest spot in this assessment, followed by Brazil (11%), Italy (16%), Mexico (17%), France (17%), Spain (18%), South Africa (18%), Argentina (21%) and Hungary (22%).
- *Countries with the greatest improvements in this wave:* Turkey (38%, +9 pts.), Germany (81%, +7 pts.), Serbia (27%, +6 pts.), Israel (54%, +6 pts.), Poland (40%, +5 pts.), Mexico (17%, +3 pts.), France (17%, +3 pts.), the United States (57%, +2 pts.), Spain (18%, +2 pts.) and China (78%, +2 pts.).
- *Countries with the greatest declines:* Belgium (34%, -7 pts.), Saudi Arabia (74%, -4 pts.), India (77%, -3 pts.), Argentina (21%, -2 pts.), Japan (30%, -2 pts.), Hungary (22%, -1 pts.) and Peru (60%, -1 pts.).

Global Average of Local Economic Assessment (30%) Unchanged

- When asked to assess their local economy, nearly one third (30%) of those surveyed in 25 countries agree that the state of the current economy in their local area is 'good'. The local economic assessment is unchanged since last sounding.
- China (61%) leads in the local assessment category, followed by Germany (59%), India (56%), Israel (56%), Sweden (55%), Saudi Arabia (53%), the United States (46%), Canada (38%) and Australia (37%). Losing one point since last sounding, South Korea (6%) is the lowest ranked country this month again, followed by Serbia (9%), South Africa (15%), Japan (15%), Italy (15%), Spain (15%), Mexico (16%), Brazil (17%), Hungary (17%), Argentina (18%) and France (19%).
- *Countries with the greatest improvements in this wave:* Turkey (28%, +7 pts.), Mexico (16%, +6 pts.), Germany (59%, +6 pts.), Peru (34%, +5 pts.), Canada (38%, +4 pts.), Sweden (55%, +3 pts.), Poland (27%, +3 pts.), France (19%, +3 pts.) and China (60%, +3 pts.).
- *Countries with the greatest declines in this wave:* India (56%, -5 pts.), Russia (20%, -3 pts.), Saudi Arabia (53%, -3 pts.), Belgium (23%, -2 pts.), Argentina (18%, -1 pts.), Australia (37%, -1 pts.), Hungary (17%, -1 pts.), South Korea (6%, -1 pts.) and the United States (46%, -1 pts.).

Global Average of Future Outlook for Local Economy (25%) Down One Point

- The future outlook is down one point since last month, with one quarter (25%) of global citizens surveyed in 25 countries expecting their local economy to be stronger six months from now.
- India (62%) once again leads in this assessment category, followed by Brazil (58%), China (57%), Peru (54%), Saudi Arabia (49%), Argentina (42%), the United States (40%), Turkey (27%), Mexico (27%), Poland (21%) and Russia (19%). France has the lowest future outlook score this month, followed by South Korea (10%), Belgium (10%), Italy (11%), Japan (11%), Hungary (11%), Great Britain (11%), Serbia (15%), Sweden (16%), Israel (16%) and South Africa (16%).
- *Countries with the greatest improvements in this wave:* Peru (54%, +8 pts.), Mexico (27%, +7 pts.), Sweden (16%, +6 pts.), Poland (21%, +5 pts.), China (57%, +5 pts.), Serbia (15%, +4 pt.), Italy (11%, +3 pts.), Turkey (27%, +2 pts.) and Canada (18%, +2pts.).
- *Countries with the greatest declines in this wave:* India (62%, -5 pts.), Argentina (42%, -4 pts.), Brazil (58%, -4 pts.), Great Britain (11%, -4 pts.), Russia (19%, -3 pts.), South Africa (16%, -3 pts.), Hungary (11%, -2 pts.), Saudi Arabia (49%, -2 pts.) and the United States (40%, -2 pts.).

Thinking about our economic situation, how would you describe the current economic situation in [insert country]? Is it very good, somewhat good, somewhat bad or very bad?

1. National Economic Assessments: Countries at a Glance Compared to the Last Wave...

Those Countries Where the Local National Economic Assessment...							
is HIGHEST this month		has experienced an IMPROVEMENT since last sounding		has experienced a DECLINE since last sounding		is LOWEST this month	
Germany	81%	Turkey	9%	Belgium	-7%	Belgium	34%
China	78%	Germany	7%	Saudi Arabia	-4%	Russia	33%
India	77%	Serbia	6%	India	-3%	Japan	30%
Saudi Arabia	74%	Israel	6%	Argentina	-2%	Serbia	27%
Sweden	70%	Poland	5%	Japan	-2%	Hungary	22%
Peru	60%	Mexico	3%	Hungary	-1%	Argentina	21%
Australia	58%	France	3%	Peru	-1%	South Africa	18%
US	57%	US	2%			Spain	18%
Canada	56%	Spain	2%			France	17%
Israel	54%	China	2%			Mexico	17%
Great Britain	44%	Sweden	1%			Italy	16%
Poland	40%	Russia	1%			Brazil	11%
Turkey	38%	Canada	1%			South Korea	7%

Thinking about our economic situation, how would you describe the current economic situation in [insert country]? Is it very good, somewhat good, somewhat bad or very bad?

1. National Economic Assessment: Regions at a Glance Compared to the Last Wave...

REGION (in descending order by NET)	NET 'Good'	CHANGE (since last sounding)
North America	57%	2%
BRIC	50%	1%
APAC	47%	0%
Middle East/Africa	46%	3%
G-8 Countries	42%	2%
Europe	37%	0%
LATAM	27%	0%

Rate the current state of the economy in your local area using a scale from 1 to 7, where 7 means a very strong economy today and 1 means a very weak economy

2. Local Economic Assessment: Countries at a Glance Compared to the Last Wave...

Those Countries Where the Local Area Economic Assessment...							
is HIGHEST this month		has experienced an IMPROVEMENT since last sounding		has experienced a DECLINE since last sounding		is LOWEST this month	
China	60%	Turkey	7%	India	-5%	Belgium	23%
Germany	59%	Mexico	6%	Russia	-3%	Russia	20%
India	56%	Germany	6%	Saudi Arabia	-3%	France	19%
Israel	56%	Peru	5%	Belgium	-2%	Argentina	18%
Sweden	55%	Canada	4%	Argentina	-1%	Hungary	17%
Saudi Arabia	53%	Sweden	3%	Australia	-1%	Brazil	17%
US	46%	Poland	3%	Hungary	-1%	Mexico	16%
Canada	38%	France	3%	South Korea	-1%	Spain	15%
Australia	37%	China	3%	US	-1%	Italy	15%
Peru	34%	South Africa	1%			Japan	15%
Great Britain	31%	Serbia	1%			South Africa	15%
Turkey	28%	Japan	1%			Serbia	9%
Poland	27%	Israel	1%			South Korea	6%

Rate the current state of the economy in your local area using a scale from 1 to 7, where 7 means a very strong economy today and 1 means a very weak economy

2. Local Economic Assessment: Regions at a Glance Compared to the Last Wave...

REGION (in descending order by NET)	NET 'Strong' Top 3 Box (5-6-7)	CHANGE (since last sounding)
North America	42%	1%
BRIC	38%	-2%
Middle East/Africa	38%	1%
APAC	32%	-1%
G-8 Countries	30%	1%
Europe	27%	-1%
LATAM	21%	2%

Looking ahead six months from now, do you expect the economy in your local area to be much stronger, somewhat stronger, about the same, somewhat weaker, or much weaker than it is now?

3. Six Month Outlook on the Local Economy: Countries at a Glance Compared to the Last Wave...

Countries where the Assessment of the Local Economic Strengthening ...							
is HIGHEST this month		has experienced an IMPROVEMENT since last sounding		has experienced a DECLINE since last sounding		is LOWEST this month	
India	62%	Peru	8%	India	-5%	Germany	17%
Brazil	58%	Mexico	7%	Argentina	-4%	Australia	17%
China	57%	Sweden	6%	Brazil	-4%	South Africa	16%
Peru	54%	Poland	5%	Great Britain	-4%	Israel	16%
Saudi Arabia	49%	China	5%	Russia	-3%	Sweden	16%
Argentina	42%	Serbia	4%	South Africa	-3%	Serbia	15%
US	40%	Italy	3%	Hungary	-2%	Great Britain	11%
Turkey	27%	Turkey	2%	Saudi Arabia	-2%	Hungary	11%
Mexico	27%	Canada	2%	US	-2%	Japan	11%
Poland	21%	Australia	1%	Belgium	-1%	Italy	11%
Russia	19%			France	-1%	Belgium	10%
Spain	18%			Israel	-1%	South Korea	10%
Canada	18%			Spain	-1%	France	7%

Looking ahead six months from now, do you expect the economy in your local area to be much stronger, somewhat stronger, about the same, somewhat weaker, or much weaker than it is now?

3. Six Month Outlook on Local Economy: Regions at a Glance Compared to Last Wave...

REGION (in descending order by NET)	NET 'Stronger'	CHANGE (since last sounding)
BRIC	49%	-2%
LATAM	46%	3%
APAC	29%	-1%
North America	29%	0%
Middle East/Africa	27%	-1%
G-8 Countries	17%	-1%
Europe	14%	1%

DETAILED FINDINGS



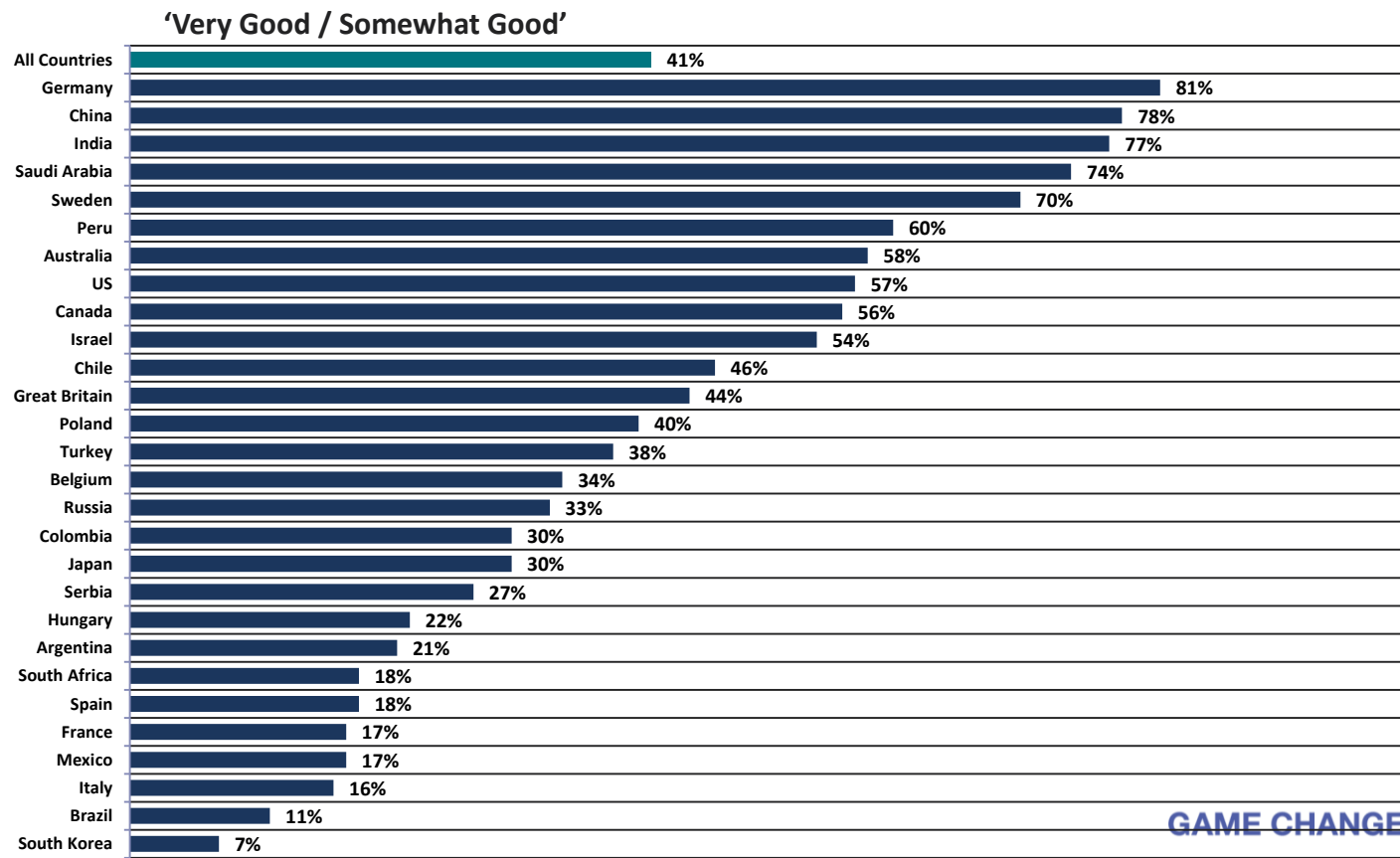
1 Assessing The Current Economic Situation

in Their Country



Now thinking about our economic situation, how would you describe the current economic situation in [insert country]? Is it very good, somewhat good, somewhat bad or very bad?

Global Citizens Assess the Current Economic Situation in their Country as “Good”

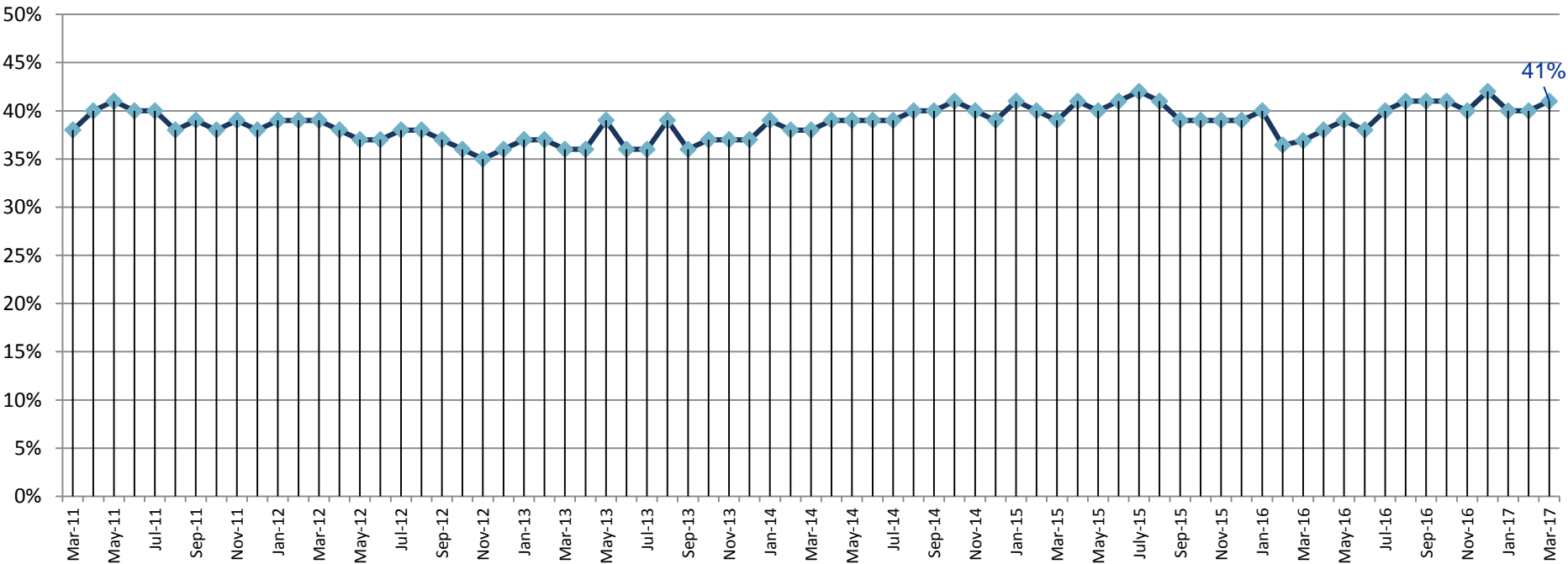


Now thinking about our economic situation, how would you describe the current economic situation in [insert country]? Is it very good, somewhat good, somewhat bad or very bad?



Global Average Tracked - Global Citizens Assess the Current Economic Situation in their Country as “Good”...

Total Good

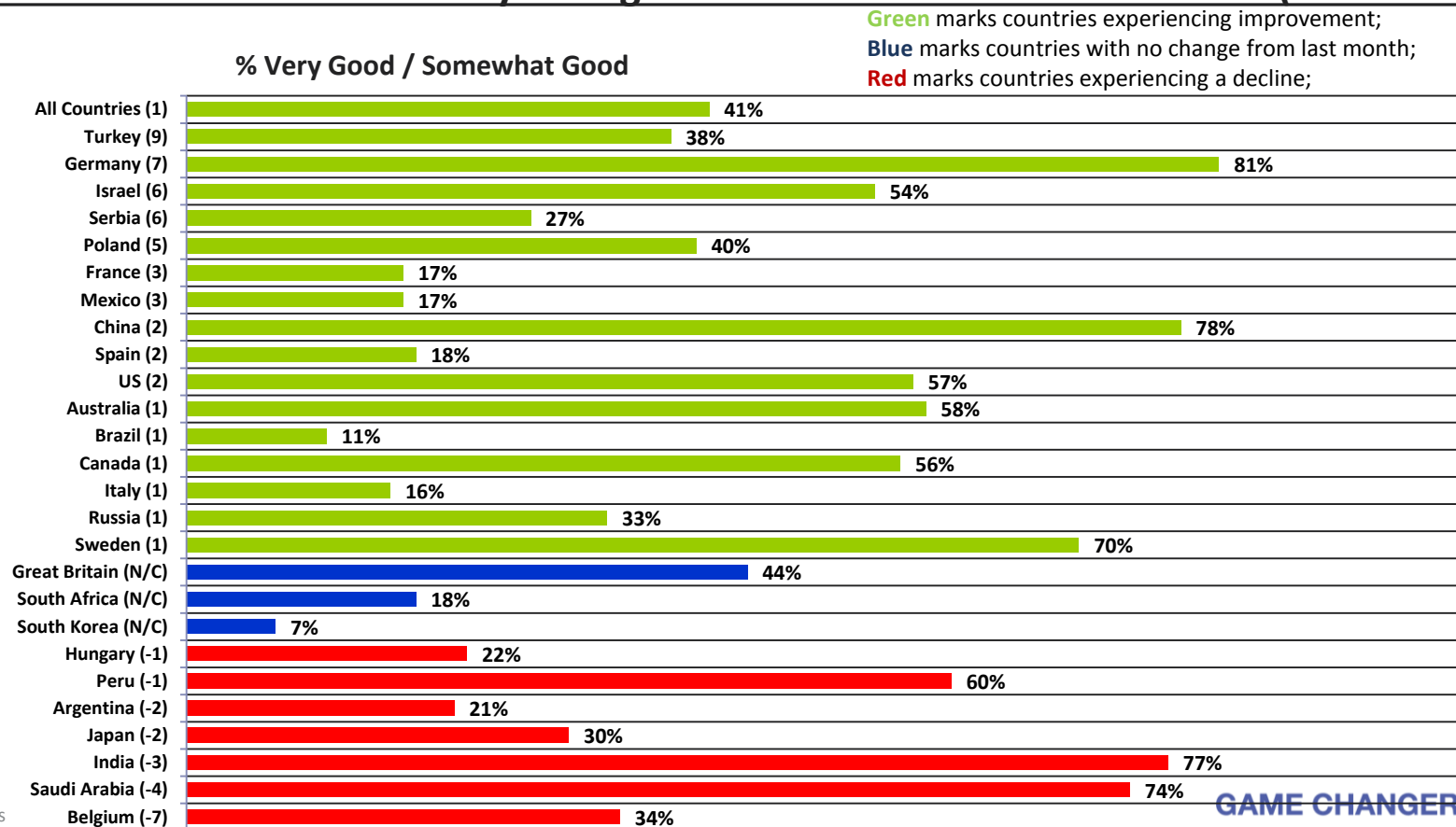


Now thinking about our economic situation, how would you describe the current economic situation in [insert country]? Is it very good, somewhat good, somewhat bad or very bad?

For All Countries Tracked: Citizens Assess the Current Economic Situation in their Country as “Good”

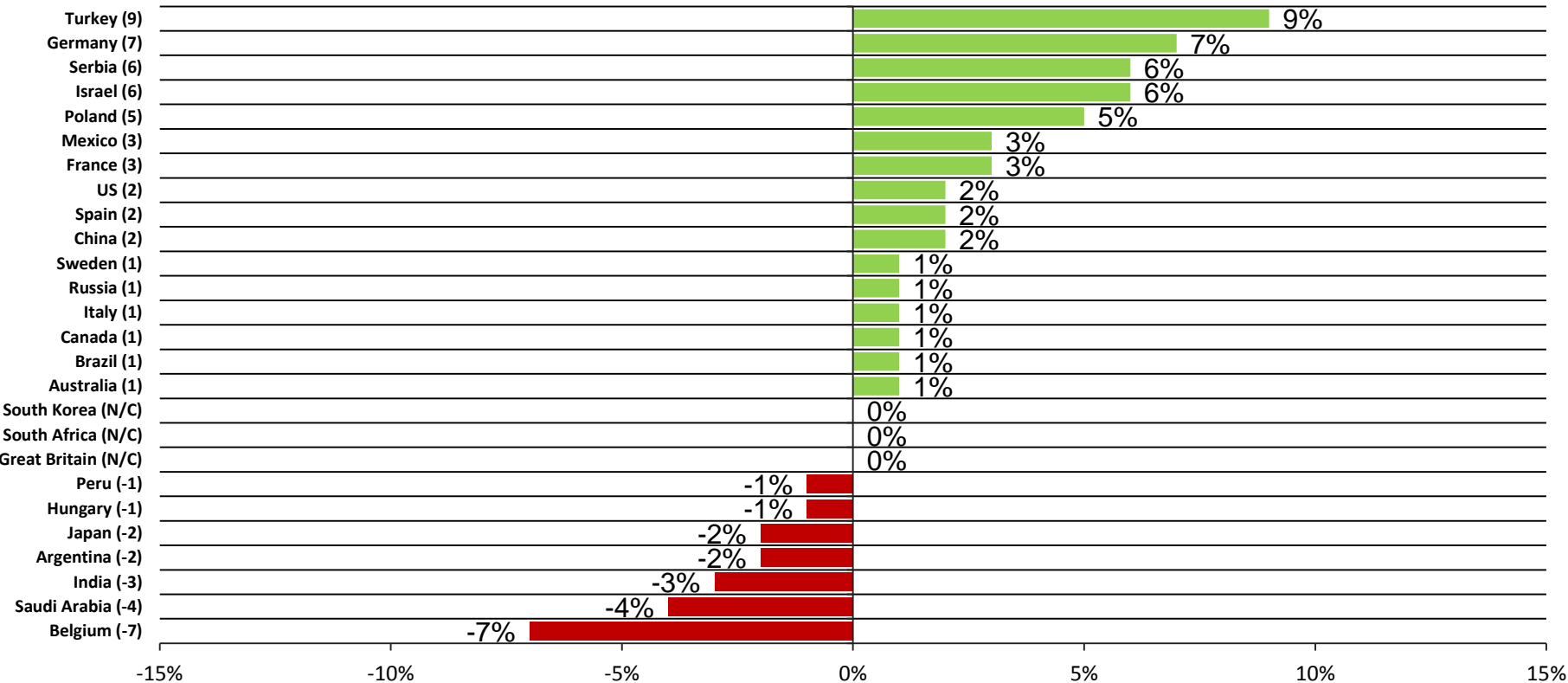
	Mar '14	Apr '14	Ma y '14	Jun '14	Jul '14	Aug '14	Sep '14	Oct '14	Nov '14	Dec '14	Jan '15	Feb '15	Mar '15	Apr '15	Ma y '15	Jun e '15	July '15	Aug '15	Sep '15	Oct '15	Nov '15	Dec '15	Jan '16	Feb '16	Mar '16	Apr '16	Ma y '16	Jun '16	Jul '16	Aug '16	Sep '16	Oct '16	Nov '16	Dec '16	Jan '17	Feb '17	Mar '17	
Total	38%	39%	39%	39%	39%	40%	40%	41%	40%	39%	41%	40%	39%	41%	40%	41%	42%	41%	39%	39%	39%	39%	40%	36%	37%	38%	39%	38%	40%	41%	41%	41%	40%	42%	40%	40%	41%	
Argentina	18%	17%	18%	24%	21%	24%	19%	21%	19%	20%	21%	24%	25%	29%	28%	28%	29%	24%	28%	29%	29%	27%	28%	24%	15%	15%	17%	21%	19%	19%	18%	20%	21%	23%	20%	23%	21%	
Australia	54%	60%	53%	52%	56%	57%	58%	65%	63%	57%	58%	56%	51%	54%	56%	56%	57%	56%	54%	53%	55%	57%	59%	56%	52%	52%	59%	51%	56%	55%	55%	58%	60%	62%	60%	57%	58%	
Belgium	37%	40%	42%	39%	41%	40%	37%	35%	33%	31%	33%	39%	41%	35%	38%	44%	46%	45%	42%	35%	43%	35%	40%	38%	39%	33%	36%	27%	33%	39%	37%	28%	33%	36%	37%	41%	34%	
Brazil	24%	26%	20%	31%	24%	25%	26%	32%	23%	22%	17%	12%	11%	11%	14%	9%	12%	10%	6%	8%	8%	4%	8%	8%	7%	8%	7%	6%	8%	12%	7%	9%	9%	13%	9%	10%	11%	
Canada	66%	64%	65%	63%	70%	68%	65%	65%	67%	66%	63%	59%	61%	57%	63%	60%	65%	47%	45%	51%	52%	51%	44%	34%	36%	49%	52%	53%	57%	59%	56%	54%	53%	61%	52%	55%	56%	
China	69%	68%	66%	65%	69%	73%	74%	70%	78%	71%	80%	71%	75%	79%	76%	75%	72%	70%	68%	69%	72%	74%	66%	61%	67%	67%	65%	69%	71%	72%	72%	76%	76%	79%	74%	76%	78%	
France	10%	9%	9%	7%	8%	6%	5%	7%	6%	7%	7%	10%	9%	9%	11%	11%	12%	11%	11%	10%	14%	12%	13%	18%	9%	12%	12%	13%	11%	13%	16%	13%	11%	14%	21%	16%	14%	17%
Germany	76%	75%	75%	76%	77%	75%	79%	75%	74%	75%	81%	76%	79%	74%	76%	75%	78%	79%	77%	73%	71%	74%	79%	72%	67%	74%	73%	74%	78%	76%	75%	75%	77%	76%	77%	74%	81%	
Great Britain	36%	37%	43%	39%	41%	45%	42%	41%	45%	39%	46%	44%	48%	51%	51%	55%	49%	48%	53%	48%	45%	45%	48%	49%	49%	39%	44%	48%	37%	42%	45%	50%	41%	38%	43%	44%	44%	
Hungary	17%	24%	18%	17%	20%	18%	16%	23%	13%	15%	16%	16%	13%	19%	15%	17%	18%	19%	16%	20%	19%	23%	16%	19%	20%	22%	16%	18%	18%	19%	21%	21%	17%	24%	25%	23%	22%	
India	58%	60%	66%	75%	65%	72%	80%	80%	81%	81%	80%	80%	80%	82%	78%	83%	82%	79%	79%	82%	76%	79%	84%	76%	82%	81%	80%	81%	81%	83%	84%	82%	86%	79%	78%	80%	77%	
Israel												36%	34%	46%	47%	48%	51%	53%	52%	44%	42%	46%	42%	47%	43%	52%	42%	48%	50%	48%	52%	53%	49%	46%	46%	48%	54%	
Italy	6%	10%	9%	7%	9%	8%	7%	8%	8%	7%	8%	8%	9%	10%	9%	11%	10%	12%	14%	13%	13%	16%	13%	14%	13%	14%	14%	14%	13%	15%	13%	15%	14%	18%	15%	15%	16%	
Japan	25%	26%	26%	29%	28%	27%	22%	20%	19%	19%	23%	26%	31%	31%	31%	30%	36%	30%	27%	29%	26%	27%	29%	26%	23%	21%	19%	19%	21%	23%	26%	29%	28%	38%	29%	32%	30%	
Mexico	24%	19%	20%	25%	26%	24%	22%	29%	23%	20%	19%	22%	16%	30%	16%	28%	33%	20%	21%	23%	27%		52%	52%	46%	45%	52%	54%	54%	61%	62%	69%	65%	65%	72%	67%	61%	60%
Peru																																						
Poland	22%	25%	31%	25%	26%	26%	28%	31%	35%	33%	28%	27%	29%	30%	29%	33%	29%	35%	35%	36%	30%	36%	35%	33%	29%	36%	31%	31%	38%	41%	42%	37%	36%	39%	36%	35%	40%	
Russia	39%	50%	58%	47%	50%	59%	53%	47%	41%	36%	26%	28%	32%	33%	43%	36%	37%	38%	34%	30%	29%	36%	32%	21%	28%	25%	28%	26%	27%	29%	28%	28%	29%	29%	33%	32%	33%	
Saudi Arabia	86%	89%	87%	85%	87%	85%	84%	87%	85%	84%	87%	94%	92%	93%	90%	91%	91%	90%	87%	90%	91%	90%	86%	88%	89%	86%	91%	88%	91%	87%	78%	80%	82%	79%	80%	78%	74%	
Serbia																																				21%	27%	
South Africa	21%	18%	28%	23%	21%	24%	26%	22%	26%	23%	26%	27%	18%	25%	17%	20%	17%	21%	16%	19%	18%	12%	12%	13%	9%	11%	17%	13%	12%	12%	17%	18%	15%	15%	16%	18%	18%	
South Korea	16%	23%	19%	17%	15%	17%	16%	14%	11%	12%	13%	13%	13%	14%	16%	15%	14%	14%	14%	18%	12%	13%	11%	13%	13%	13%	13%	10%	13%	14%	13%	15%	10%	15%	7%	7%	7%	
Spain	6%	10%	10%	8%	9%	11%	10%	7%	10%	9%	11%	12%	13%	12%	16%	13%	16%	20%	19%	17%	17%	17%	18%	14%	15%	15%	14%	13%	14%	16%	16%	15%	13%	17%	17%	16%	18%	
Sweden	80%	66%	64%	75%	73%	70%	77%	67%	67%	74%	72%	73%	69%	66%	65%	66%	66%	70%	65%	72%	63%	58%	65%	56%	63%	69%	68%	65%	74%	68%	70%	65%	66%	66%	69%	69%	70%	
Turkey	40%	44%	45%	45%	44%	49%	47%	43%	46%	39%	45%	43%	39%	36%	38%	32%	38%	39%	28%	29%	42%	40%	45%	36%	38%	40%	42%	39%	41%	40%	43%	50%	45%	37%	37%	29%	38%	
United States	31%	36%	37%	38%	33%	35%	36%	42%	41%	44%	51%	47%	47%	48%	47%	44%	43%	48%	42%	43%	44%	45%	45%	44%	45%	46%	48%	48%	49%	53%	50%	48%	45%	55%	52%	55%	57%	

Countries Ranked and Marked By Change In Assessment From Last Month (Left Column)



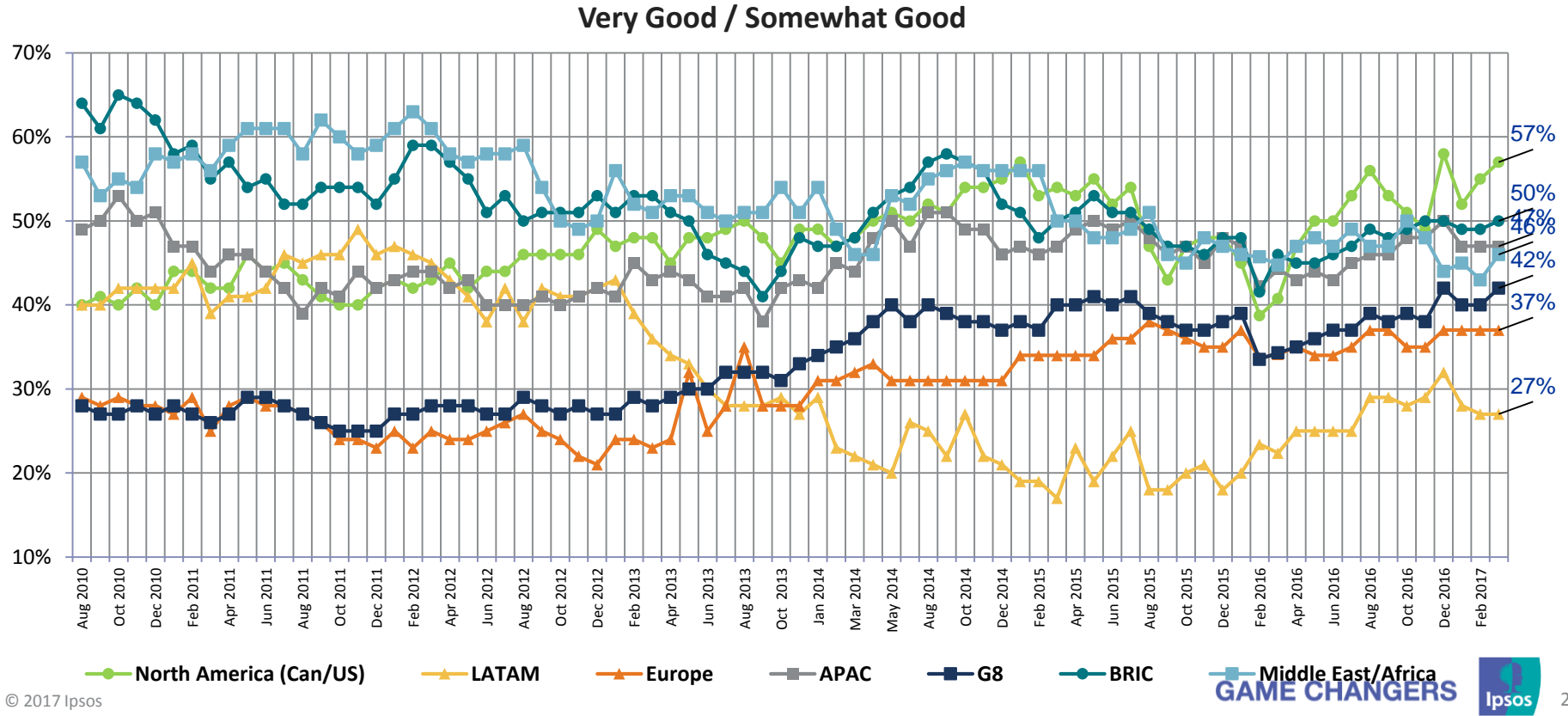
Thinking about our economic situation, how would you describe the current economic situation in [insert country]? Is it very good, somewhat good, somewhat bad or very bad?

Countries Ranked by Net Improvement, Decline or No Change Compared to Last Month:



Now thinking about our economic situation, how would you describe the current economic situation in [insert country]? Is it very good, somewhat good, somewhat bad or very bad?

Assessing the Current Economic Situation by All Regions:

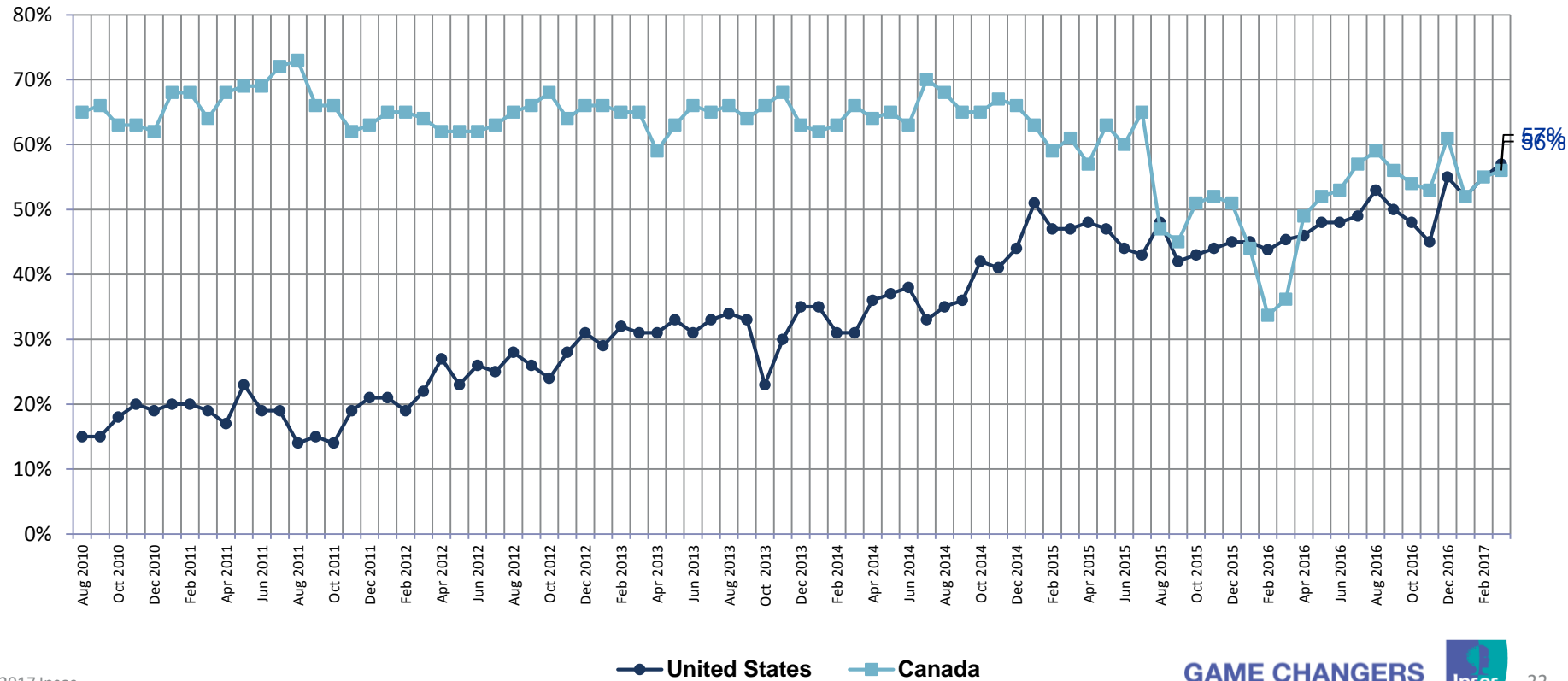


Now thinking about our economic situation, how would you describe the current economic situation in [insert country]? Is it very good, somewhat good, somewhat bad or very bad?



North American (Canada/US) Countries - Assessing the Current Economic Situation

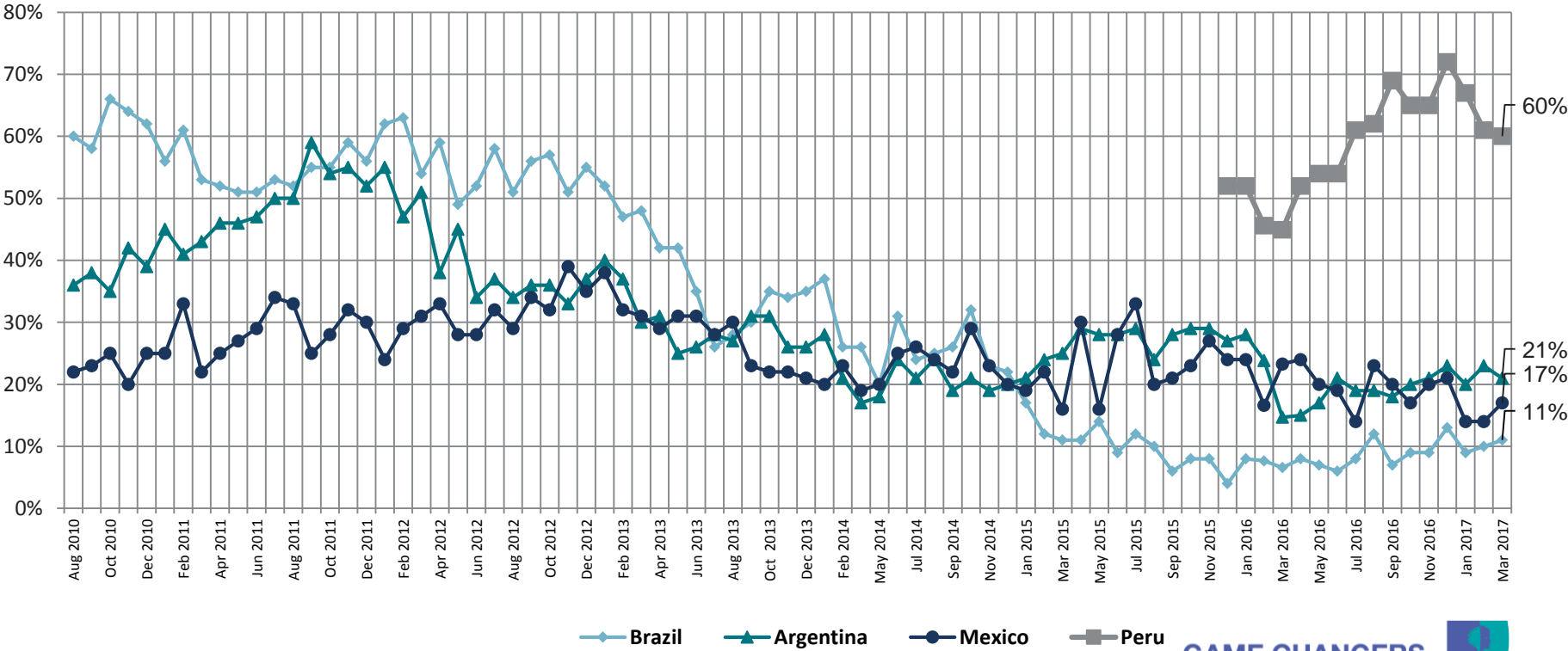
Very Good / Somewhat Good



Now thinking about our economic situation, how would you describe the current economic situation in [insert country]? Is it very good, somewhat good, somewhat bad or very bad?

LATAM Countries - Assessing the Current Economic Situation

Very Good / Somewhat Good

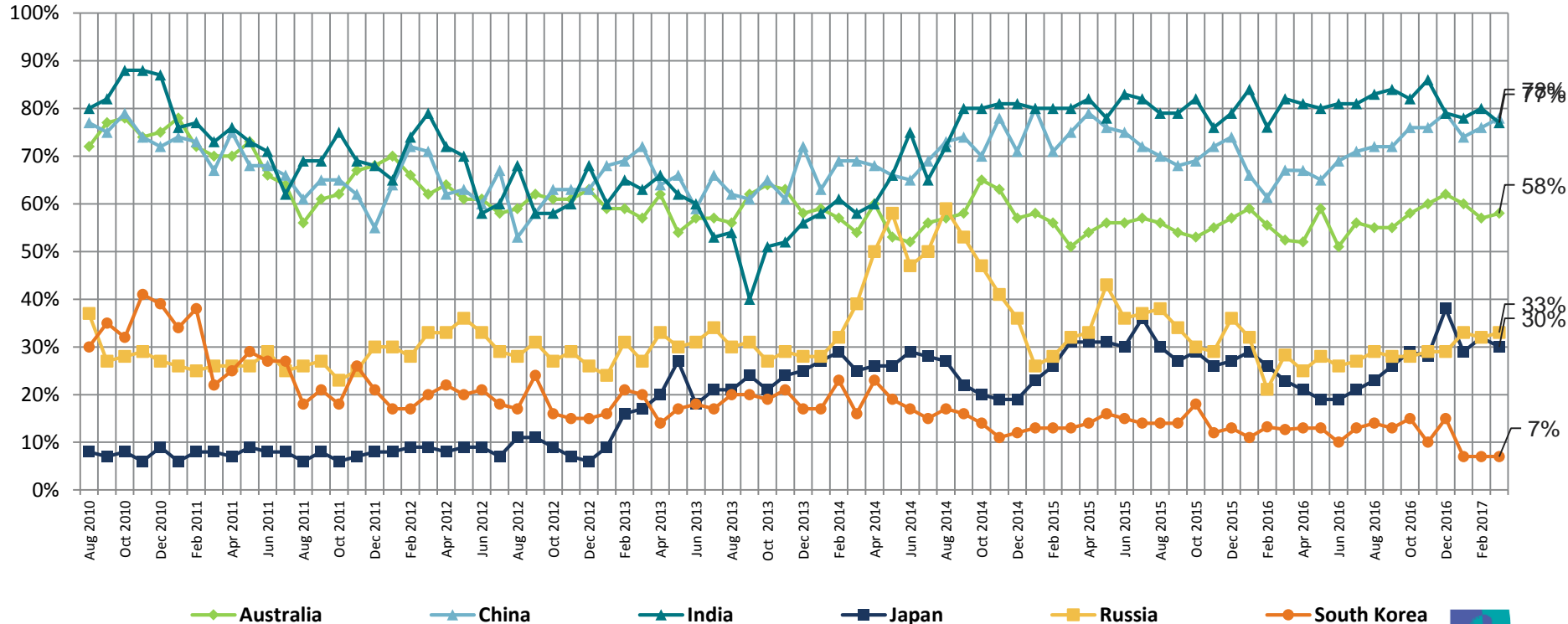


Very Good / Somewhat Good



APAC Countries - Assessing the Current Economic Situation

Very Good / Somewhat Good



Very Good / Somewhat Good

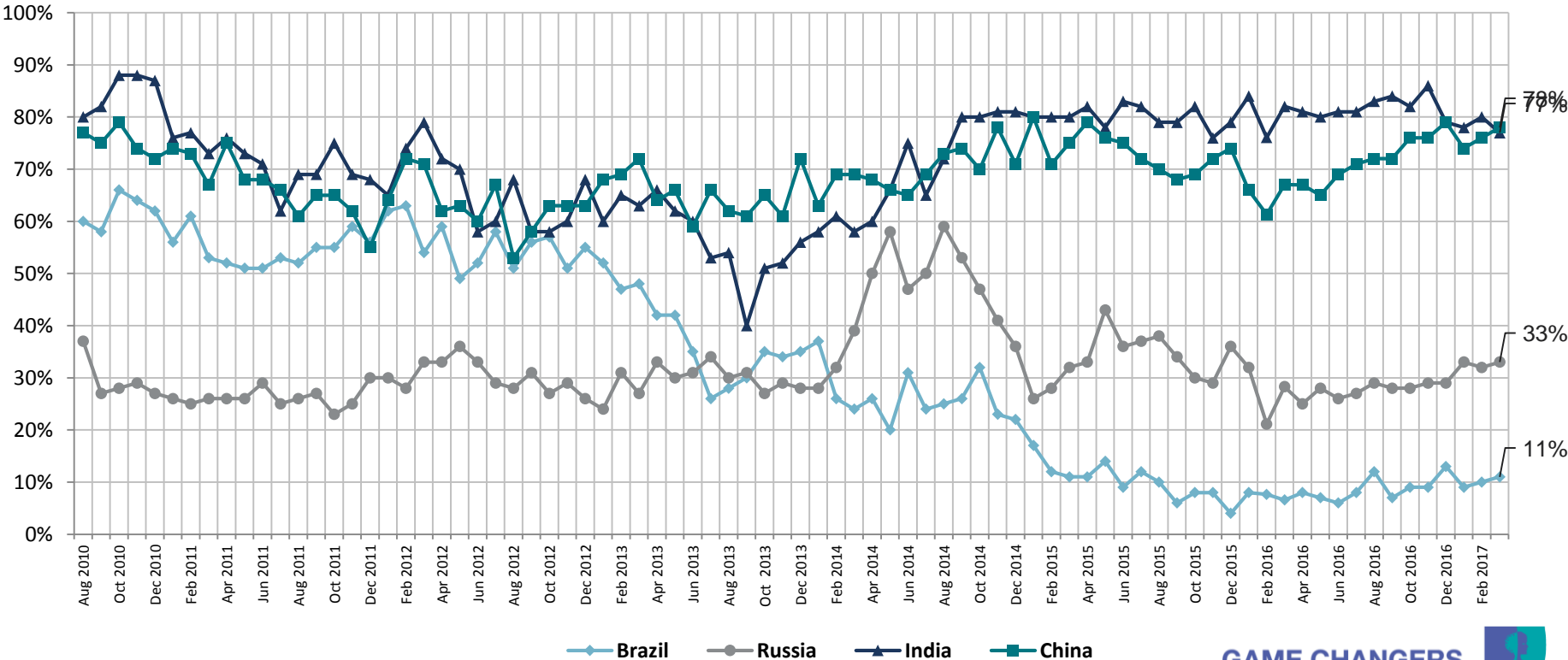


Now thinking about our economic situation, how would you describe the current economic situation in [insert country]? Is it very good, somewhat good, somewhat bad or very bad?



BRIC Countries - Assessing the Current Economic Situation

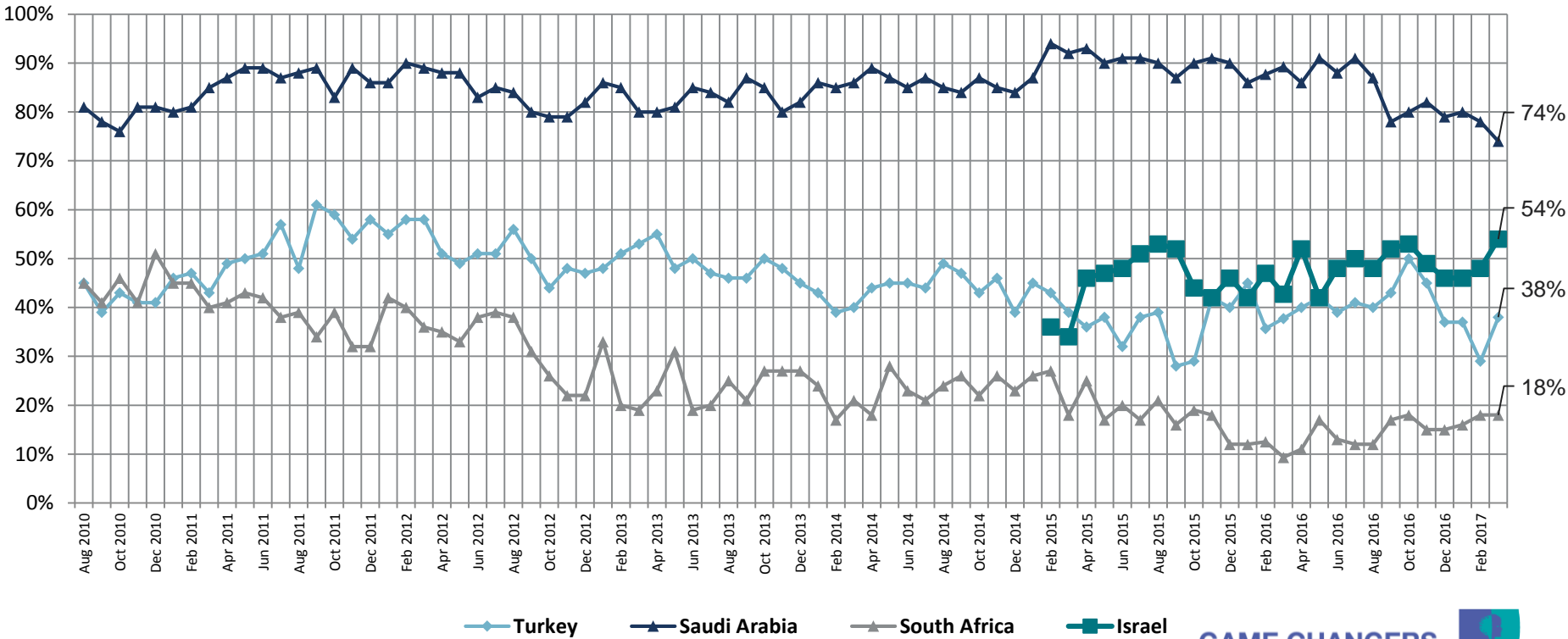
Very Good / Somewhat Good



Now thinking about our economic situation, how would you describe the current economic situation in [insert country]? Is it very good, somewhat good, somewhat bad or very bad?

Middle East/African Countries - Assessing the Current Economic Situation

Very Good / Somewhat Good



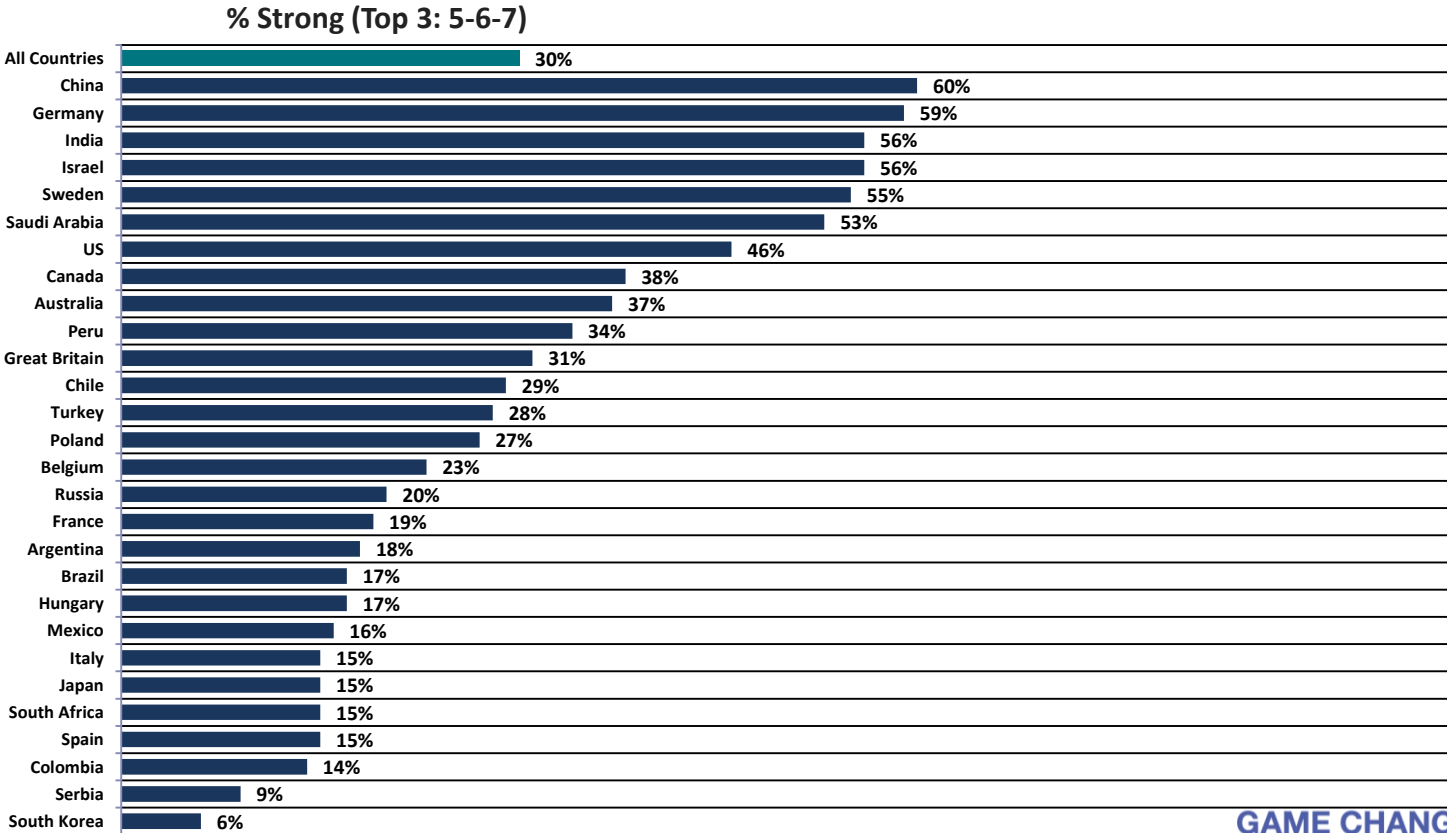
2 Assessing The Economy...

...in Their Local Area



Rate the current state of the economy in your local area using a scale from 1 to 7, where 7 means a very strong economy today and 1 means a very weak economy

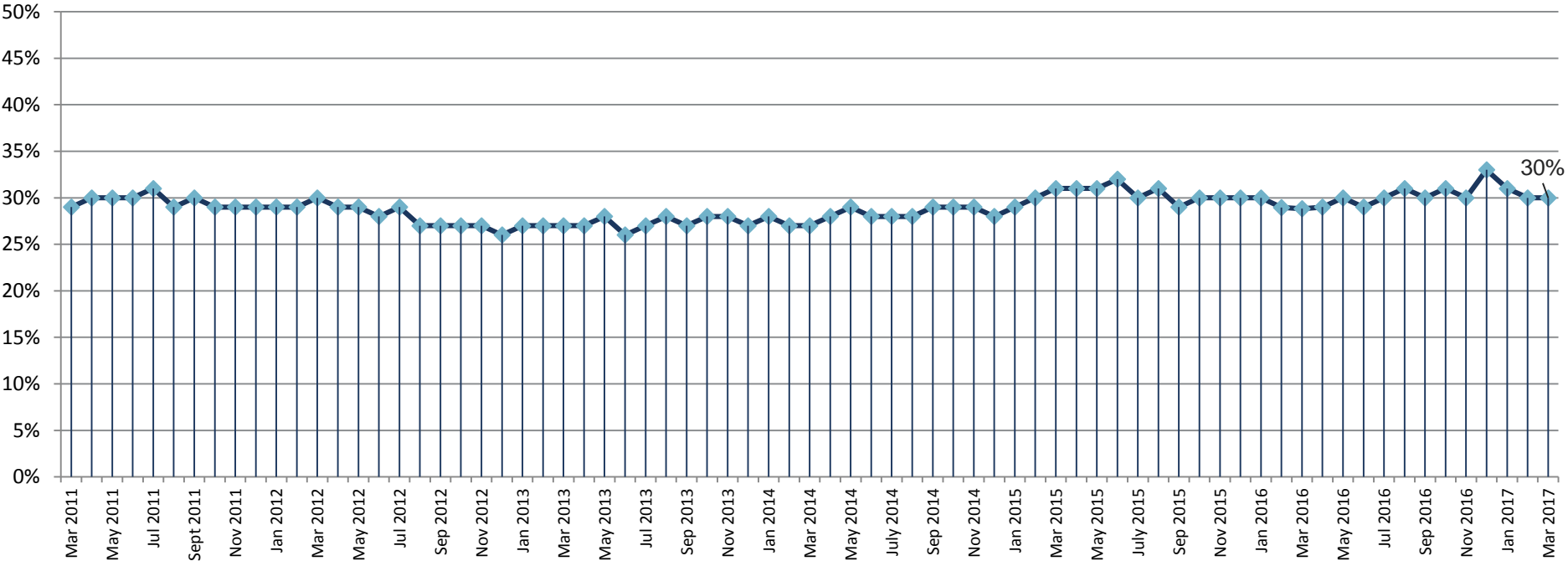
Citizen Consumers Who Say The Economy In Their Local Area is Strong...



Rate the current state of the economy in your local area using a scale from 1 to 7, where 7 means a very strong economy today and 1 means a very weak economy.

Citizen Consumers Who Say The Economy In Their Local Area is Strong

Total - % Strong (Top 3: 5-6-7)



% Strong (Top 3 5-6-7)

Citizen Consumers Who Say The Economy In Their Local Area is Strong

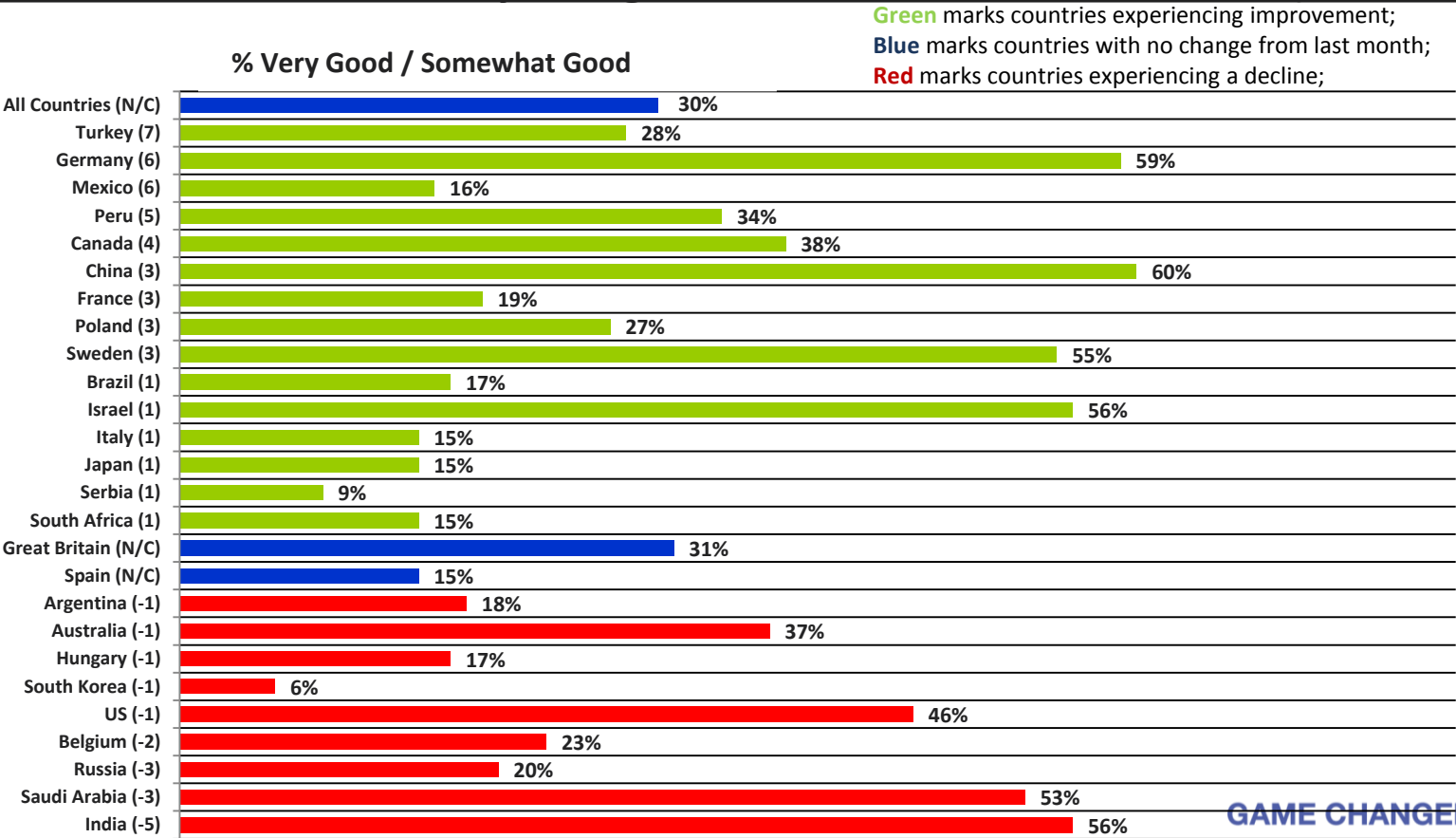
	Mar '14	Apr '14	May '14	Jun '14	Jul '14	Aug '14	Sep '14	Oct '14	Nov '14	Dec '14	Jan '15	Feb '15	Mar '15	Apr '15	May '15	June '15	July '15	Aug '15	Sep '15	Oct '15	Nov '15	Dec '15	Jan '16	Feb '16	Mar '16	Apr '16	May '16	Jun '16	Jul '16	Aug '16	Sep '16	Oct '16	Nov '16	Dec '16	Jan '17	Feb '17	Mar '17
Total	27%	28%	29%	28%	28%	28%	29%	29%	29%	28%	29%	30%	31%	31%	31%	32%	30%	31%	29%	30%	30%	30%	29%	29%	29%	30%	29%	30%	31%	30%	31%	30%	31%	30%	30%	30%	
Argentina	17%	13%	15%	23%	18%	17%	15%	20%	21%	17%	17%	19%	22%	22%	21%	19%	21%	20%	20%	22%	22%	18%	20%	20%	14%	16%	18%	17%	18%	15%	14%	16%	15%	21%	17%	19%	18%
Australia	36%	40%	36%	35%	37%	39%	41%	42%	40%	38%	37%	35%	35%	34%	32%	34%	34%	35%	35%	33%	36%	42%	32%	38%	34%	33%	39%	32%	37%	36%	34%	38%	38%	39%	38%	38%	37%
Belgium	19%	24%	25%	22%	24%	24%	20%	21%	22%	14%	20%	23%	23%	20%	21%	25%	26%	26%	24%	22%	26%	19%	19%	24%	26%	19%	21%	16%	20%	24%	22%	20%	20%	23%	20%	25%	23%
Brazil	22%	31%	22%	30%	28%	25%	30%	30%	29%	26%	25%	22%	20%	18%	17%	14%	14%	16%	12%	14%	18%	14%	16%	13%	10%	13%	14%	12%	14%	16%	13%	15%	14%	17%	14%	16%	17%
Canada	44%	40%	42%	42%	49%	47%	46%	48%	47%	41%	41%	40%	37%	35%	40%	40%	40%	32%	35%	31%	34%	33%	32%	21%	24%	33%	33%	34%	37%	36%	39%	34%	36%	42%	36%	34%	38%
China	51%	52%	48%	47%	53%	53%	56%	51%	63%	60%	66%	53%	56%	63%	60%	60%	58%	53%	49%	54%	57%	58%	54%	50%	54%	55%	54%	55%	57%	58%	58%	59%	61%	62%	58%	57%	60%
France	12%	13%	13%	12%	11%	10%	12%	11%	12%	10%	12%	15%	11%	12%	14%	11%	13%	12%	12%	15%	15%	17%	20%	16%	15%	13%	16%	15%	14%	14%	15%	13%	17%	18%	16%	16%	19%
Germany	54%	52%	55%	55%	53%	52%	57%	47%	52%	55%	56%	53%	55%	53%	53%	55%	54%	58%	56%	52%	51%	49%	56%	53%	52%	54%	51%	51%	55%	51%	55%	53%	56%	59%	54%	53%	59%
Great Britain	26%	25%	28%	26%	29%	30%	29%	31%	33%	28%	33%	32%	38%	38%	41%	42%	34%	35%	36%	33%	29%	29%	33%	32%	33%	24%	30%	27%	27%	28%	30%	32%	32%	30%	30%	31%	31%
Hungary	13%	13%	13%	12%	13%	13%	12%	15%	14%	13%	12%	12%	13%	14%	14%	15%	13%	16%	13%	14%	15%	15%	16%	15%	17%	17%	15%	16%	14%	15%	17%	17%	15%	19%	18%	18%	17%
India	35%	38%	43%	47%	44%	47%	52%	53%	53%	51%	56%	50%	58%	53%	51%	56%	53%	52%	56%	53%	55%	50%	61%	52%	55%	57%	57%	54%	55%	55%	53%	62%	60%	62%	60%	61%	56%
Israel												51%	49%	51%	56%	57%	59%	56%	59%	56%	53%	59%	50%	58%	53%	59%	55%	56%	50%	58%	53%	55%	62%	53%	56%	55%	56%
Italy	10%	11%	9%	9%	12%	8%	9%	11%	10%	8%	10%	11%	12%	11%	8%	12%	11%	11%	13%	13%	13%	14%	13%	13%	13%	13%	14%	16%	12%	12%	13%	12%	14%	15%	15%	14%	15%
Japan	13%	14%	14%	15%	15%	13%	11%	11%	10%	10%	12%	15%	17%	17%	16%	16%	18%	16%	15%	16%	12%	13%	11%	15%	12%	12%	11%	13%	11%	11%	12%	13%	12%	17%	13%	14%	15%
Mexico	19%	17%	16%	16%	21%	17%	16%	17%	18%	16%	17%	15%	14%	16%	15%	12%	22%	23%	10%	19%	24%	16%	20%	9%	18%	16%	24%	12%	10%	19%	17%	13%	11%	17%	10%	10%	16%
Peru																						25%	24%	20%	17%	22%	25%	28%	30%	32%	36%	35%	35%	42%	39%	29%	34%
Poland	21%	19%	23%	21%	19%	21%	23%	22%	24%	23%	19%	17%	22%	20%	22%	21%	18%	24%	21%	29%	20%	27%	26%	28%	19%	22%	25%	27%	26%	28%	28%	28%	23%	22%	26%	24%	27%
Russia	28%	31%	32%	25%	26%	33%	35%	30%	27%	26%	29%	22%	30%	27%	27%	32%	24%	29%	24%	25%	23%	24%	18%	24%	23%	20%	21%	17%	23%	20%	17%	19%	18%	24%	22%	23%	20%
Saudi Arabia	57%	64%	67%	59%	58%	62%	60%	62%	61%	61%	56%	68%	73%	72%	67%	71%	62%	65%	60%	65%	62%	66%	59%	61%	68%	59%	68%	64%	70%	62%	51%	57%	58%	56%	58%	56%	53%
Serbia																																				8%	9%
South Africa	17%	15%	20%	16%	16%	22%	19%	18%	19%	15%	16%	18%	16%	16%	16%	17%	12%	19%	11%	16%	13%	12%	10%	10%	8%	9%	17%	11%	11%	11%	15%	16%	16%	13%	12%	14%	15%
South Korea	14%	21%	16%	13%	16%	14%	14%	12%	13%	9%	12%	13%	10%	11%	15%	13%	13%	13%	14%	13%	12%	11%	10%	13%	14%	12%	12%	10%	13%	15%	13%	14%	5%	15%	6%	7%	6%
Spain	6%	9%	11%	10%	10%	9%	9%	8%	9%	9%	10%	13%	13%	13%	12%	15%	12%	14%	15%	13%	15%	14%	15%	11%	13%	13%	12%	11%	14%	16%	12%	14%	14%	19%	15%	15%	15%
Sweden	60%	49%	51%	53%	56%	51%	59%	48%	47%	53%	54%	59%	53%	51%	51%	62%	54%	53%	58%	60%	50%	53%	59%	58%	57%	55%	57%	57%	51%	58%	48%	59%	54%	51%	56%	52%	55%
Turkey	30%	37%	35%	36%	33%	39%	33%	36%	35%	27%	30%	29%	38%	30%	29%	28%	27%	31%	23%	23%	33%	27%	39%	29%	33%	30%	31%	29%	29%	29%	36%	42%	33%	29%	30%	21%	28%
United States	25%	28%	27%	28%	29%	30%	30%	33%	35%	34%	40%	38%	40%	39%	38%	37%	35%	38%	35%	37%	36%	36%	36%	40%	40%	38%	40%	39%	39%	48%	43%	46%	39%	46%	43%	47%	46%

RS



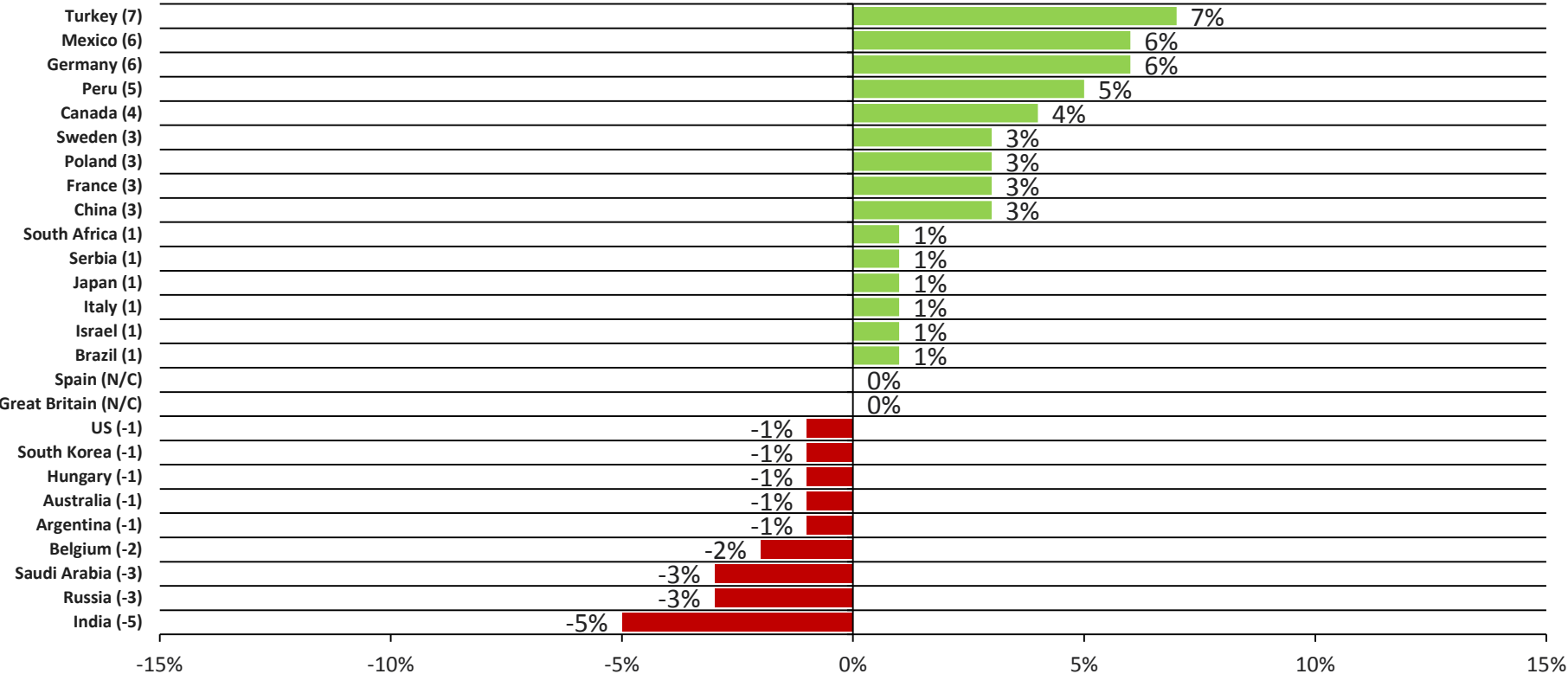
Rate the current state of the economy in your local area using a scale from 1 to 7, where 7 means a very strong economy today and 1 means a very weak economy...

Countries Ranked and Marked By Change In Assessment From Last Month (Left Column):



Rate the current state of the economy in your local area using a scale from 1 to 7, where 7 means a very strong economy today and 1 means a very weak economy...

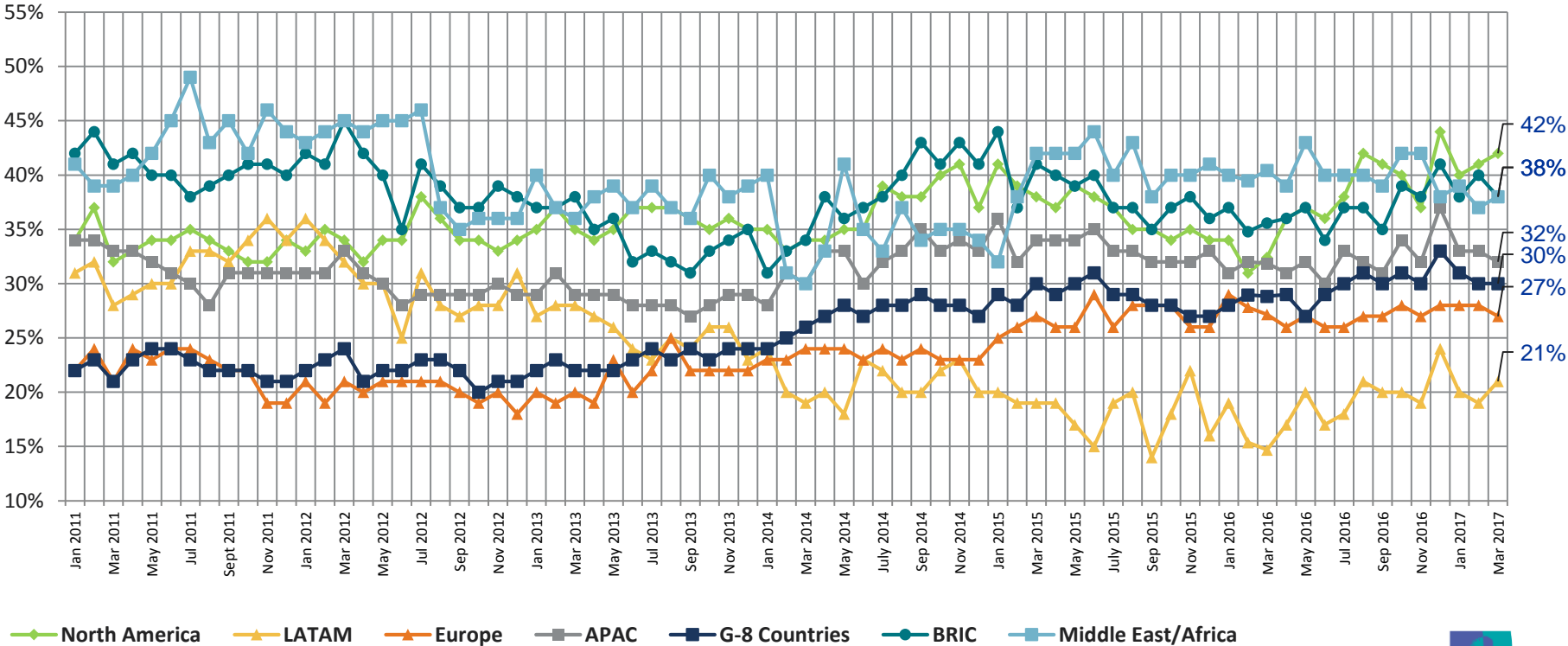
Countries Ranked by Net Improvement, Decline or No Change Compared to Last Month:



Rate the current state of the economy in your local area using a scale from 1 to 7, where 7 means a very strong economy today and 1 means a very weak economy.

All Regions - Assess the Strength of Their Local Economy

% Strong (Top 3 5-6-7)

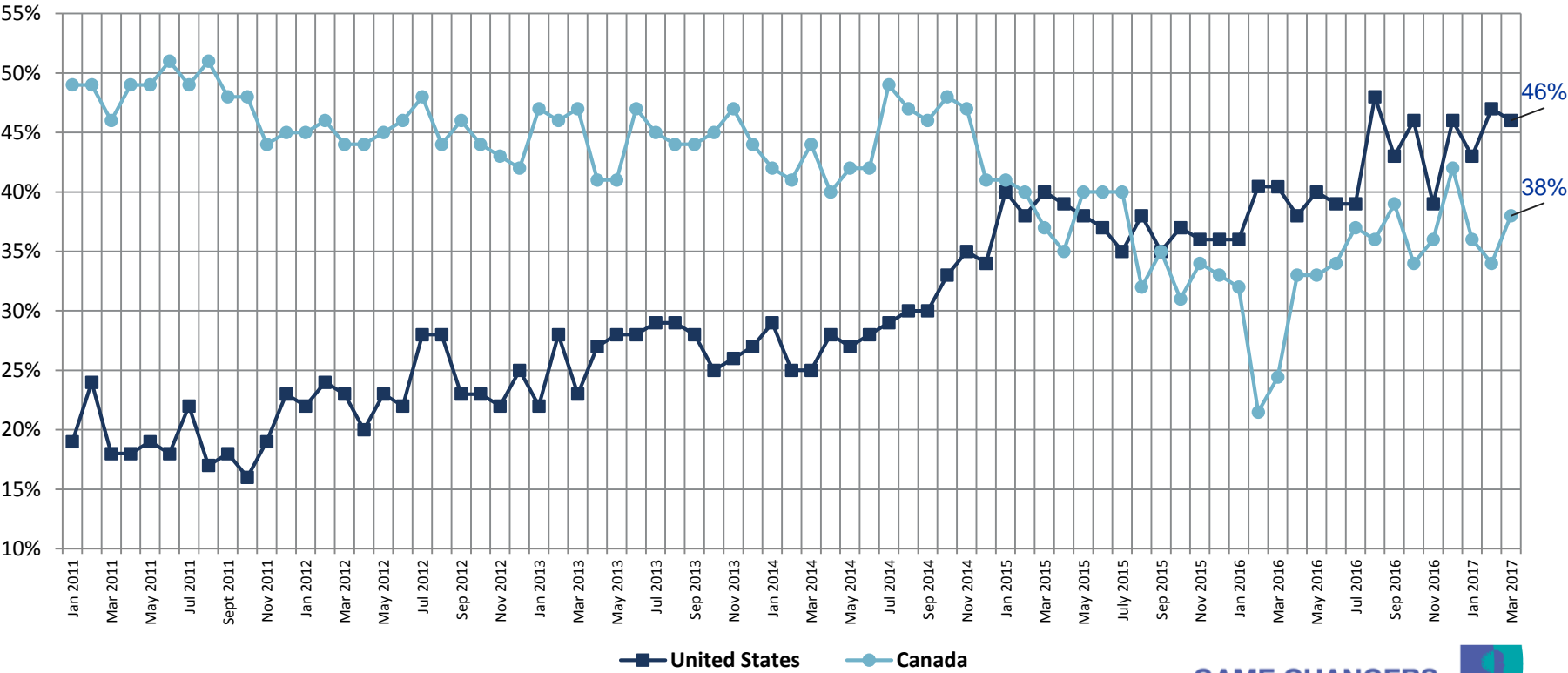


Rate the current state of the economy in your local area using a scale from 1 to 7, where 7 means a very strong economy today and 1 means a very weak economy.



North American Countries - Assess the Strength of Their Local Economy

% Strong (Top 3 5-6-7)

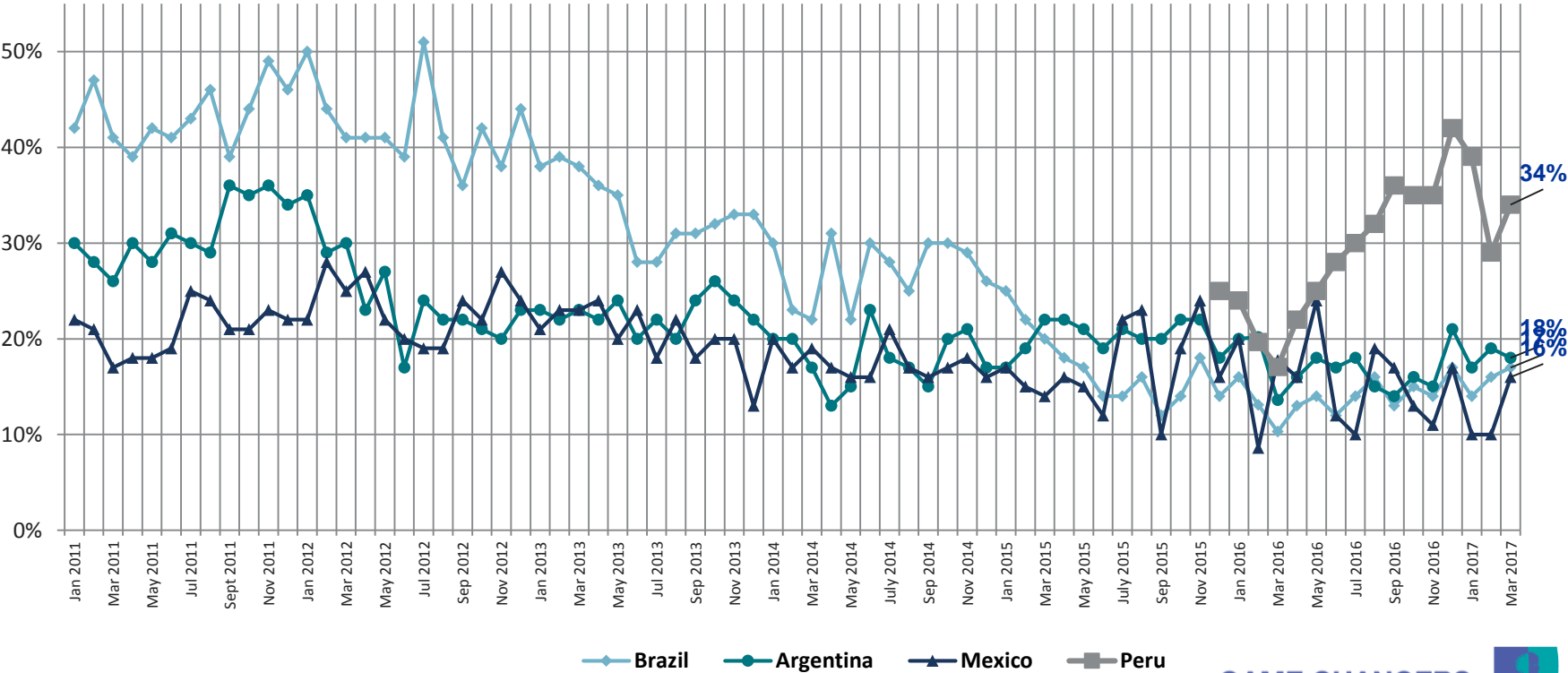


Rate the current state of the economy in your local area using a scale from 1 to 7, where 7 means a very strong economy today and 1 means a very weak economy.



LATAM Countries - Assess the Strength of Their Local Economy

% Strong (Top 3 5-6-7)

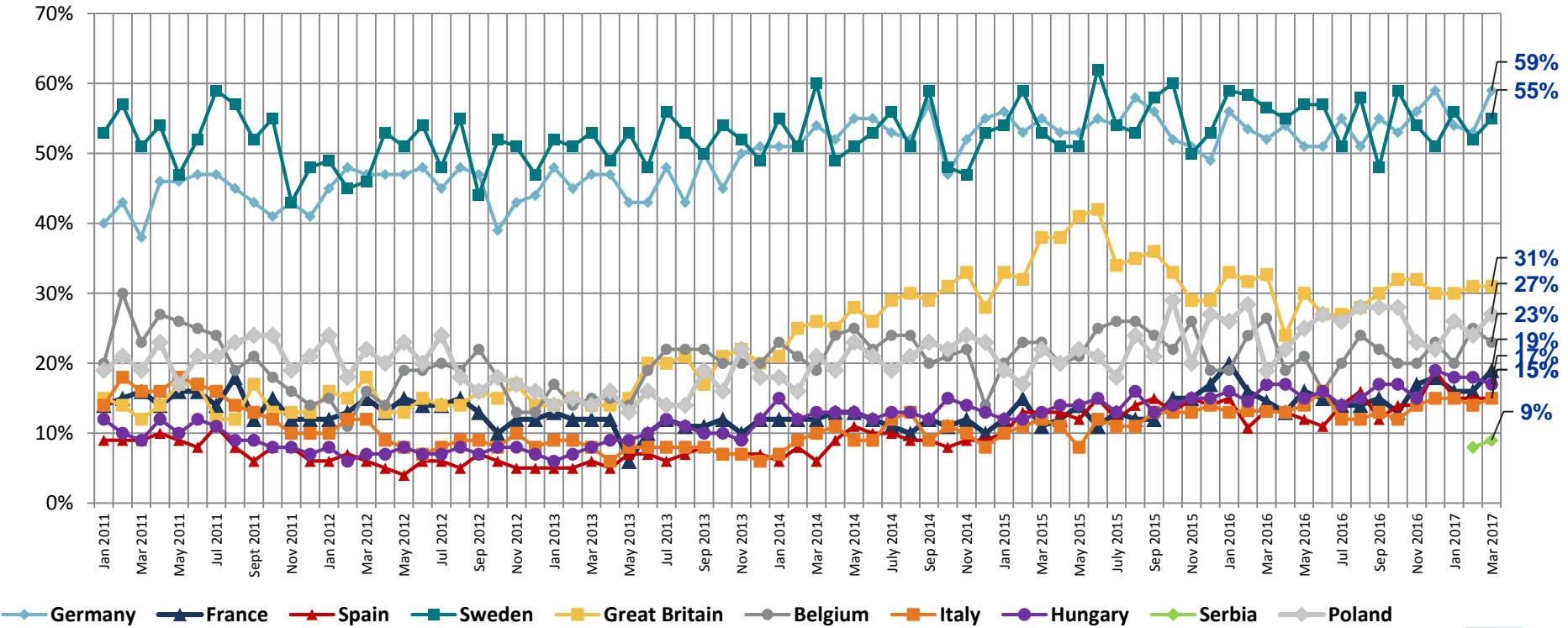


Rate the current state of the economy in your local area using a scale from 1 to 7, where 7 means a very strong economy today and 1 means a very weak economy.




European Countries - Assess the Strength of Their Local Economy

% Strong (Top 3 5-6-7)

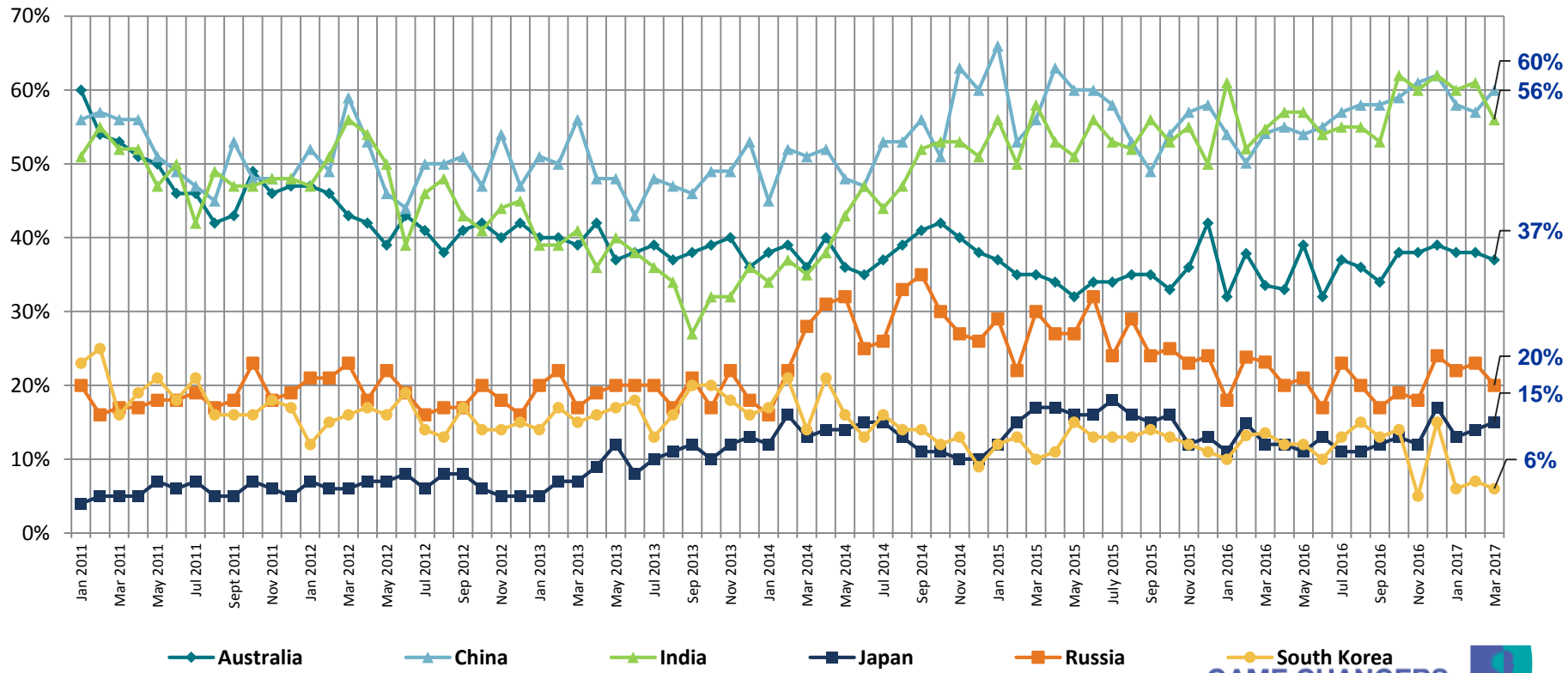


Rate the current state of the economy in your local area using a scale from 1 to 7, where 7 means a very strong economy today and 1 means a very weak economy.



APAC Countries - Assess the Strength of Their Local Economy

% Strong (Top 3 5-6-7)

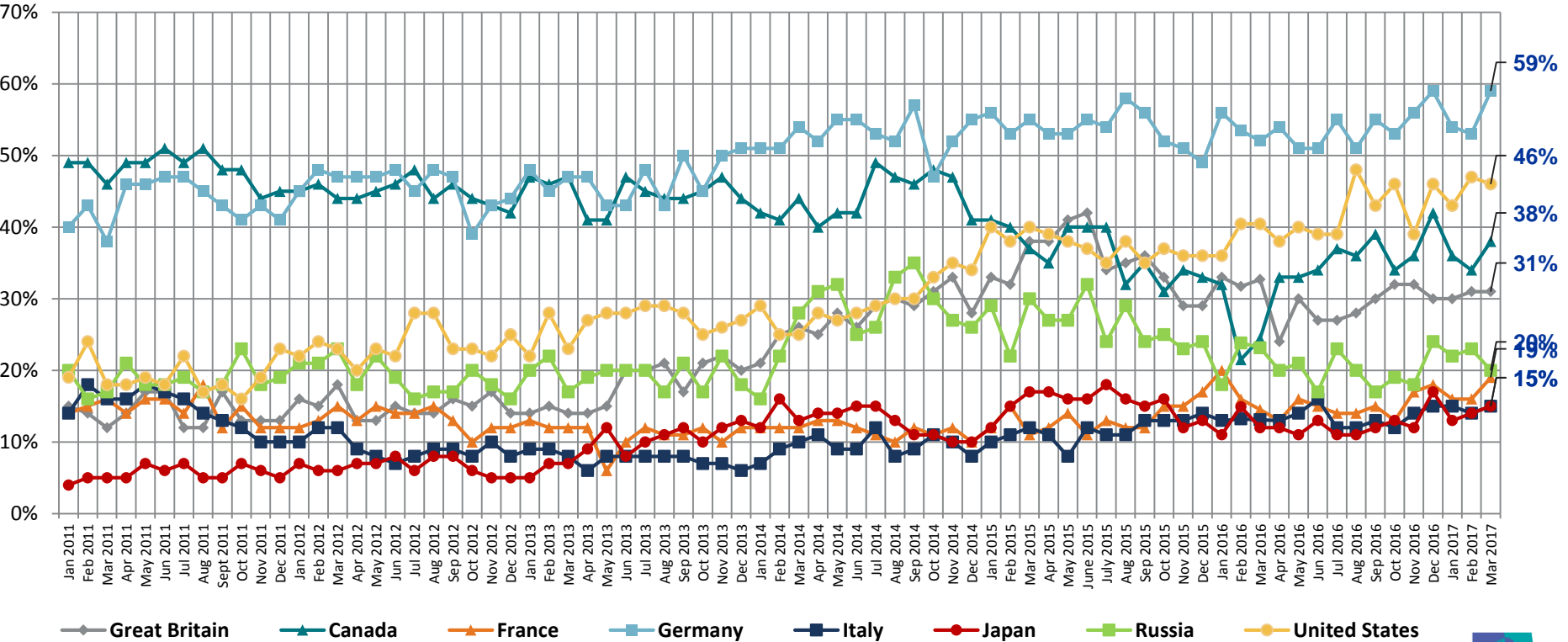


Rate the current state of the economy in your local area using a scale from 1 to 7, where 7 means a very strong economy today and 1 means a very weak economy.



G8 Countries - Assess the Strength of Their Local Economy

% Strong (Top 3 5-6-7)

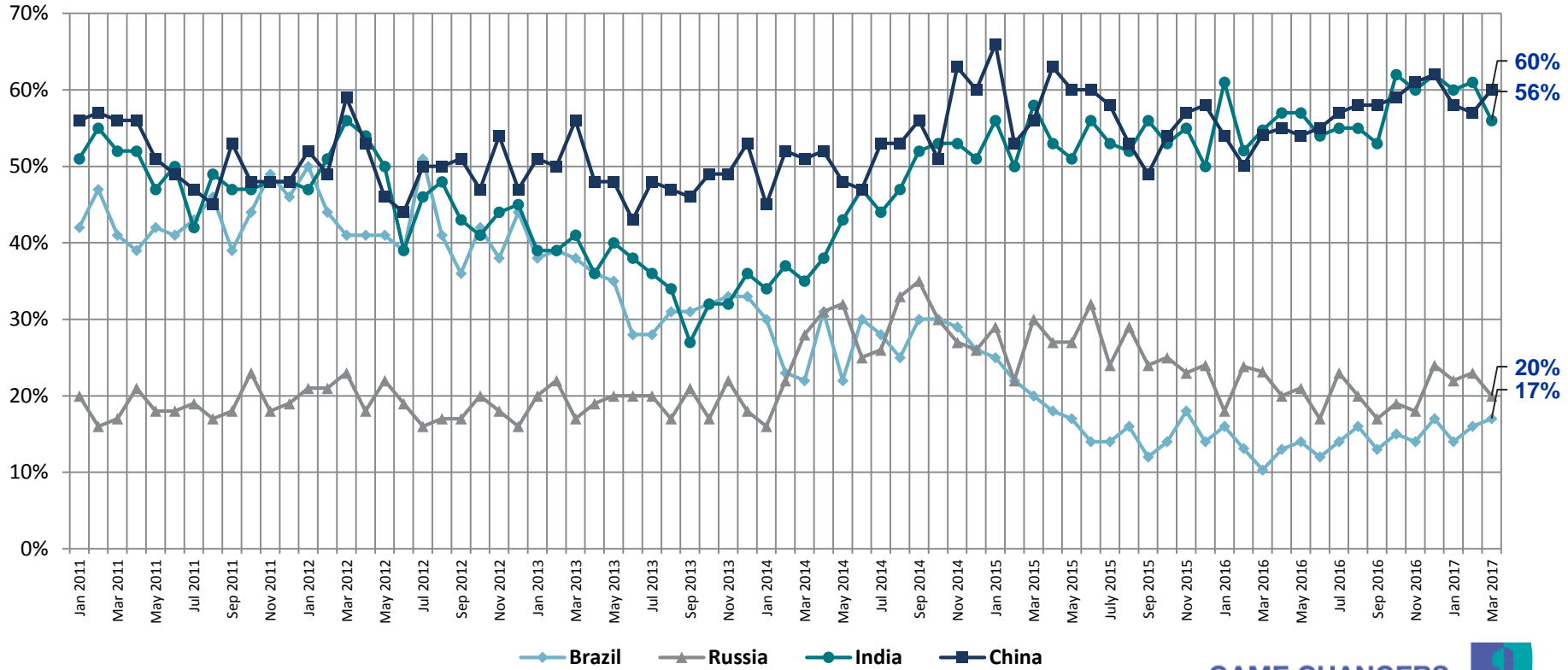


Rate the current state of the economy in your local area using a scale from 1 to 7, where 7 means a very strong economy today and 1 means a very weak economy.



BRIC Countries - Assess the Strength of Their Local Economy

% Strong (Top 3 5-6-7)



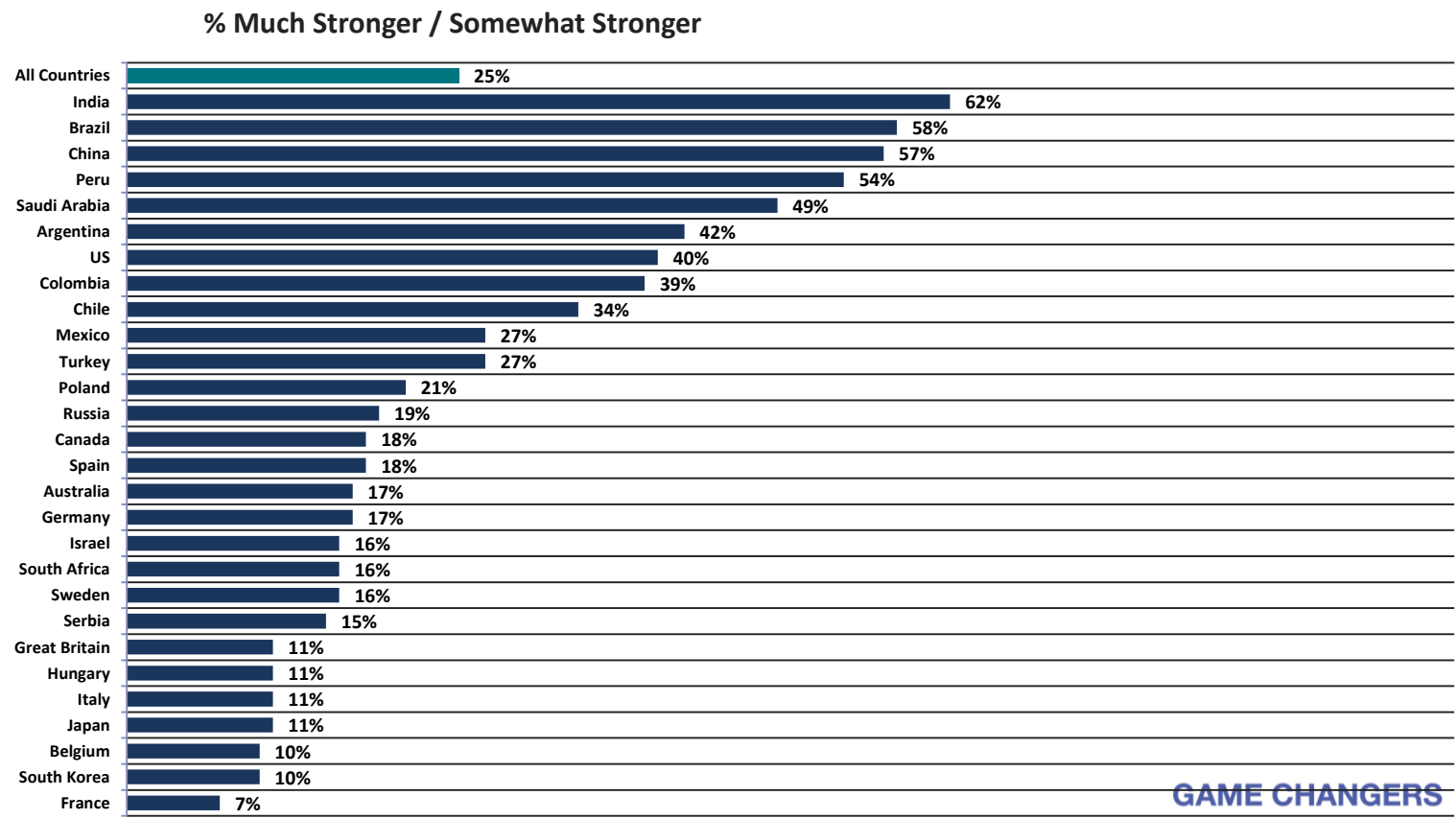
③ Assessing the Strength of The Local Economy...

...Six Months From Now

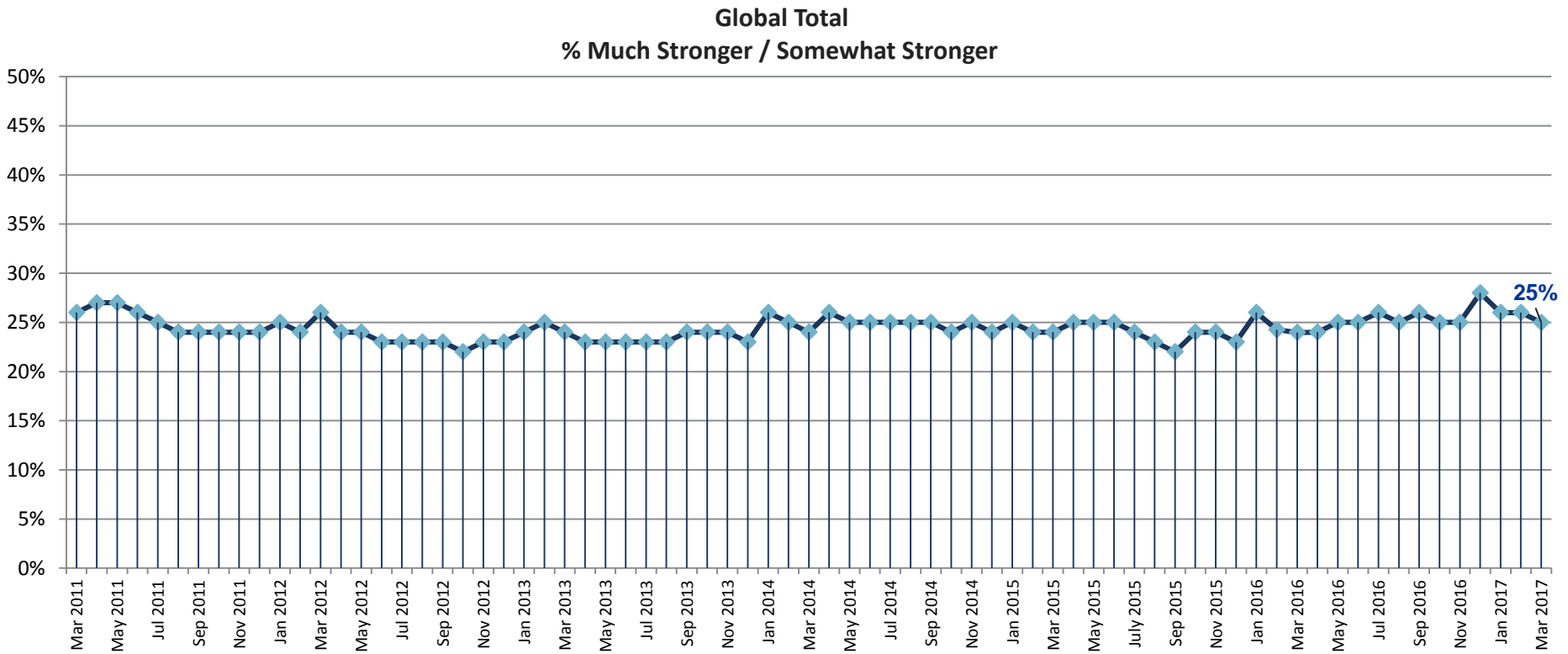


Looking ahead 6 months from now, do you expect the economy in your local area to be much stronger, somewhat stronger, about the same, somewhat weaker, or much weaker than it is now?

Citizen Consumers Who Say The Economy in the Local Area to be Stronger in The Next Six Months...



Citizen Consumers Who Say The Economy in the Local Area to be Stronger in The Next Six Months...



Citizen Consumers Who Say The Economy in the Local Area to be Stronger in The Next Six Months...

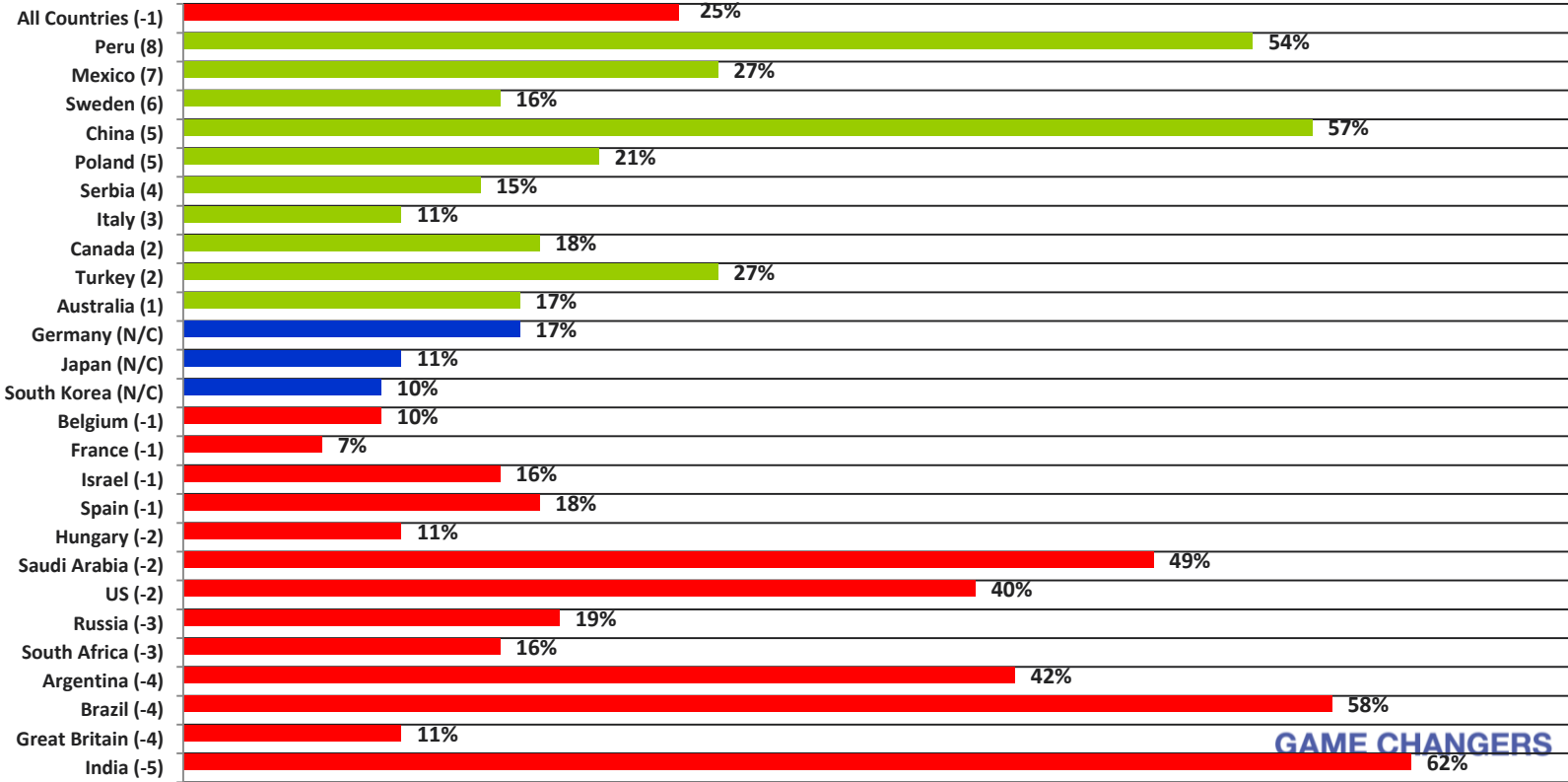
	Mar '14	Apr '14	Ma y '14	Jun '14	Jul '14	Aug '14	Sep '14	Oct '14	Nov '14	Dec '14	Jan '15	Feb '15	Mar '15	Apr '15	Ma y '15	Jun e '15	July '15	Aug '15	Sep '15	Oct '15	Nov '15	Dec '15	Jan '16	Feb '16	Mar '16	Apr '16	Ma y '16	Jun '16	Jul '16	Aug '16	Sep '16	Oct '16	Nov '16	Dec '16	Jan '17	Feb '17	Mar '17
Total	24%	26%	25%	25%	25%	25%	25%	24%	25%	24%	25%	24%	24%	25%	25%	25%	24%	23%	22%	24%	24%	23%	26%	24%	24%	24%	25%	25%	26%	25%	26%	25%	28%	26%	26%	25%	
Argentina	33%	31%	31%	31%	33%	35%	31%	31%	34%	27%	33%	32%	32%	33%	34%	33%	36%	37%	35%	42%	61%	58%	65%	56%	49%	53%	59%	57%	54%	52%	53%	50%	50%	52%	45%	46%	42%
Australia	16%	17%	16%	13%	13%	15%	19%	18%	17%	18%	15%	17%	13%	18%	12%	17%	16%	15%	16%	20%	17%	19%	15%	14%	12%	14%	18%	17%	18%	16%	14%	14%	15%	15%	17%	16%	17%
Belgium	8%	8%	16%	9%	11%	10%	11%	10%	11%	6%	12%	10%	10%	11%	12%	14%	14%	12%	11%	9%	12%	9%	10%	10%	12%	7%	11%	8%	8%	12%	8%	6%	8%	9%	12%	11%	10%
Brazil	58%	58%	56%	57%	62%	57%	57%	64%	58%	57%	55%	51%	52%	53%	51%	51%	53%	52%	52%	52%	51%	53%	53%	53%	53%	54%	54%	55%	57%	56%	59%	59%	59%	54%	59%	62%	58%
Canada	18%	19%	18%	14%	18%	16%	18%	14%	18%	19%	18%	17%	16%	17%	19%	15%	16%	13%	16%	18%	24%	18%	15%	17%	16%	19%	20%	17%	18%	16%	17%	15%	16%	27%	18%	16%	18%
China	36%	41%	39%	37%	36%	42%	41%	37%	53%	46%	51%	44%	49%	50%	52%	52%	52%	46%	47%	44%	52%	49%	48%	41%	47%	49%	44%	49%	52%	50%	52%	53%	49%	56%	53%	52%	57%
France	5%	7%	6%	4%	3%	3%	2%	4%	4%	4%	4%	5%	5%	7%	5%	5%	5%	5%	4%	6%	5%	6%	11%	5%	5%	6%	8%	5%	6%	5%	5%	5%	6%	11%	8%	8%	7%
Germany	18%	21%	20%	17%	19%	16%	18%	14%	15%	14%	17%	21%	16%	16%	16%	15%	17%	16%	16%	17%	15%	16%	17%	15%	12%	15%	13%	16%	18%	13%	15%	13%	15%	26%	19%	17%	17%
Great Britain	21%	21%	21%	18%	19%	21%	20%	18%	19%	18%	19%	17%	21%	21%	22%	25%	19%	18%	19%	17%	14%	15%	16%	14%	12%	10%	12%	10%	12%	14%	12%	12%	12%	12%	13%	15%	11%
Hungary	12%	14%	14%	10%	11%	11%	13%	16%	11%	9%	8%	11%	10%	11%	8%	11%	10%	10%	8%	9%	12%	12%	11%	11%	11%	12%	9%	11%	12%	11%	13%	11%	9%	13%	15%	13%	11%
India	50%	53%	60%	70%	62%	61%	71%	69%	71%	65%	62%	64%	67%	59%	61%	66%	63%	56%	62%	63%	58%	56%	69%	57%	65%	63%	59%	61%	62%	60%	60%	62%	66%	67%	65%	67%	62%
Israel												8%	15%	18%	13%	18%	11%	10%	14%	10%	11%	11%	15%	13%	13%	9%	14%	17%	12%	14%	18%	13%	13%	10%	9%	17%	16%
Italy	15%	13%	16%	15%	15%	12%	10%	10%	9%	8%	14%	12%	11%	13%	11%	12%	12%	11%	11%	14%	13%	14%	14%	12%	11%	11%	9%	12%	9%	8%	10%	9%	9%	10%	10%	8%	11%
Japan	15%	13%	14%	13%	15%	12%	12%	10%	10%	12%	13%	14%	15%	17%	14%	14%	15%	13%	12%	12%	11%	13%	11%	11%	9%	10%	7%	9%	9%	8%	10%	11%	9%	14%	9%	11%	11%
Mexico	29%	31%	31%	31%	34%	26%	30%	32%	31%	30%	33%	38%	25%	30%	28%	30%	30%	30%	22%	41%	32%	24%	32%	31%	31%	26%	27%	30%	27%	28%	32%	27%	22%	25%	20%	20%	27%
Peru																					47%	49%	53%	48%	47%	58%	58%	67%	69%	65%	60%	64%	58%	52%	46%	54%	
Poland	14%	14%	17%	15%	17%	15%	15%	17%	18%	18%	13%	12%	15%	20%	16%	16%	17%	18%	16%	15%	14%	17%	13%	16%	14%	18%	16%	18%	18%	18%	15%	17%	14%	13%	18%	16%	21%
Russia	19%	26%	26%	24%	17%	34%	27%	27%	19%	20%	26%	18%	26%	25%	24%	33%	22%	30%	21%	20%	24%	21%	19%	31%	24%	21%	22%	20%	18%	16%	18%	17%	19%	21%	22%	22%	19%
Saudi Arabia	49%	59%	53%	56%	54%	55%	52%	48%	50%	51%	47%	60%	66%	58%	63%	66%	58%	58%	48%	55%	49%	53%	51%	51%	52%	51%	62%	58%	64%	52%	47%	48%	55%	55%	55%	51%	49%
Serbia																																				11%	15%
South Africa	15%	11%	13%	15%	18%	16%	18%	15%	20%	16%	15%	16%	12%	13%	13%	11%	10%	13%	11%	12%	15%	11%	13%	13%	13%	15%	18%	16%	16%	16%	20%	22%	13%	16%	13%	19%	16%
South Korea	14%	18%	13%	10%	11%	12%	11%	10%	11%	9%	10%	11%	9%	12%	13%	11%	12%	9%	14%	11%	12%	10%	8%	10%	10%	10%	12%	10%	9%	10%	9%	9%	5%	17%	8%	10%	10%
Spain	19%	18%	19%	17%	19%	18%	20%	13%	17%	16%	20%	20%	20%	20%	20%	23%	21%	23%	22%	21%	21%	22%	23%	19%	19%	19%	14%	17%	16%	18%	15%	15%	18%	26%	20%	19%	18%
Sweden	15%	13%	20%	12%	12%	14%	13%	16%	16%	14%	11%	10%	11%	16%	13%	8%	16%	11%	11%	12%	8%	9%	9%	5%	10%	11%	14%	12%	16%	11%	15%	12%	11%	18%	20%	10%	16%
Turkey	26%	27%	25%	27%	24%	29%	22%	23%	25%	22%	26%	22%	22%	24%	24%	25%	20%	23%	23%	20%	32%	22%	35%	26%	24%	27%	24%	25%	26%	31%	32%	38%	32%	31%	31%	25%	27%
United States	19%	23%	23%	21%	22%	23%	21%	27%	26%	26%	29%	27%	29%	27%	28%	29%	24%	26%	24%	24%	25%	26%	23%	25%	26%	27%	29%	29%	31%	33%	31%	31%	25%	38%	38%	42%	40%

Looking ahead six months from now, do you expect the economy in your local area to be much stronger, somewhat stronger, about the same, somewhat weaker, or much weaker than it is now?

Countries Ranked and Marked By Change In Assessment From Last Month (Left Column):

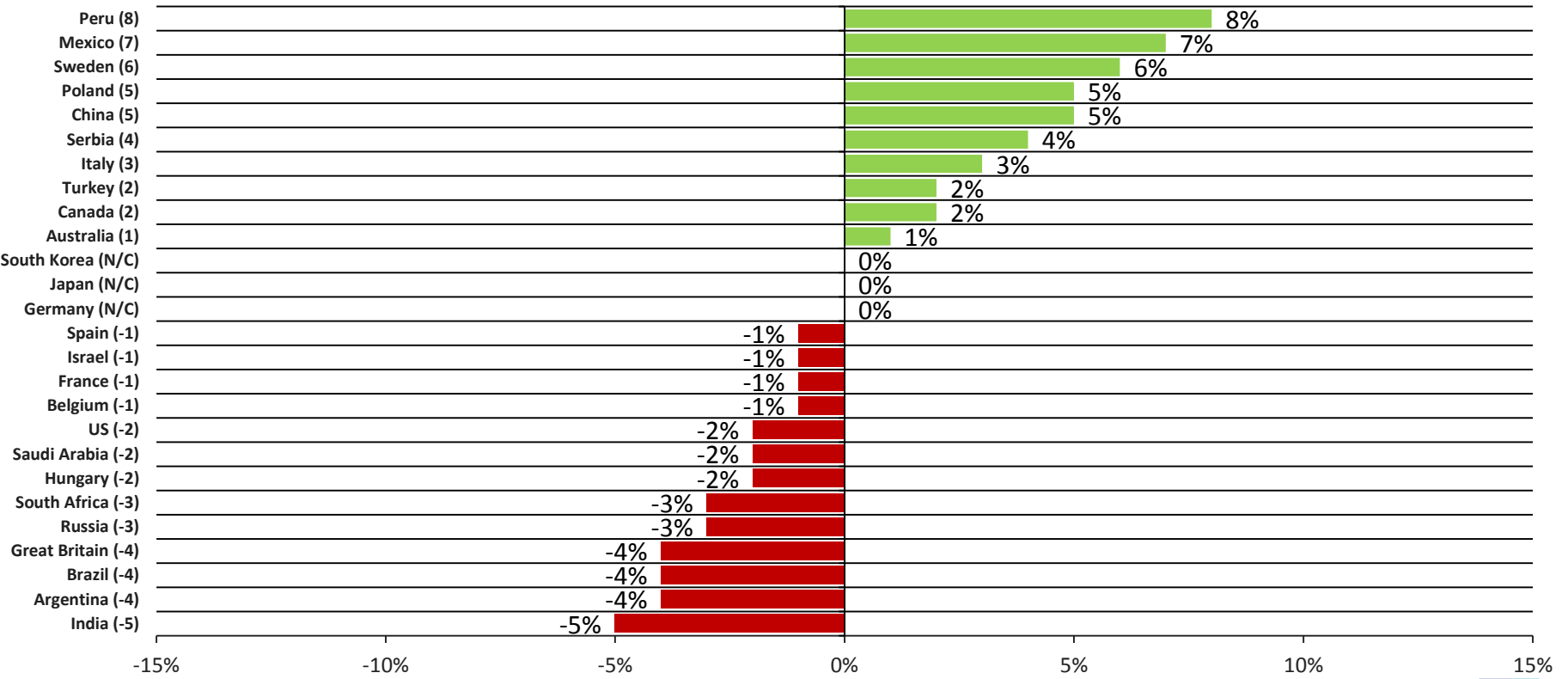
Green marks countries experiencing improvement;
Blue marks countries with no change from last month;
Red marks countries experiencing a decline;

% Very Good / Somewhat Good



Looking ahead six months from now, do you expect the economy in your local area to be much stronger, somewhat stronger, about the same, somewhat weaker, or much weaker than it is now?

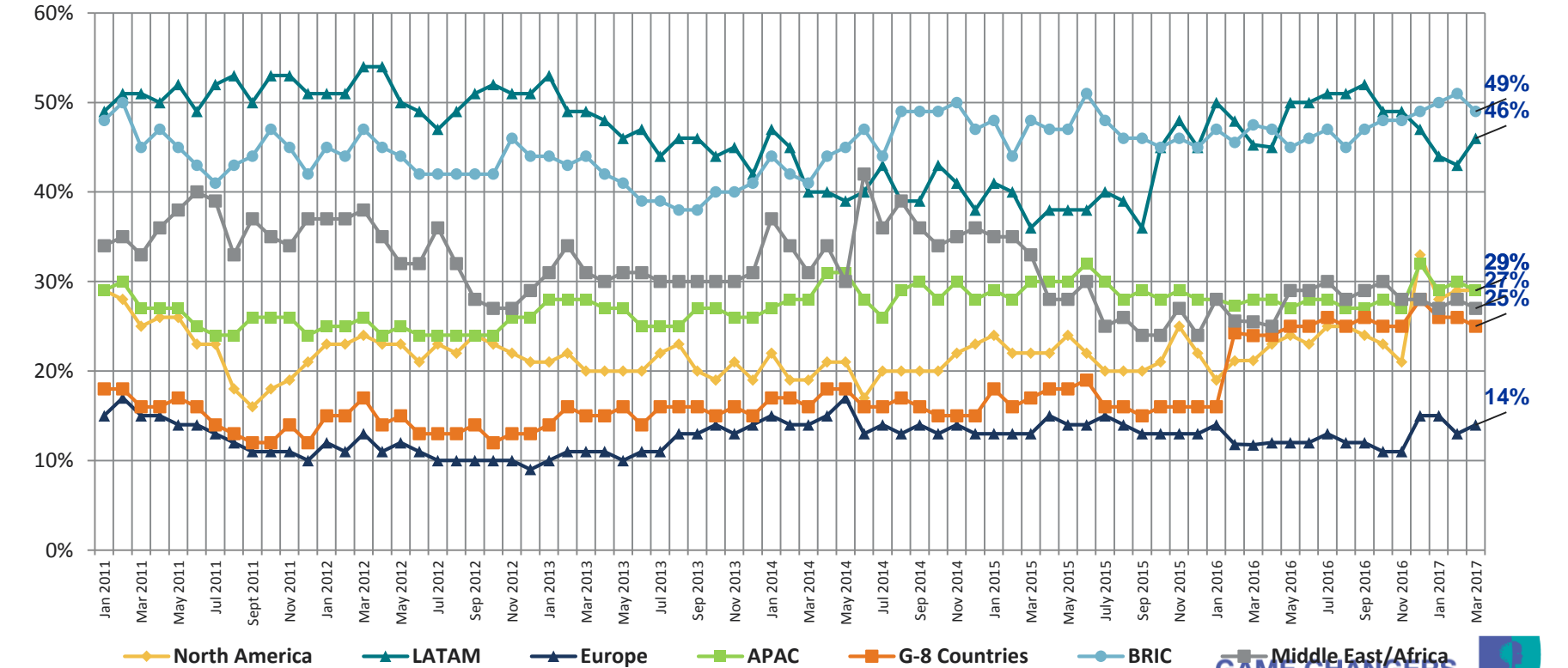
Countries Ranked by Net Improvement, Decline or No Change Compared to Last Month:



Looking ahead 6 months from now, do you expect the economy in your local area to be much stronger, somewhat stronger, about the same, somewhat weaker, or much weaker than it is now?

All Regions - Citizen Consumers Who Say The Economy in the Local Area to be Stronger in The Next Six Months

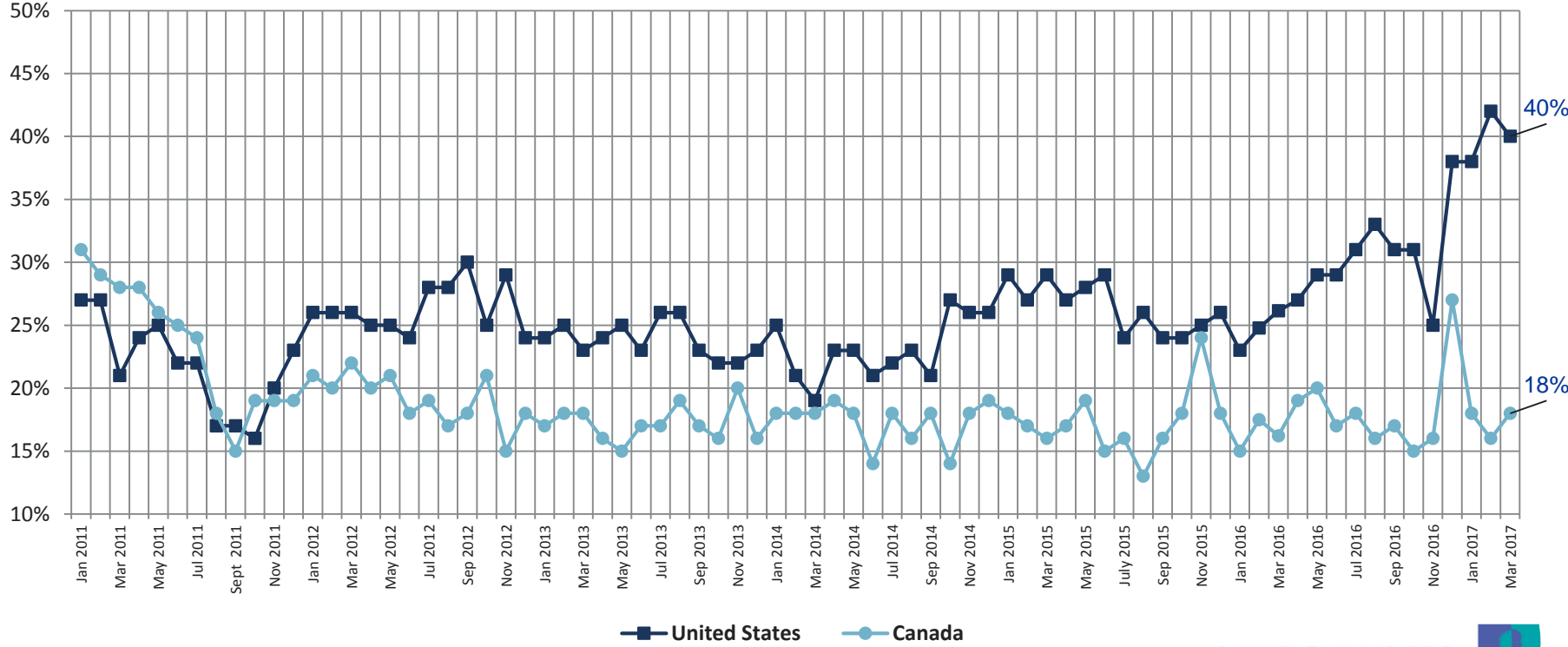
% Much Stronger / Somewhat Stronger



Looking ahead 6 months from now, do you expect the economy in your local area to be much stronger, somewhat stronger, about the same, somewhat weaker, or much weaker than it is now?

North American Countries - Citizen Consumers Who Say The Economy in the Local Area to be Stronger in The Next Six Months

% Much Stronger / Somewhat Stronger

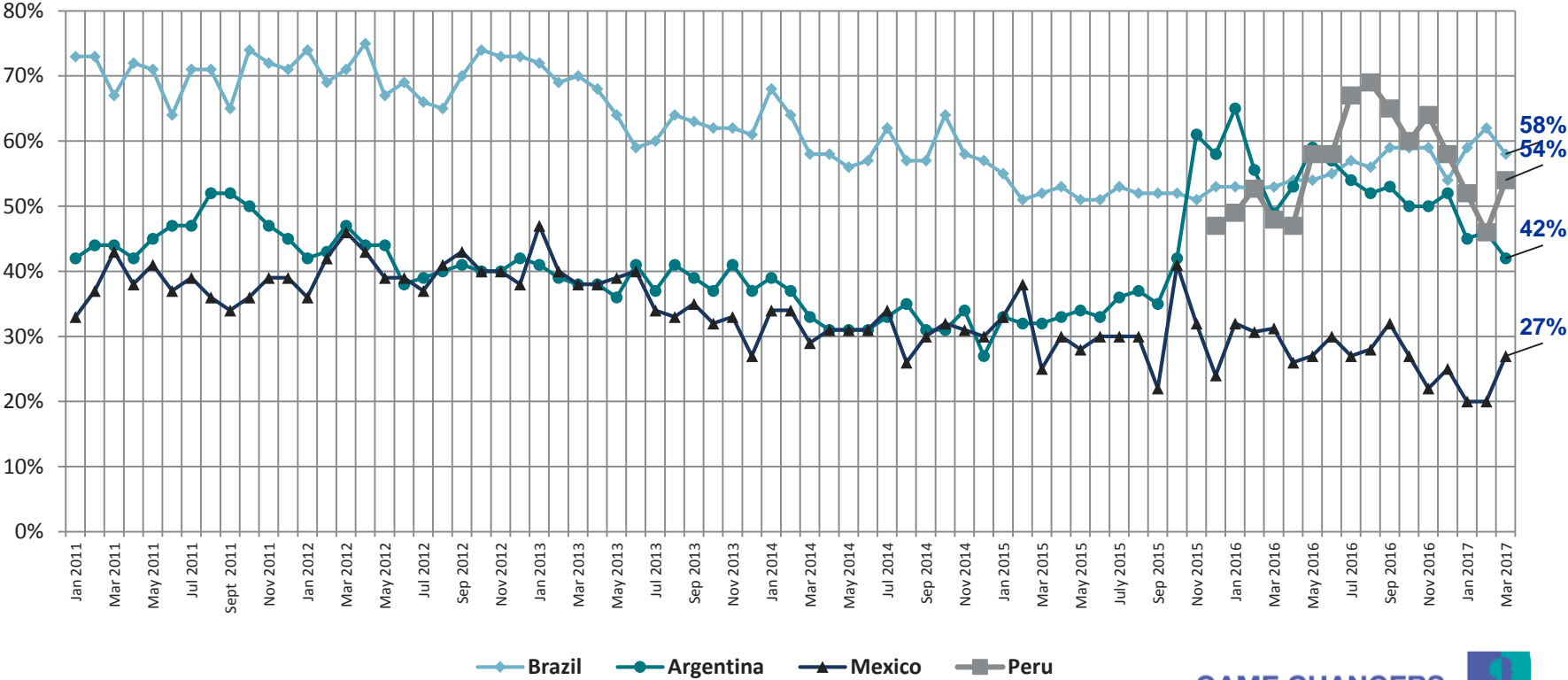


Looking ahead 6 months from now, do you expect the economy in your local area to be much stronger, somewhat stronger, about the same, somewhat weaker, or much weaker than it is now?



LATAM Countries - Citizen Consumers Who Say The Economy in the Local Area to be Stronger in The Next Six Months

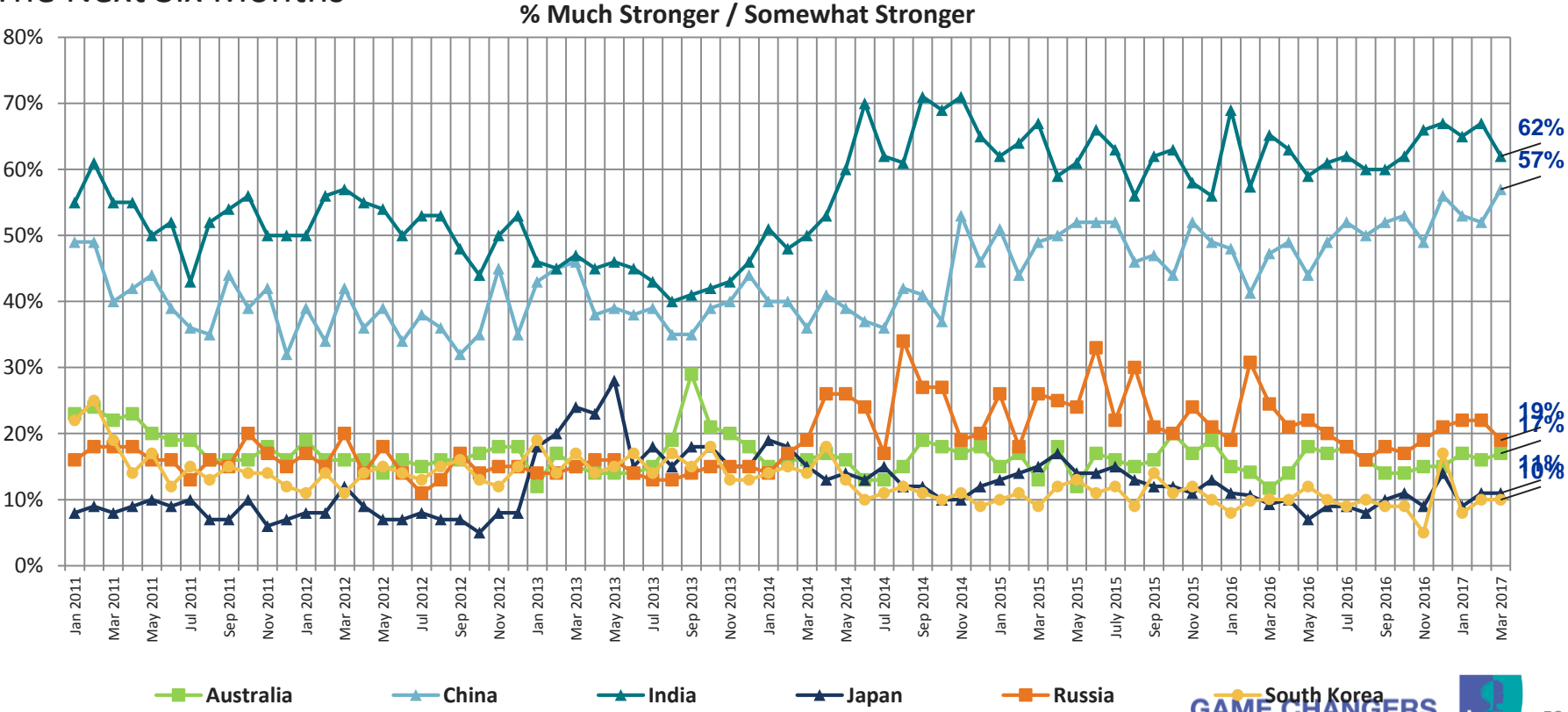
% Much Stronger / Somewhat Stronger



Looking ahead 6 months from now, do you expect the economy in your local area to be much stronger, somewhat stronger, about the same, somewhat weaker, or much weaker than it is now?



APAC Countries - Citizen Consumers Who Say The Economy in the Local Area to be Stronger in The Next Six Months

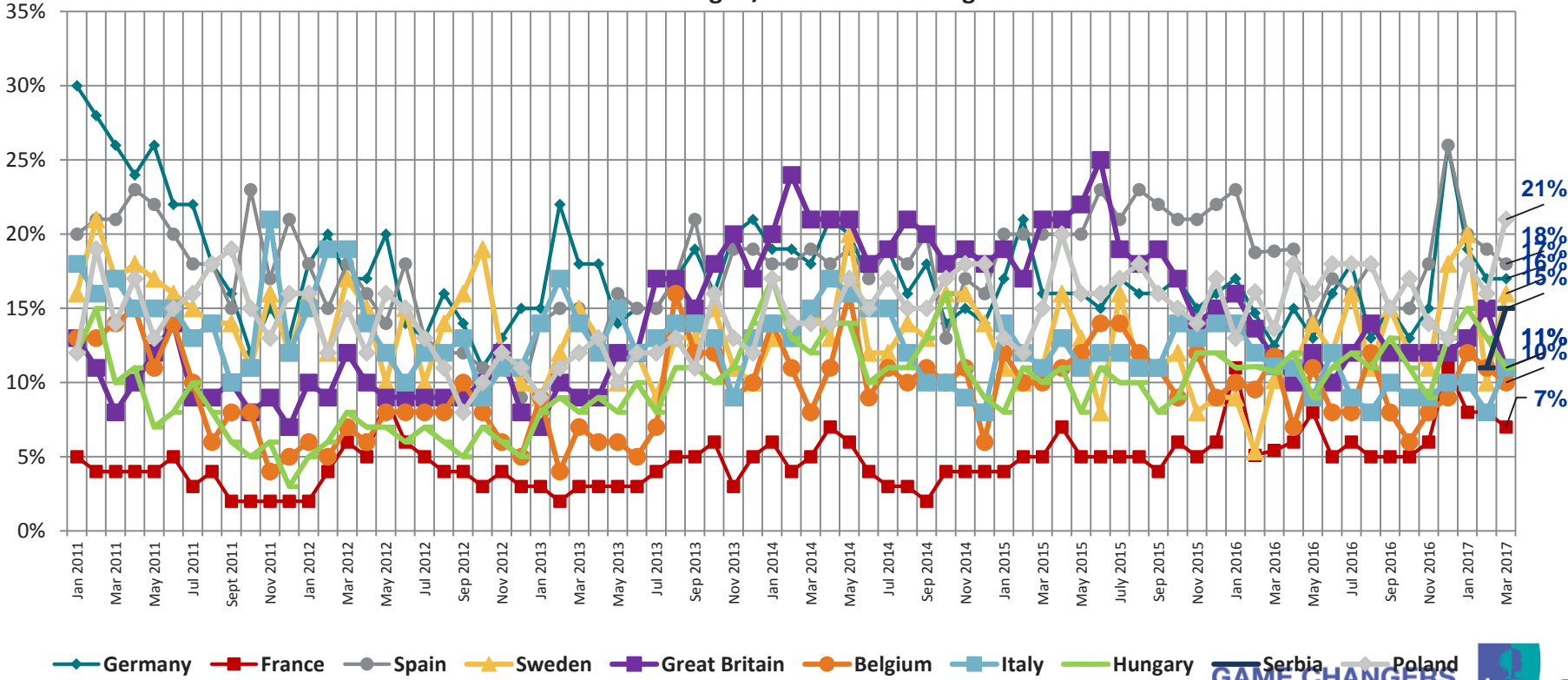


Looking ahead 6 months from now, do you expect the economy in your local area to be much stronger, somewhat stronger, about the same, somewhat weaker, or much weaker than it is now?



European Countries - Citizen Consumers Who Say The Economy in the Local Area to be Stronger in The Next Six Months

% Much Stronger / Somewhat Stronger

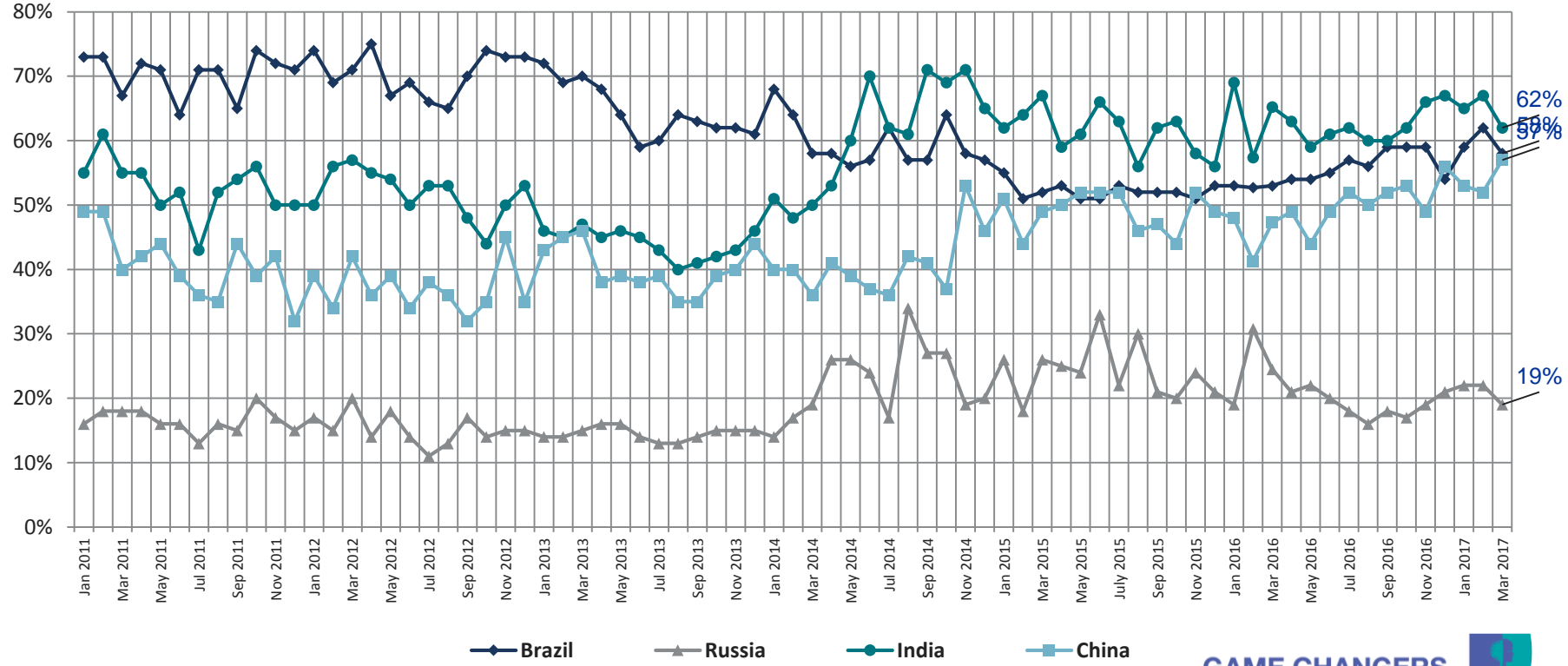


Looking ahead 6 months from now, do you expect the economy in your local area to be much stronger, somewhat stronger, about the same, somewhat weaker, or much weaker than it is now?




BRIC Countries - Citizen Consumers Who Say The Economy in the Local Area to be Stronger in The Next Six Months

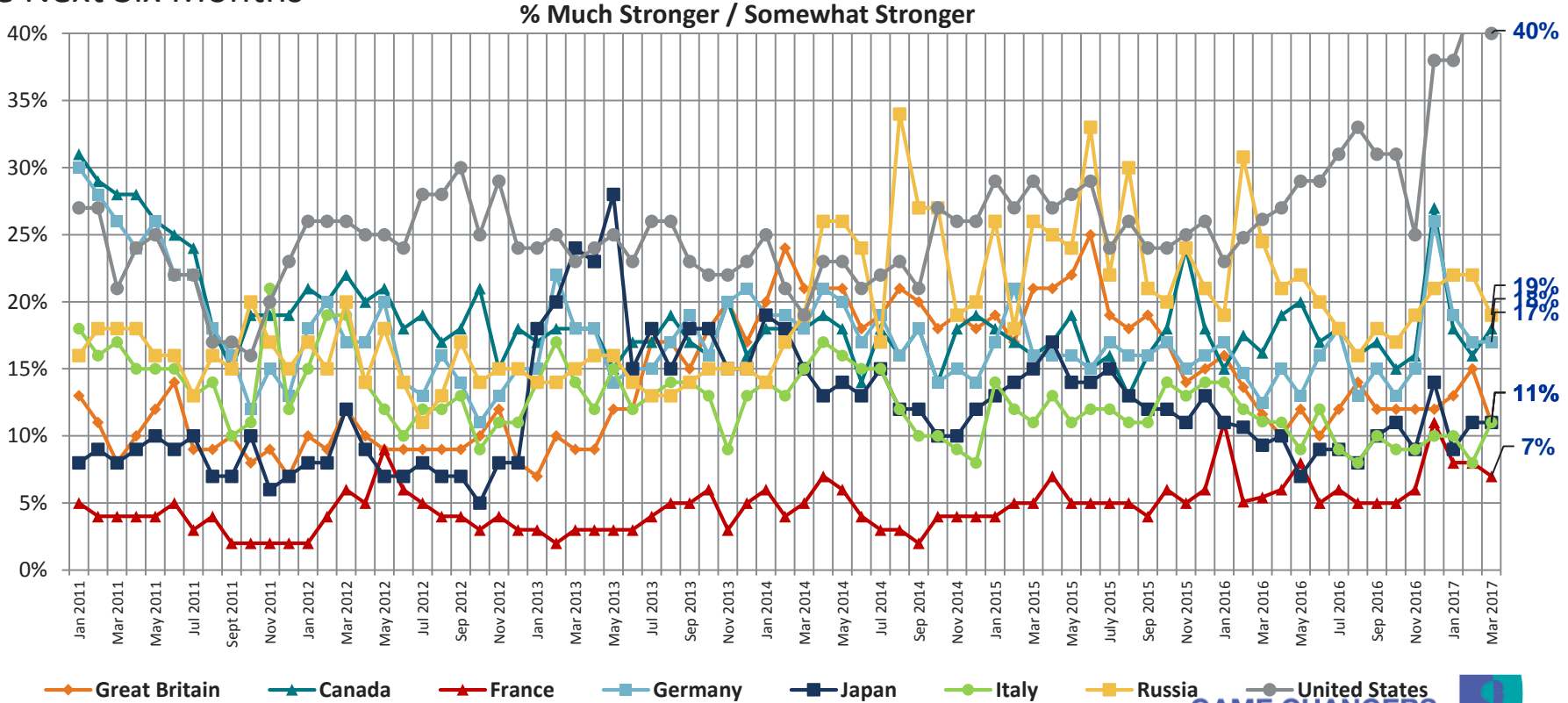
% Much Stronger / Somewhat Stronger




Looking ahead 6 months from now, do you expect the economy in your local area to be much stronger, somewhat stronger, about the same, somewhat weaker, or much weaker than it is now?



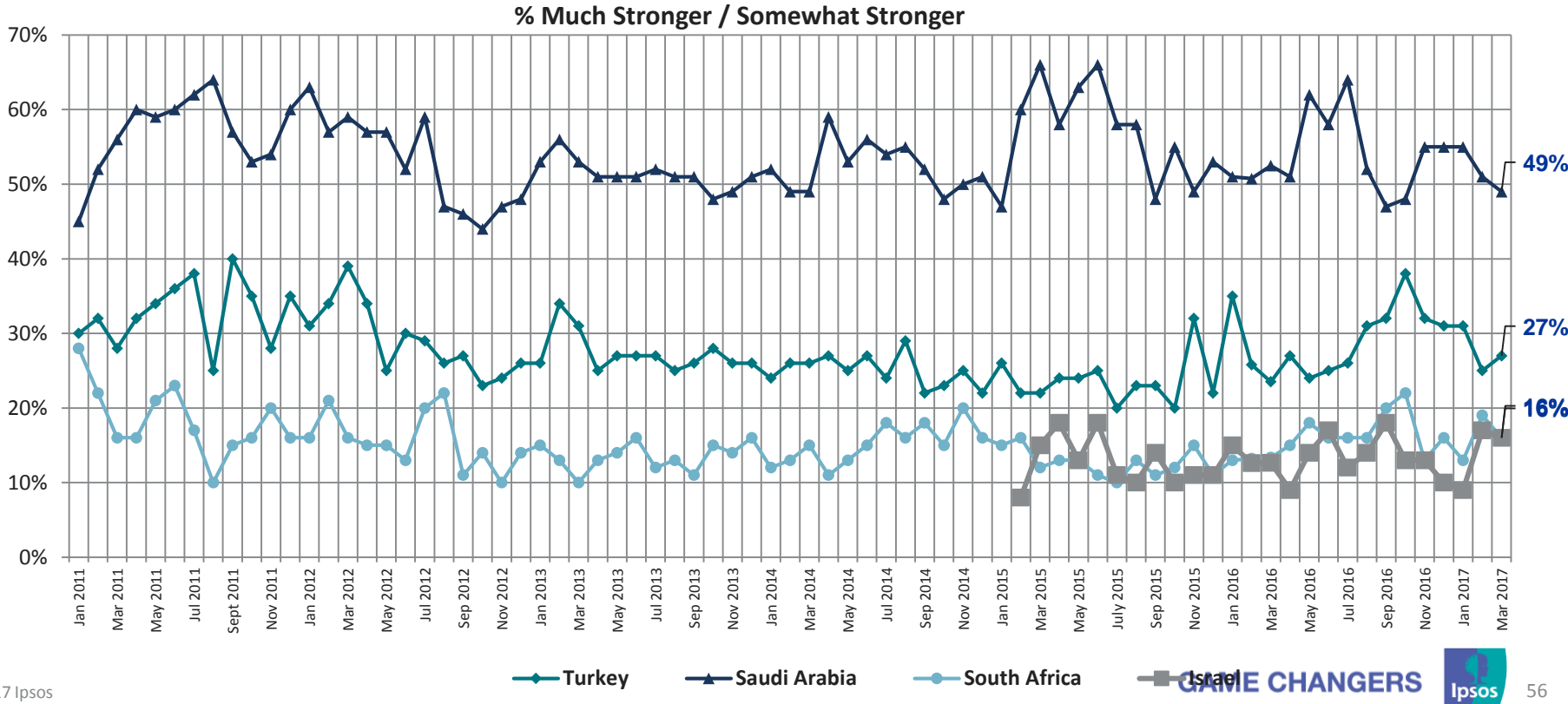
G8 Countries - Citizen Consumers Who Say The Economy in the Local Area to be Stronger in The Next Six Months



Looking ahead 6 months from now, do you expect the economy in your local area to be much stronger, somewhat stronger, about the same, somewhat weaker, or much weaker than it is now?



Middle East/African Countries - Citizen Consumers Who Say The Economy in the Local Area to be Stronger in The Next Six Months



About Ipsos

- Ipsos is an independent market research company controlled and managed by research professionals. Founded in France in 1975, Ipsos has grown into a worldwide research group with a strong presence in all key markets. Ipsos ranks third in the global research industry.
- With offices in 87 countries, Ipsos delivers insightful expertise across five research specializations: brand, advertising and media, customer loyalty, marketing, public affairs research, and survey management.
- Ipsos researchers assess market potential and interpret market trends. They develop and build brands. They help clients build long-term relationships with their customers. They test advertising and study audience responses to various media and they measure public opinion around the globe.
- Ipsos has been listed on the Paris Stock Exchange since 1999 and generated global revenues €1,669.5 (\$2,218.4 million) in 2014.
- Visit www.ipsos.com to learn more about Ipsos' offerings and capabilities.

For information about this and other *Global @dvisor* products contact <http://www.ipsosglobaladvisor.com/> or:

- **Julia Clark**
Senior Vice President
Ipsos Public Affairs +1 (312) 526-4919
julia.clark@ipsos.com
 - **Nik Samoylov**
Senior Research Manager
Ipsos Public Affairs +1 (416) 572-4471
nik.samoylov@ipsos.com
 - The Ipsos *Global @dvisor* Syndicate Study is a monthly, online survey of consumer citizens in 24 countries and produces syndicated reports and studies specifically tailored to the needs of corporations, advertising and PR agencies, and governments. For information contact:
 - **Chris Deeney**
Senior Vice President and Managing Director
Ipsos Public Affairs +1 (312) 665-0551
chris.deeney@ipsos.com
 - Visit www.ipsos.com for information about all of our products and services.
- Copyright Ipsos 2010. All rights reserved. The contents of this publication constitute the sole and exclusive property of Ipsos.