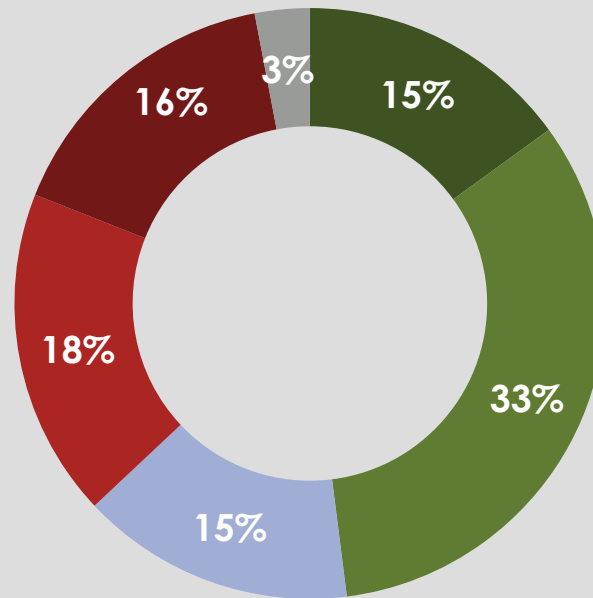


# Britons divided on impact of immigration

On balance, do you think that immigration to Britain over the past few years has been good or bad for Britain?



VERY GOOD

FAIRLY GOOD

NEITHER GOOD  
NOR BAD

FAIRLY BAD

VERY BAD

DON'T KNOW



Ipsos MORI

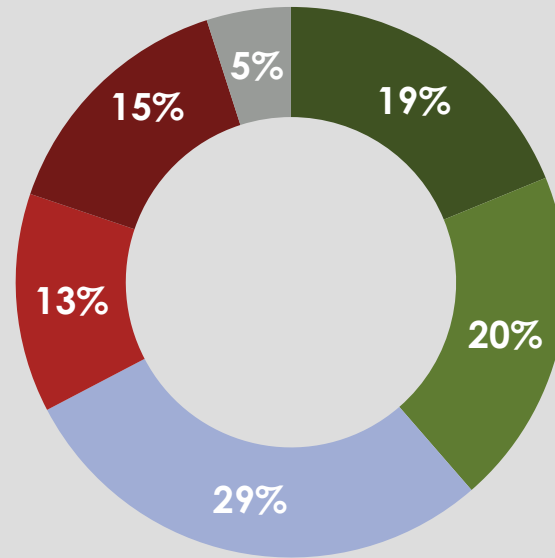
Base: 998 British adults 18+, 10<sup>th</sup> – 14<sup>th</sup> February 2017  
Source: Ipsos MORI/King's College London



# More or fewer... Refugees?

For each of the following types of immigrant, do you think we should allow more or fewer of them to come to Britain than at the moment, or do you think the number should stay about the same?

**Refugees, that is people who are coming here because they are not safe in their own country**



MANY MORE

SLIGHTLY MORE

ABOUT THE SAME NUMBER AS AT THE MOMENT

SLIGHTLY FEWER

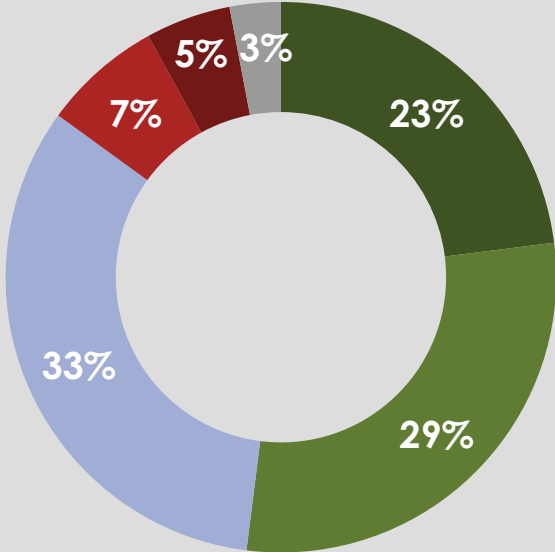
MANY FEWER

OTHER/ IT DEPENDS/ DON'T KNOW

# More or fewer... Skilled workers?

For each of the following types of immigrant, do you think we should allow more or fewer of them to come to Britain than at the moment, or do you think the number should stay about the same?

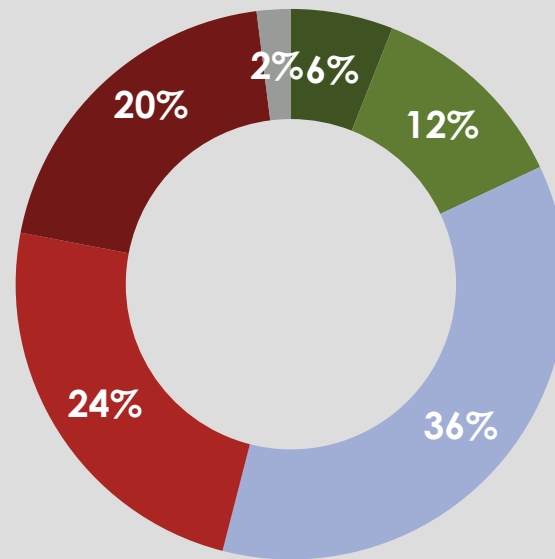
People coming here to do highly skilled jobs



# More or fewer... Unskilled workers?

For each of the following types of immigrant, do you think we should allow more or fewer of them to come to Britain than at the moment, or do you think the number should stay about the same?

People coming here to do routine manual jobs



MANY MORE

SLIGHTLY MORE

ABOUT THE SAME NUMBER AS AT THE MOMENT

SLIGHTLY FEWER

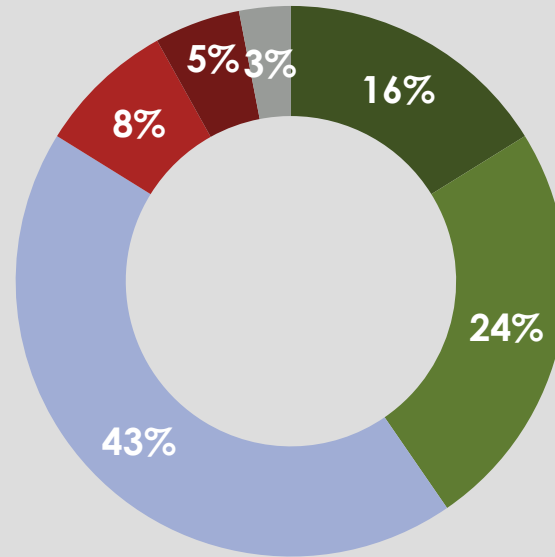
MANY FEWER

OTHER/IT DEPENDS/DON'T KNOW

# More or fewer... Students?

For each of the following types of immigrant, do you think we should allow more or fewer of them to come to Britain than at the moment, or do you think the number should stay about the same?

**Students coming here to study in British universities or colleges**



MANY MORE

SLIGHTLY MORE

ABOUT THE SAME NUMBER AS AT THE MOMENT

SLIGHTLY FEWER

MANY FEWER

OTHER/ IT DEPENDS/ DON'T KNOW



Ipsos MORI

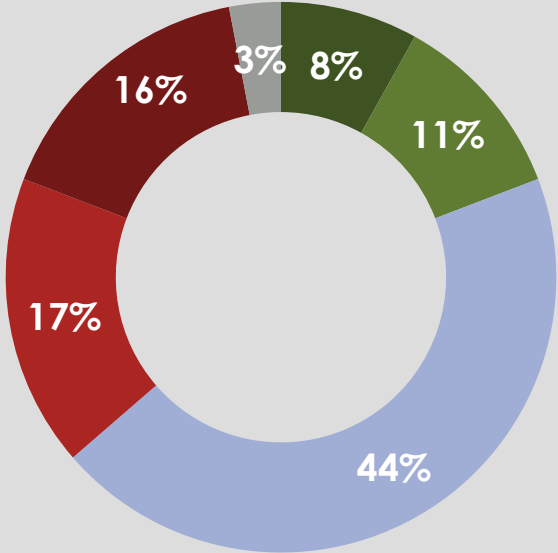
Base: 998 British adults 18+, 10<sup>th</sup> – 14<sup>th</sup> February 2017  
Source: Ipsos MORI/King's College London



# More or fewer... Family members?

For each of the following types of immigrant, do you think we should allow more or fewer of them to come to Britain than at the moment, or do you think the number should stay about the same?

**People coming to join family members who are already living in Britain [and who will support them]\***



*\*Combined results from two alternative Q wordings*



# More or fewer... Family members?

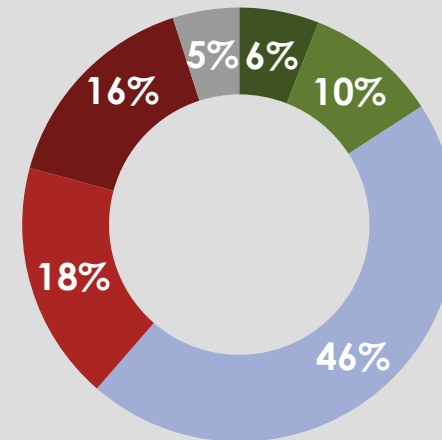
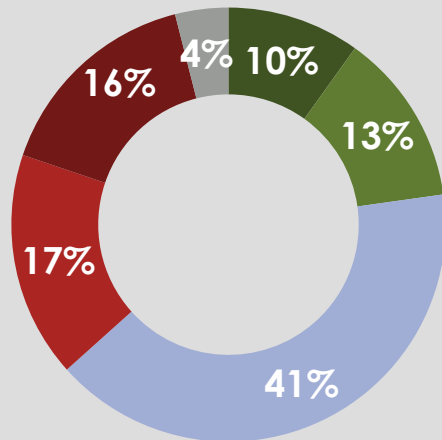
For each of the following types of immigrant, do you think we should allow more or fewer of them to come to Britain than at the moment, or do you think the number should stay about the same?

## HALF ASKED:

People coming to join family members who are already living in Britain, and who will support them

## OTHER HALF ASKED:

People coming to join family members who are already living in Britain



MANY MORE

SLIGHTLY MORE

ABOUT THE SAME NUMBER AS AT THE MOMENT

SLIGHTLY FEWER

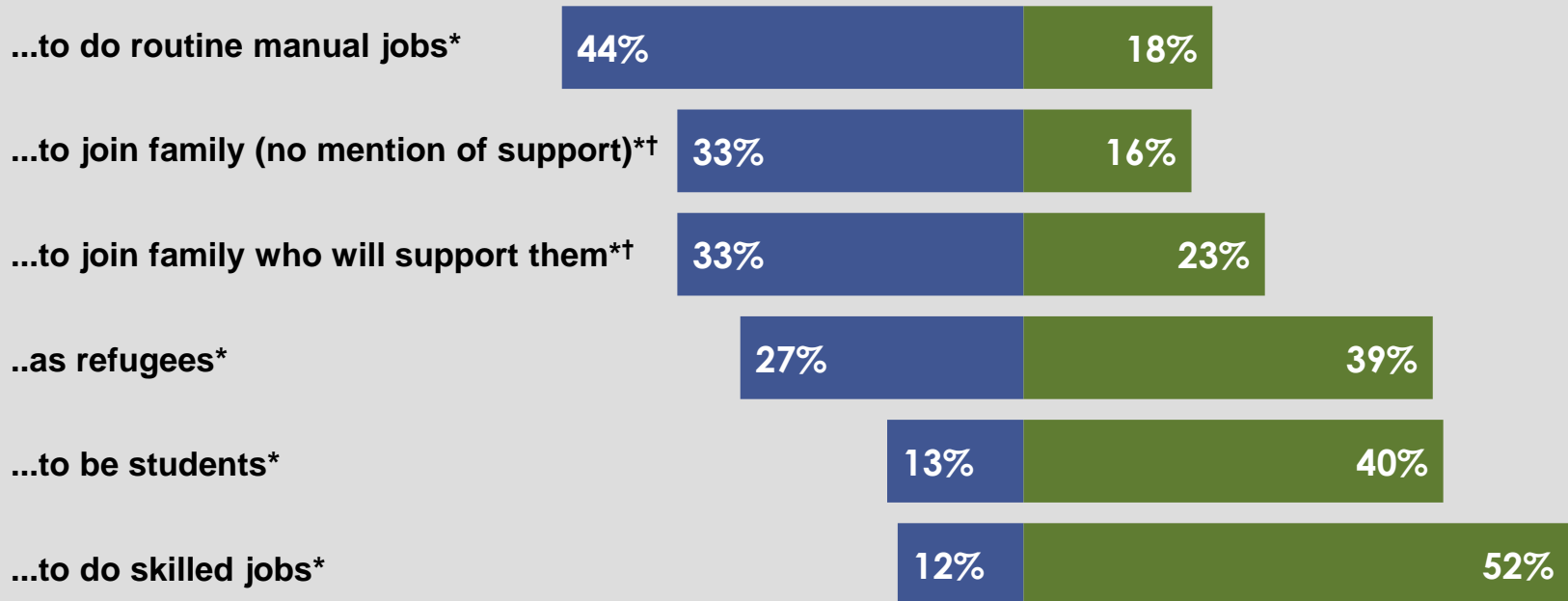
MANY FEWER

OTHER/IT DEPENDS/DON'T KNOW

# More or fewer... of what type?

For each of the following types of immigrant, do you think we should allow more or fewer of them to come to Britain than at the moment, or do you think the number should stay about the same?

Coming here...



• See questionnaire for full wording used to describe each category

† Split sample – each question wording used with about half the participants

MANY/SLIGHTLY  
FEWER

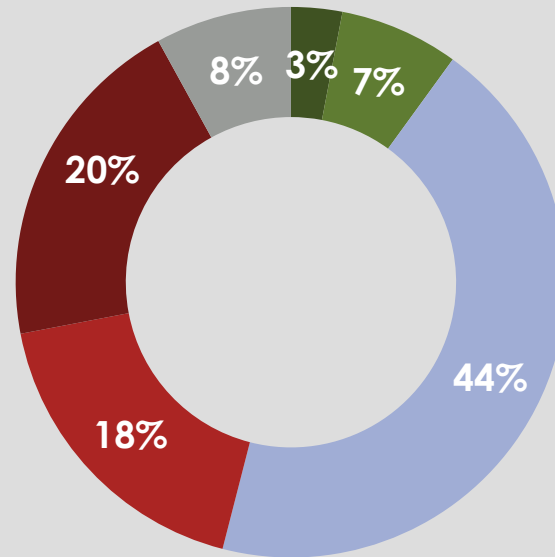
MANY/SLIGHTLY  
MORE



# More or fewer... From Eastern Europe?

And do you think we should allow more or fewer immigrants to come to Britain from each of the following, or do you think the number should stay about the same?

## Eastern Europe



MANY MORE

SLIGHTLY MORE

ABOUT THE SAME NUMBER AS AT THE MOMENT

SLIGHTLY FEWER

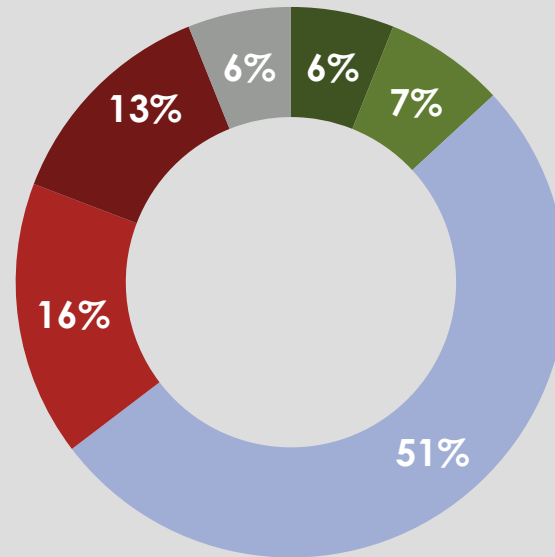
MANY FEWER

OTHER/ IT DEPENDS/ DON'T KNOW

# More or fewer... From Western Europe?

And do you think we should allow more or fewer immigrants to come to Britain from each of the following, or do you think the number should stay about the same?

## Western Europe



MANY  
MORE

SLIGHTLY  
MORE

ABOUT THE SAME  
NUMBER AS AT  
THE MOMENT

SLIGHTLY  
FEWER

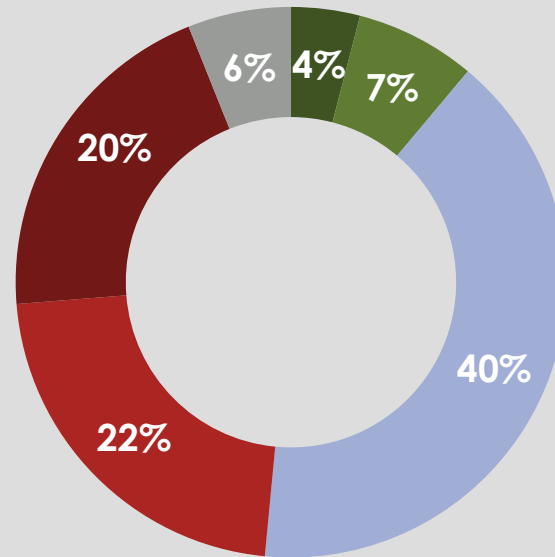
MANY  
FEWER

OTHER/  
IT DEPENDS/  
DON'T KNOW

# More or fewer... From The Middle East?

And do you think we should allow more or fewer immigrants to come to Britain from each of the following, or do you think the number should stay about the same?

## The Middle East



MANY MORE

SLIGHTLY MORE

ABOUT THE SAME NUMBER AS AT THE MOMENT

SLIGHTLY FEWER

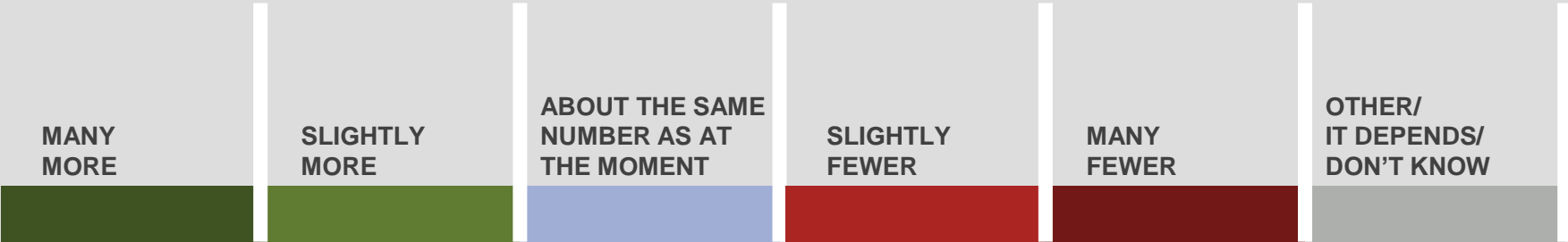
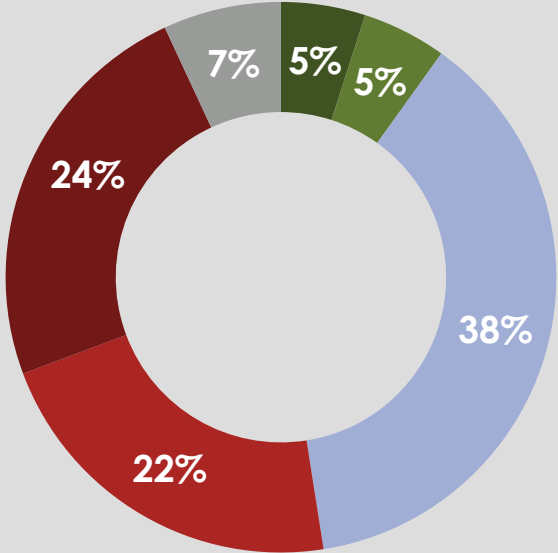
MANY FEWER

OTHER/ IT DEPENDS/ DON'T KNOW

# More or fewer... From North Africa?

And do you think we should allow more or fewer immigrants to come to Britain from each of the following, or do you think the number should stay about the same?

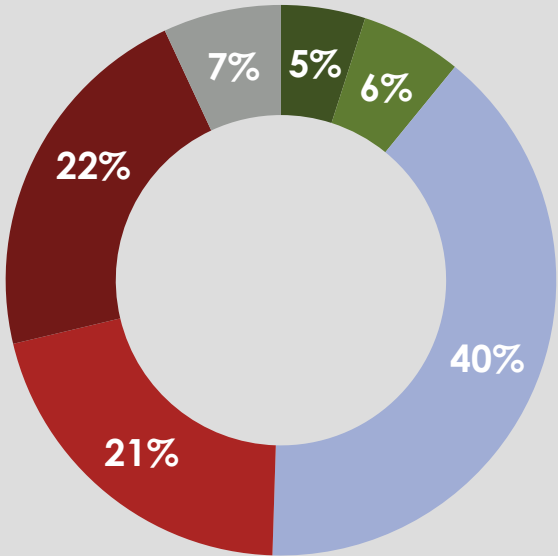
North Africa (such as Morocco, Libya or Egypt)



# More or fewer... From the rest of Africa?

And do you think we should allow more or fewer immigrants to come to Britain from each of the following, or do you think the number should stay about the same?

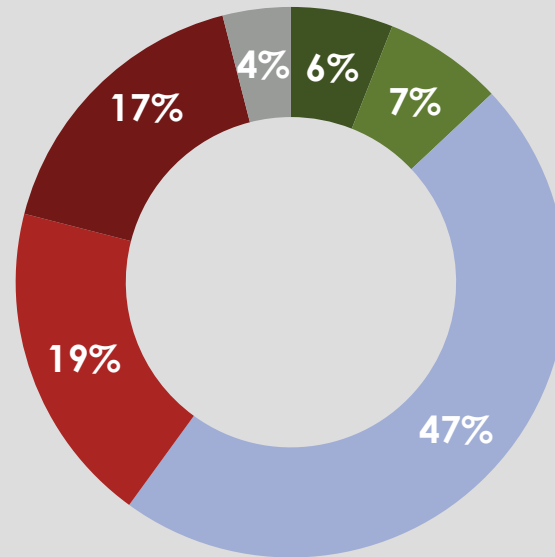
The rest of Africa (such as Kenya, Nigeria or Somalia)



# More or fewer... The Indian subcontinent?

And do you think we should allow more or fewer immigrants to come to Britain from each of the following, or do you think the number should stay about the same?

The Indian subcontinent (that is, India, Pakistan and Bangladesh)



MANY MORE

SLIGHTLY MORE

ABOUT THE SAME NUMBER AS AT THE MOMENT

SLIGHTLY FEWER

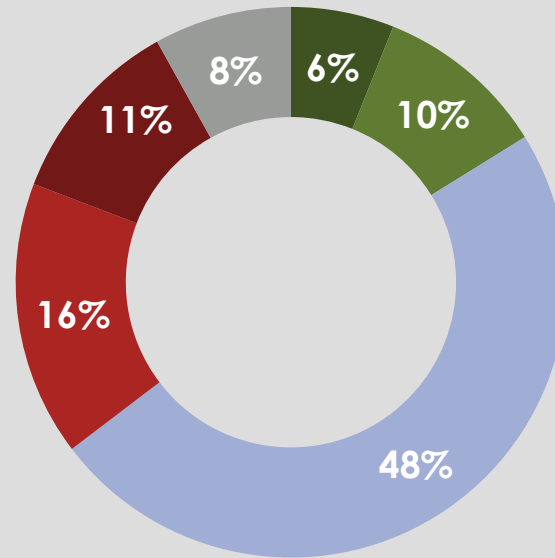
MANY FEWER

OTHER/ IT DEPENDS/ DON'T KNOW

# More or fewer... Eastern and South East Asia?

And do you think we should allow more or fewer immigrants to come to Britain from each of the following, or do you think the number should stay about the same?

Eastern and South East Asia (for example, China, Japan and Indonesia)



MANY MORE

SLIGHTLY MORE

ABOUT THE SAME NUMBER AS AT THE MOMENT

SLIGHTLY FEWER

MANY FEWER

OTHER/ IT DEPENDS/ DON'T KNOW



Ipsos MORI

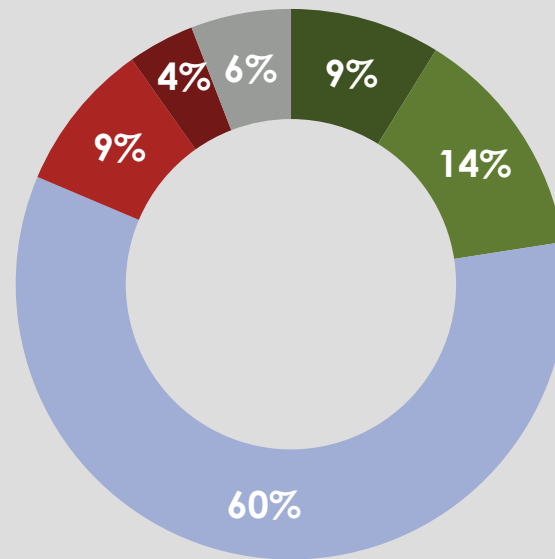
Base: 456 British adults 18+, 10<sup>th</sup> – 14<sup>th</sup> February 2017  
Source: Ipsos MORI/King's College London



# More or fewer... Australia and New Zealand?

And do you think we should allow more or fewer immigrants to come to Britain from each of the following, or do you think the number should stay about the same?

## Australia and New Zealand



MANY MORE

SLIGHTLY MORE

ABOUT THE SAME NUMBER AS AT THE MOMENT

SLIGHTLY FEWER

MANY FEWER

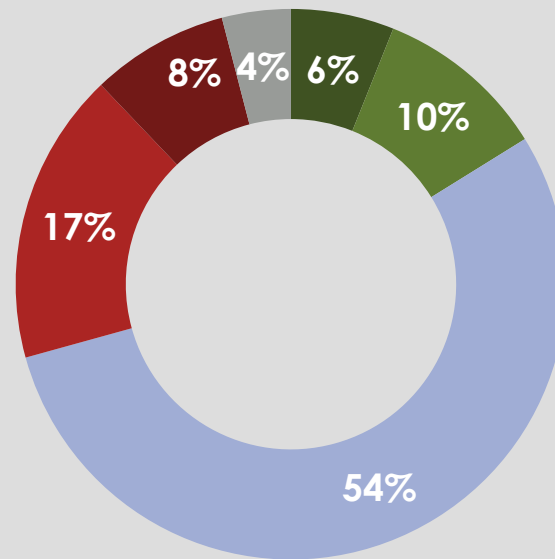
OTHER/ IT DEPENDS/ DON'T KNOW



# More or fewer... From the United States?

And do you think we should allow more or fewer immigrants to come to Britain from each of the following, or do you think the number should stay about the same?

## The USA



MANY MORE

SLIGHTLY MORE

ABOUT THE SAME NUMBER AS AT THE MOMENT

SLIGHTLY FEWER

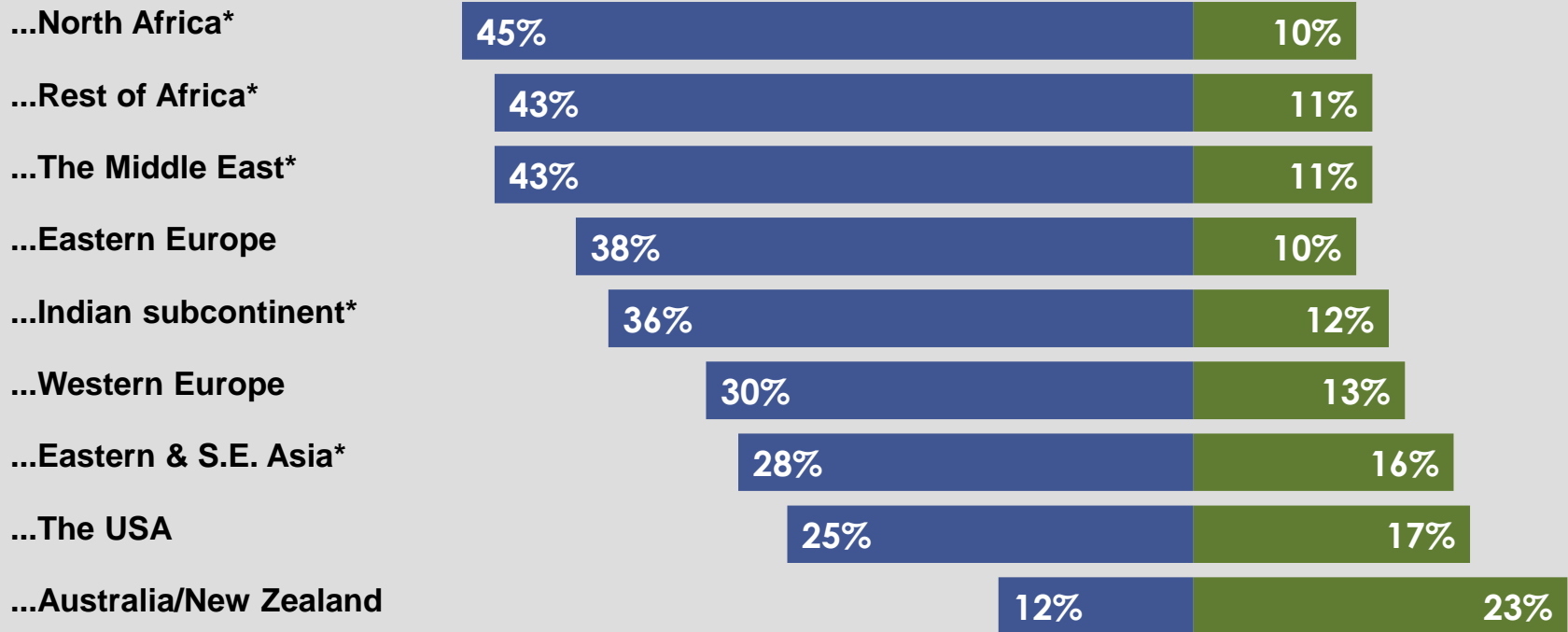
MANY FEWER

OTHER/ IT DEPENDS/ DON'T KNOW

# More or fewer... From where?

And do you think we should allow more or fewer immigrants to come to Britain from each of the following, or do you think the number should stay about the same?

From...



• See questionnaire for full wording used to describe each region



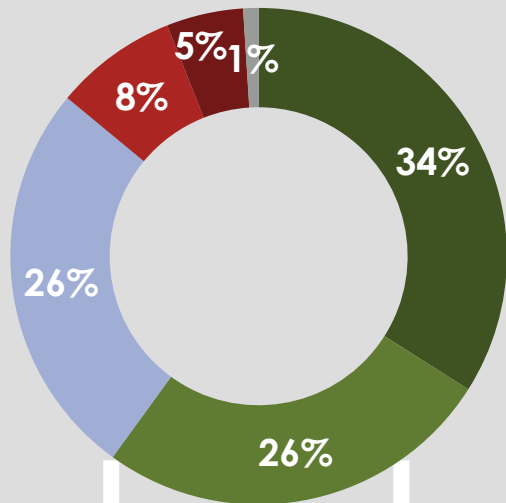
# More or fewer... Refugees?

For each of the following types of immigrant, do you think we should allow more or fewer of them to come to Britain than at the moment, or do you think the number should stay about the same?

**Refugees, that is people who are coming here because they are not safe in their own country**

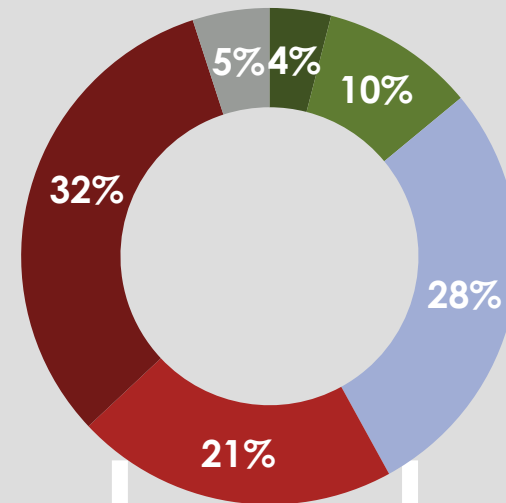
THOSE THINKING IMPACT OF IMMIGRATION HAS BEEN GOOD

(n=485)



THOSE THINKING IMPACT OF IMMIGRATION HAS BEEN BAD

(n=335)



MANY MORE

SLIGHTLY MORE

ABOUT THE SAME NUMBER AS AT THE MOMENT

SLIGHTLY FEWER

MANY FEWER

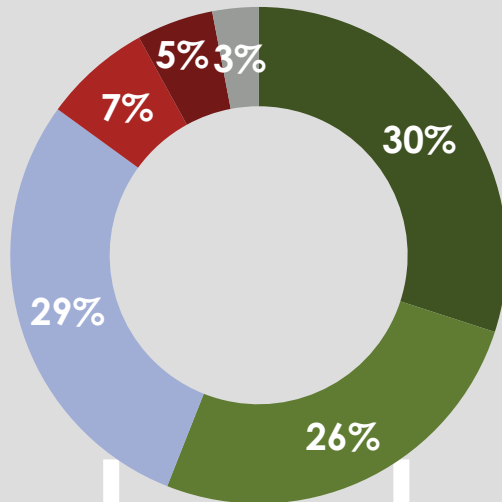
OTHER/IT DEPENDS/DON'T KNOW

# More or fewer... Refugees?

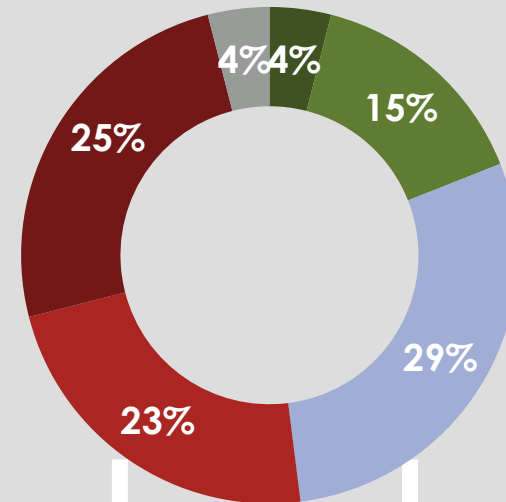
For each of the following types of immigrant, do you think we should allow more or fewer of them to come to Britain than at the moment, or do you think the number should stay about the same?

**Refugees, that is people who are coming here because they are not safe in their own country**

**VOTED "REMAIN"  
IN REFERENDUM**  
(n=494)



**VOTED "LEAVE"  
IN REFERENDUM**  
(n=369)



MANY MORE

SLIGHTLY MORE

ABOUT THE SAME NUMBER AS AT THE MOMENT

SLIGHTLY FEWER

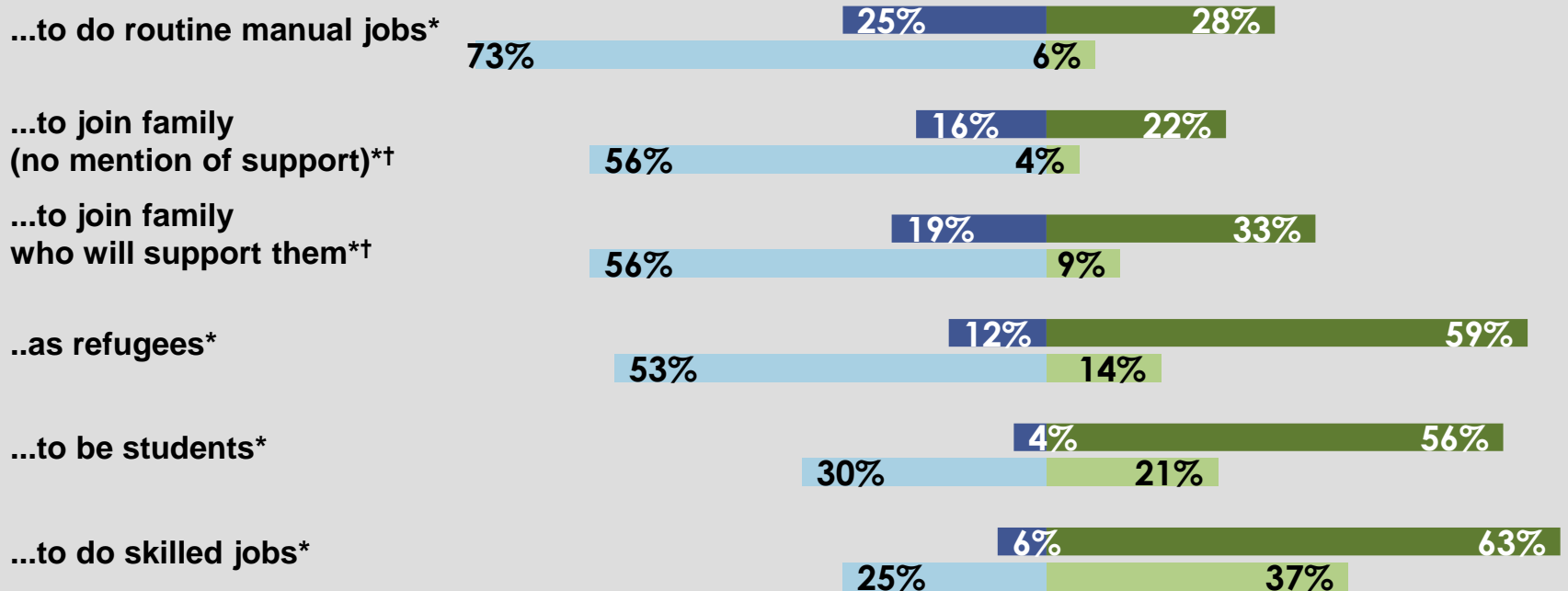
MANY FEWER

OTHER/IT DEPENDS/DON'T KNOW

# More or fewer... of what type?

For each of the following types of immigrant, do you think we should allow more or fewer of them to come to Britain than at the moment, or do you think the number should stay about the same?

Coming here...



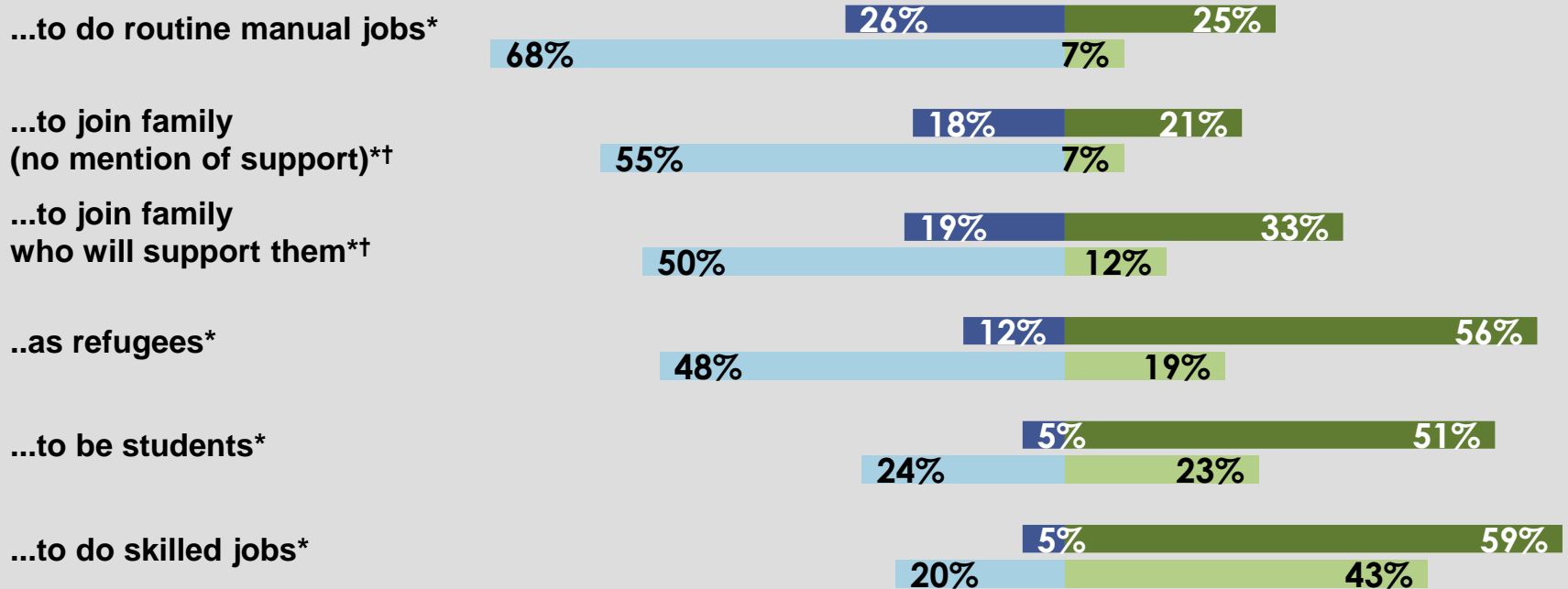
• See questionnaire for full wording used to describe each category  
 † Split sample – each question wording used with about half the participants

FEWER (dark blue oval) MORE (dark green oval) Immigration good  
 (light blue oval) (light green oval) Immigration bad

# More or fewer... of what type?

For each of the following types of immigrant, do you think we should allow more or fewer of them to come to Britain than at the moment, or do you think the number should stay about the same?

Coming here...



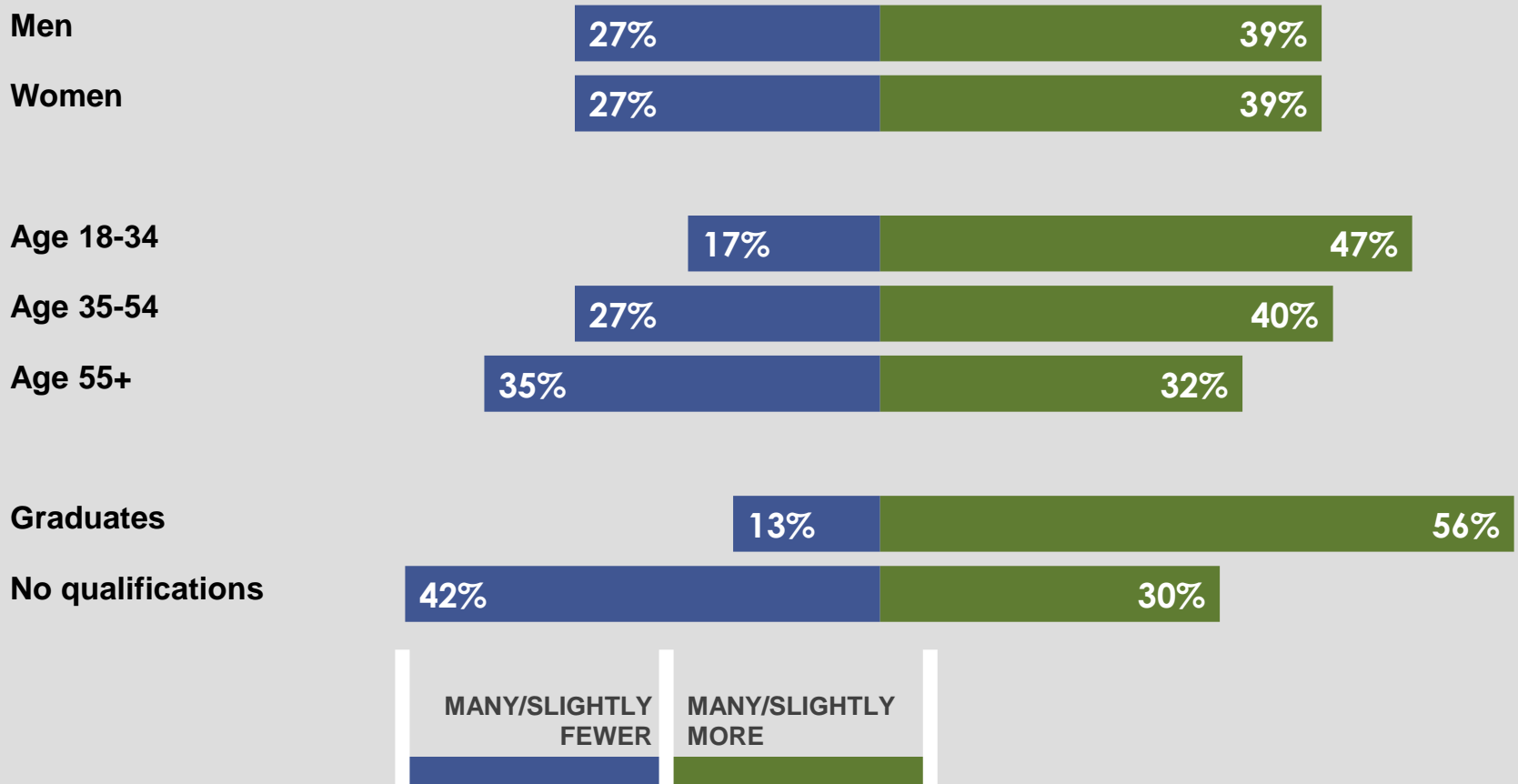
• See questionnaire for full wording used to describe each category  
 † Split sample – each question wording used with about half the participants

FEWER MORE Voted "Remain"  
 Voted "Leave"

# More or fewer refugees?

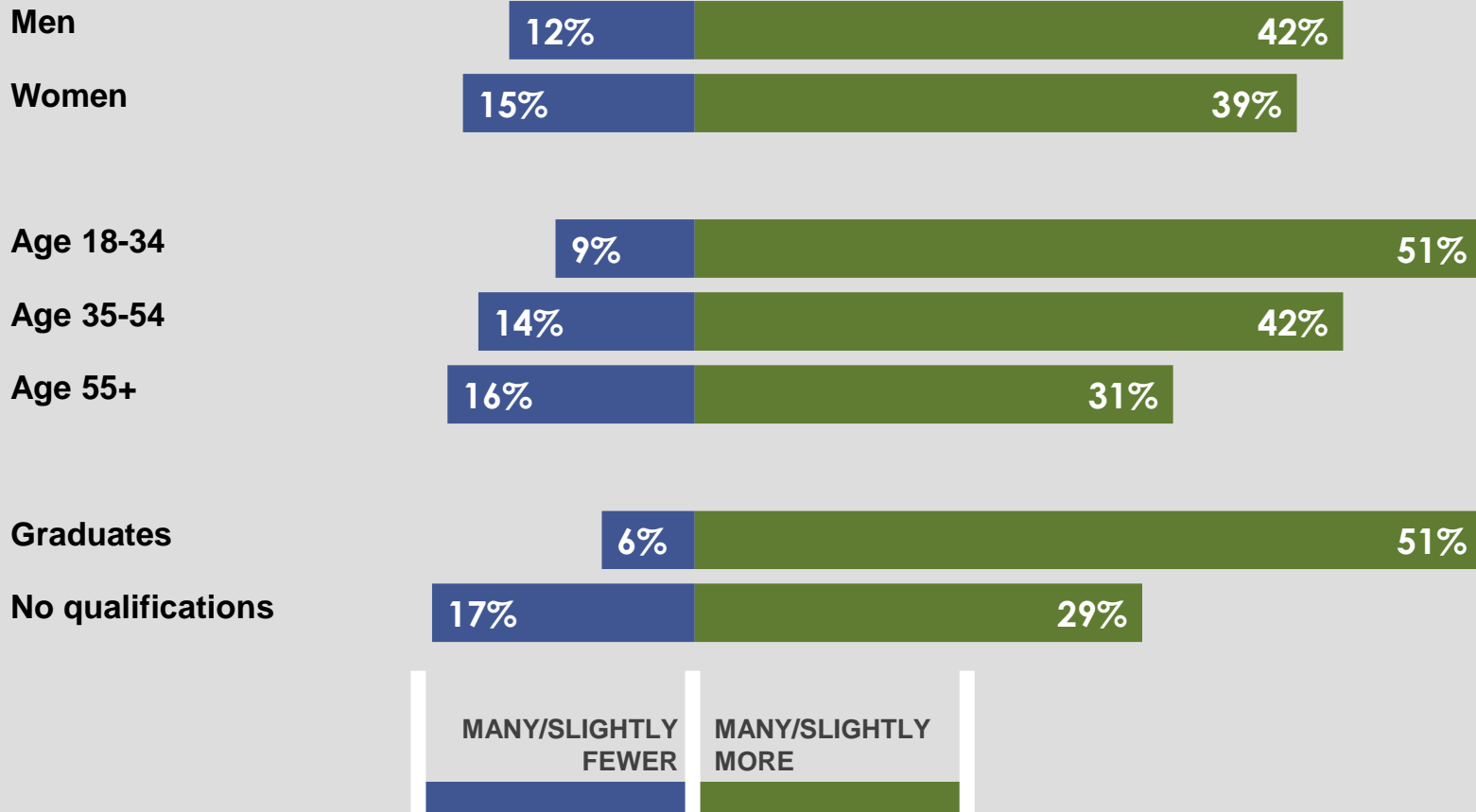
For each of the following types of immigrant, do you think we should allow more or fewer of them to come to Britain than at the moment, or do you think the number should stay about the same?

**Refugees, that is people who are coming here because they are not safe in their own country**



# More or fewer students?

For each of the following types of immigrant, do you think we should allow more or fewer of them to come to Britain than at the moment, or do you think the number should stay about the same? **Students coming here to study in British universities or colleges**



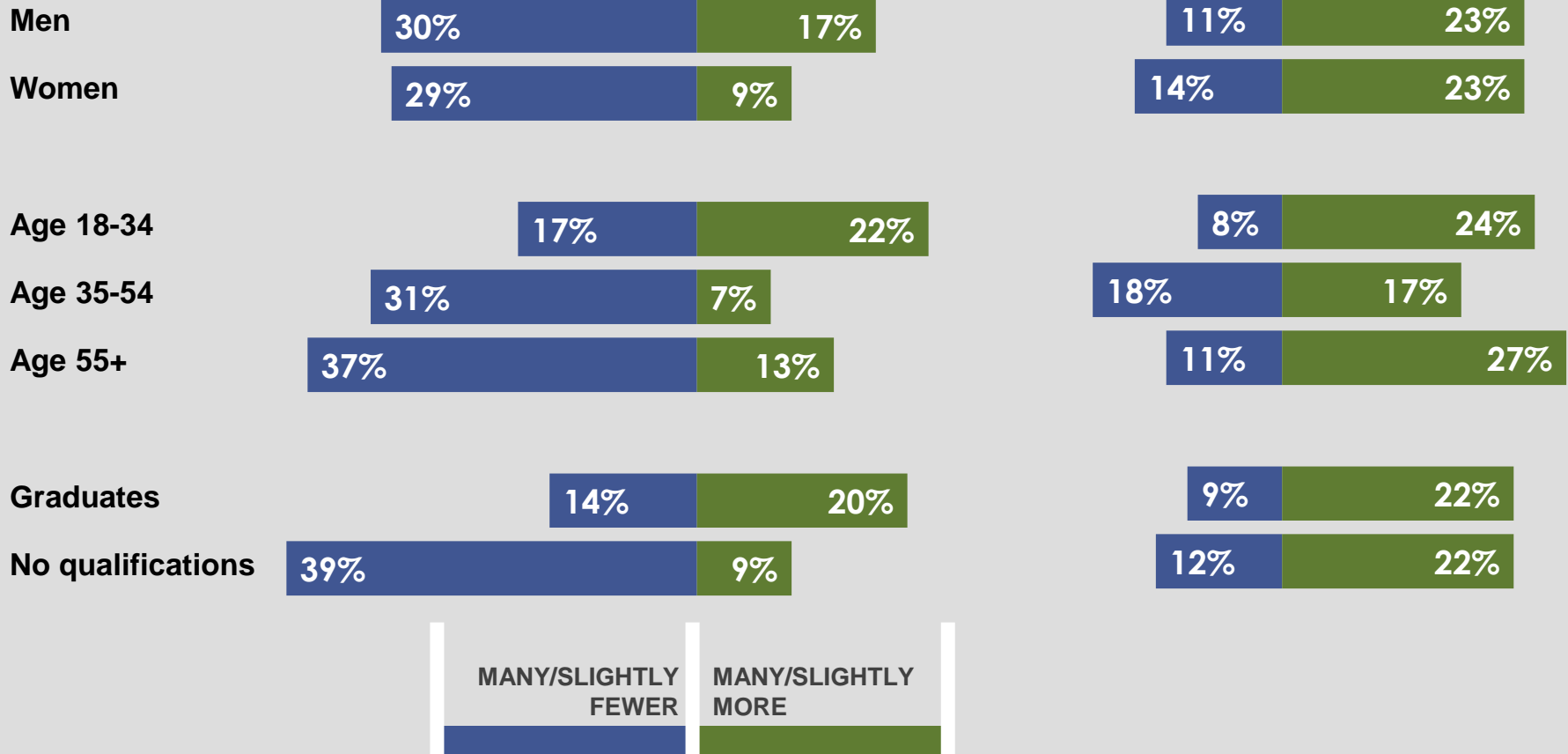


# More or fewer ... from where?

And do you think we should allow more or fewer immigrants to come to Britain from each of the following, or do you think the number should stay about the same?

## From Western Europe

## From Australia and New Zealand

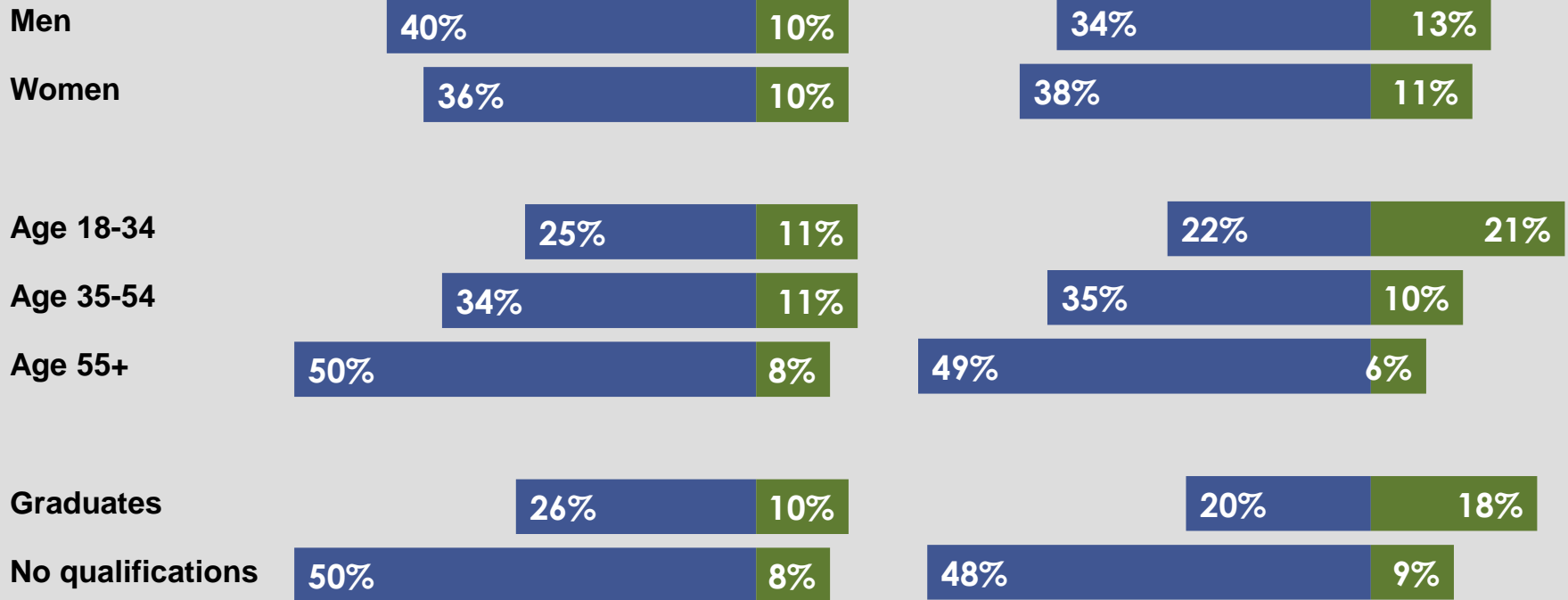


# More or fewer ... from where?

And do you think we should allow more or fewer immigrants to come to Britain from each of the following, or do you think the number should stay about the same?

## From Eastern Europe

## From the Indian subcontinent



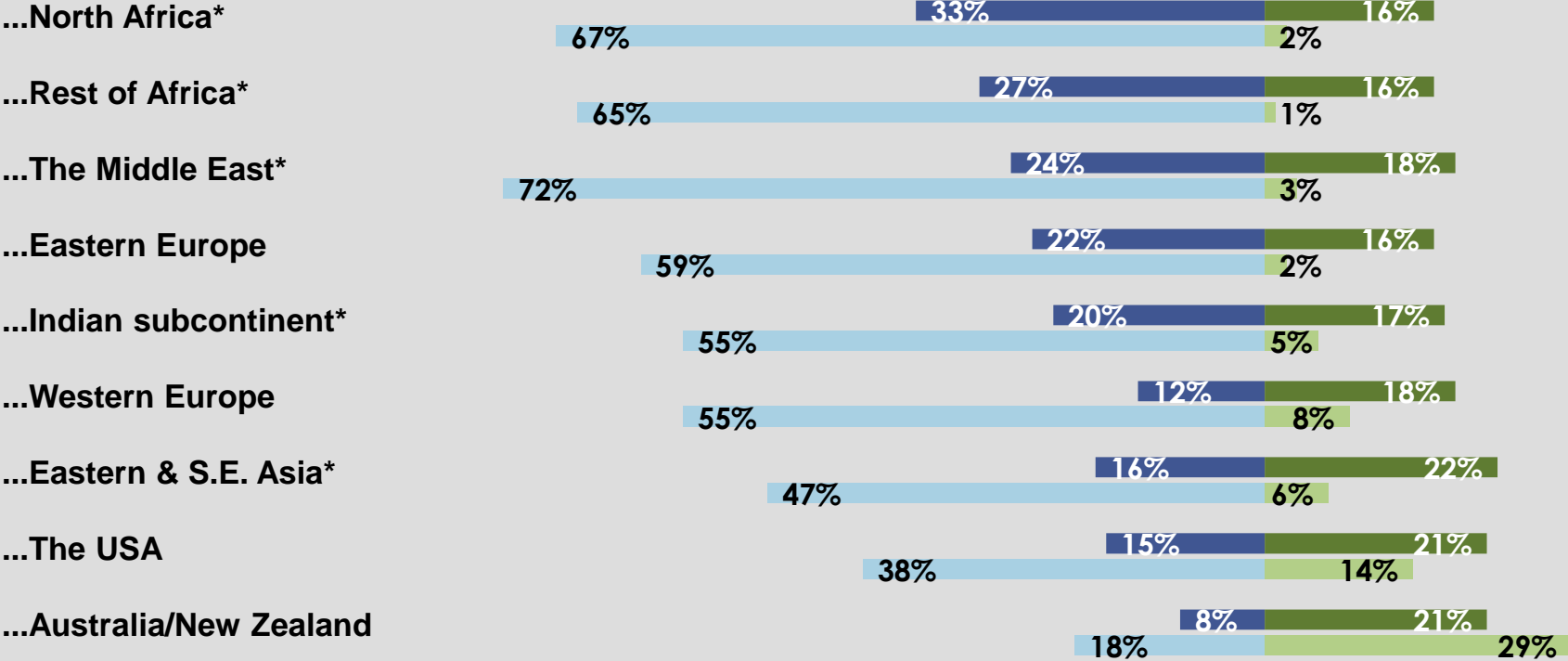
MANY/SLIGHTLY  
FEWER

MANY/SLIGHTLY  
MORE

# More or fewer... from where?

And do you think we should allow more or fewer immigrants to come to Britain from each of the following, or do you think the number should stay about the same?

From...



• See questionnaire for full wording used to describe each region



## For information, please contact:

Professor Roger Mortimore:

[Roger.Mortimore@Ipsos.com](mailto:Roger.Mortimore@Ipsos.com)

Aalia Khan:

E: [Aalia.Khan@Ipsos.com](mailto:Aalia.Khan@Ipsos.com)

T: 020 3059 5000



Ipsos MORI

