

3 May 2017

French Presidential Election

Prepared for CEVIPOF and Le Monde

CONTACTS

Brice Teinturier

brice.teinturier@ipsos.com

Jean-François Doridot

jean-francois.doridot@ipsos.com

Federico Vacas

federico.vacas@ipsos.com

Technical note

SAMPLE

13 742 persons registered on the electoral rolls, constituting a representative national sample of the French population aged 18 years and over.

DATES OF FIELDWORK

From **30 April** to **1 May** 2017.

METHODOLOGY

Online interviews

Quota method: gender, age, individual's occupation, region, urban/rural.

SciencesPo
CEVIPOF



sopra  steria

en partenariat avec

Le Monde

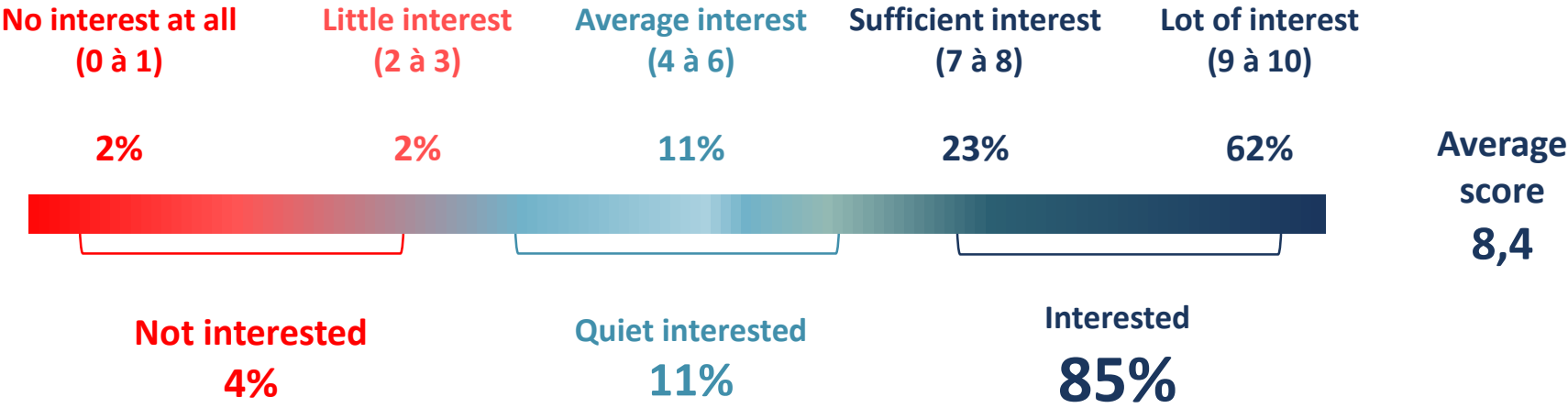


As with any quantitative survey, this study presents results subject to the margins of error inherent in statistics. This report has been drawn up in compliance with the international standard ISO 20252 "Market research, social studies and opinion".

FRENCH ELECTION

Interest for the presidential election
(Note from 0 to 10)

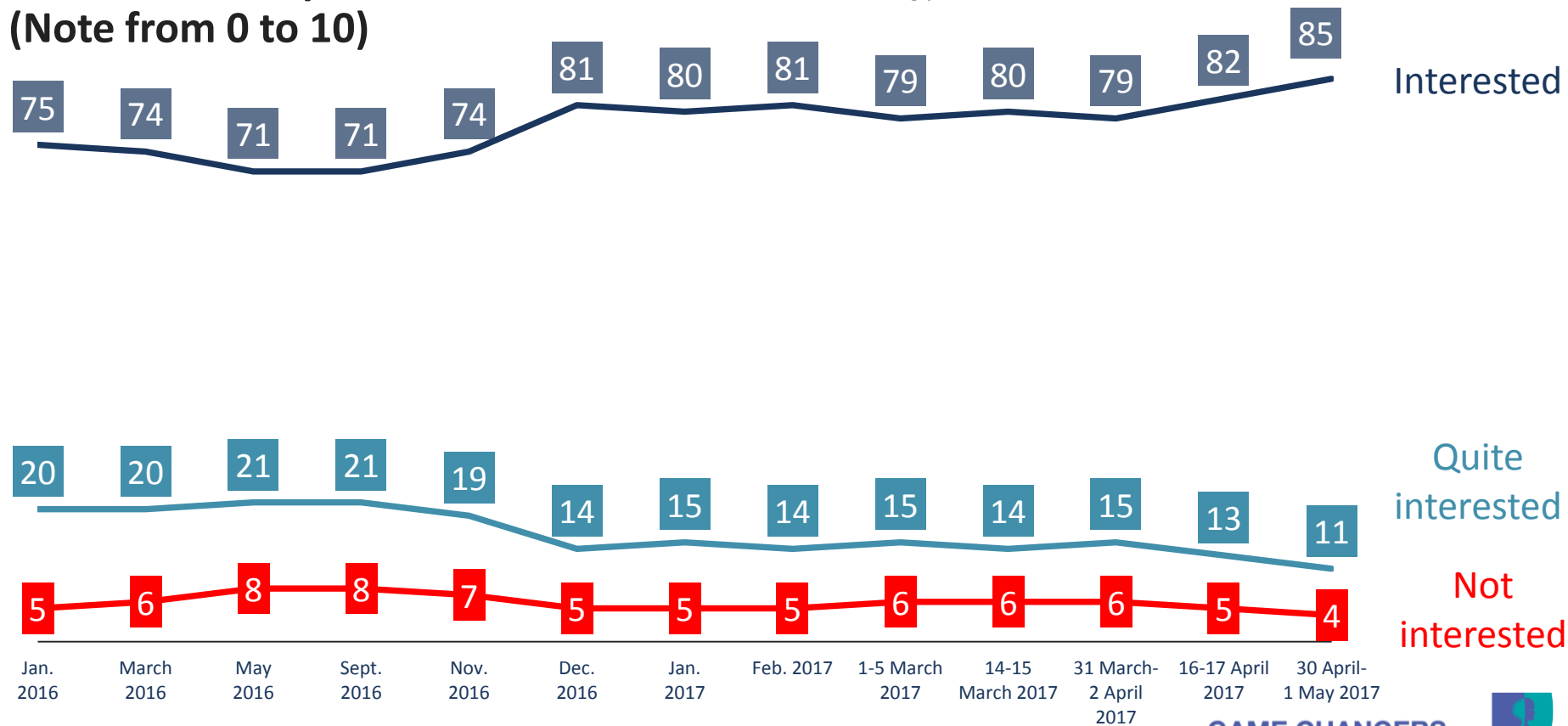
Question: On a scale from 0 to ten, where 0 means no interest at all and 10 a lot of interest, what is your level of interest regarding the coming presidential election?



FRENCH ELECTION

Interest for the presidential election (Note from 0 to 10)

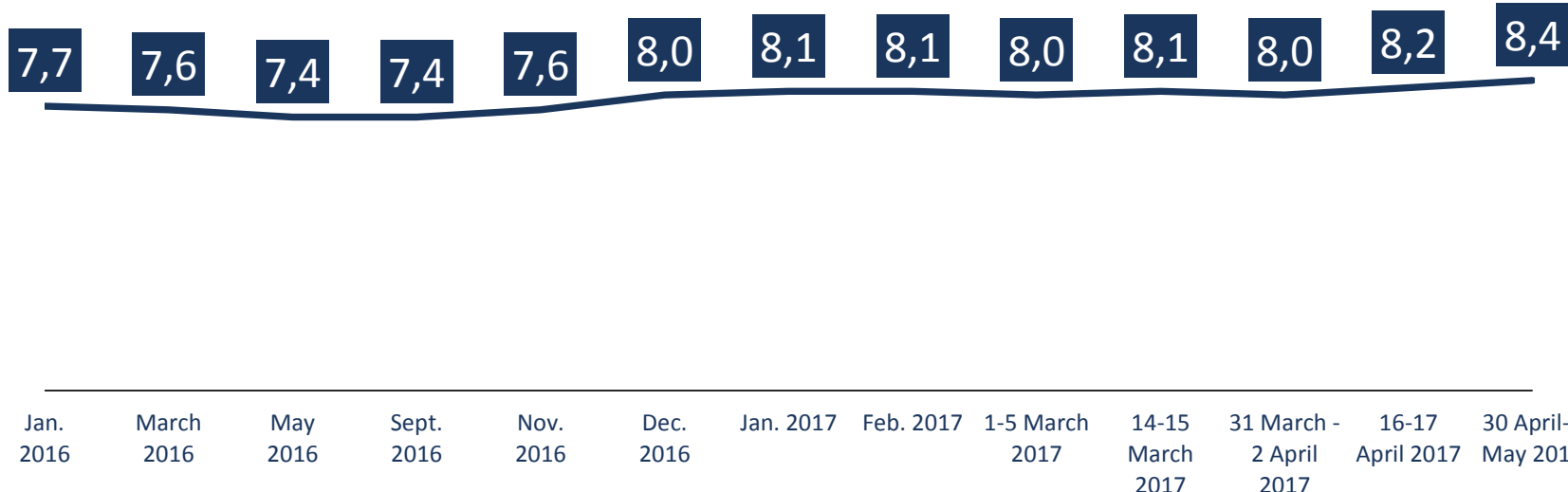
Question: On a scale from 0 to ten, where 0 means no interest at all and 10 a lot of interest, what is your level of interest regarding the coming presidential election?



Interest for the presidential election (Note from 0 to 10)

Question: On a scale from 0 to ten, where 0 means no interest at all and 10 a lot of interest, what is your level of interest regarding the coming presidential election?

Average score of interest



FRENCH ELECTION

Participation index

Question: The second round of the next presidential election will take place on May 7, 2017. Could you give a score of 0 to 10 on your intention to vote in the second round of this presidential election?

ACCORDING TO THE ELECTORATE IN THE 1st ROUND

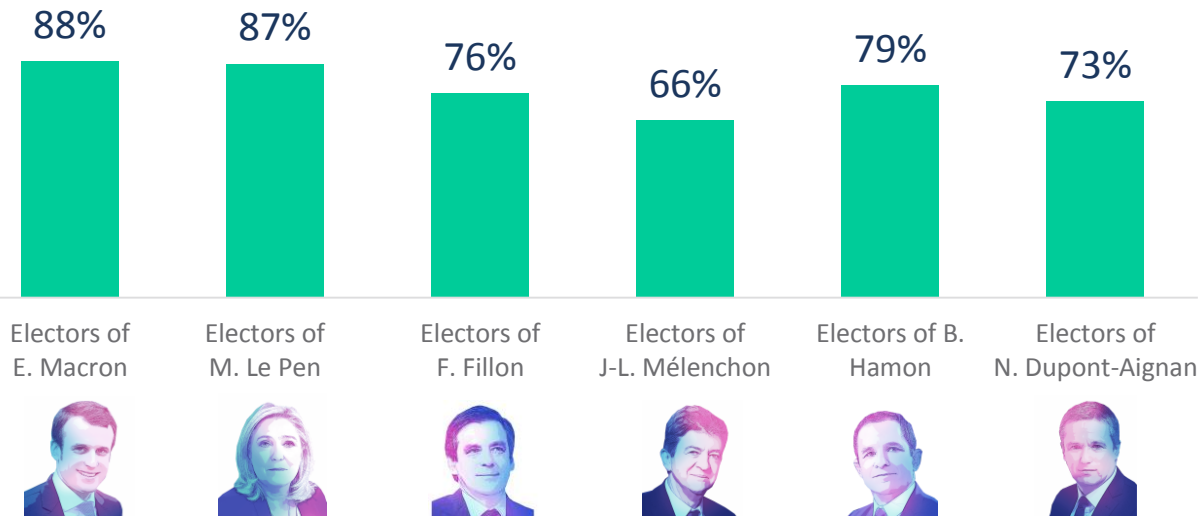


PARTICIPATION

76%

+1

Evolution
30 April-1 May
vs 28-29 April



Note: 76% of French people intend to vote in the second round of the Presidential Election, 88% of Emmanuel Macron's electors in the 1st round, 87% of Marine Le Pen's electors in the 1st round, 76% of François Fillon's electors in the 1st round, etc.

Participation index- gender, age, interviewee's occupation

Question: The second round of the next presidential election will take place on May 7, 2017. Could you give a score of 0 to 10 on your intention to vote in the second round of this presidential election?



PARTICIPATION

76%

+1

Evolution
30 April-1 May
vs 28-29 April

GENDER

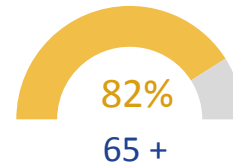
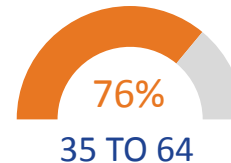
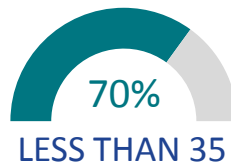
78%



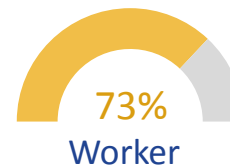
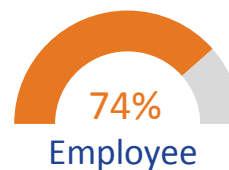
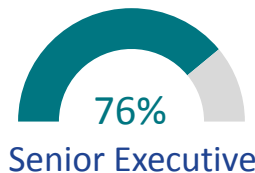
74%



AGE



INTERVIEWEE'S OCCUPATION



Voting intention 2nd round

Base : Certain to vote, stated intention



-1



+1

Evolution
30 April-1 May
vs 28-29 April

59%



Emmanuel
Macron

41%



Marine
Le Pen

Question : The 2nd round of the presidential election will take place Sunday 7 May. Who is the candidate for whom you will most probably vote for?

Base : Registered

VOTE TRANSFER

Vote 1sr round



**Not
expressed**

Total

Electors for
J-L. Mélenchon

48%

14%

38%

100%

Electors for
Benoît Hamon

75%

4%

21%

100%

Electors for
François Fillon

42%

32%

26%

100%

Electors for
N. Dupont-Aignan

19%

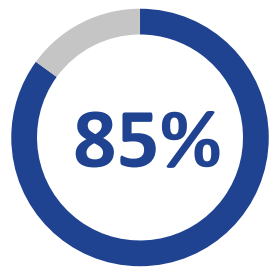
50%

31%

100%

Likelihood to change mind

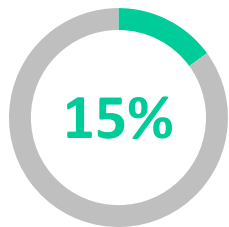
Base : Certain to go vote



Definite

*Evolution 30 April - 1st May
vs 28-29 April*

+4



Can still change

*Evolution 30 April - 1st May
vs 28-29 April*

-4

Question : Is your voting choice definite or could you still change your mind ?

According to the voting intention for the 2nd round

■ Definite ■ Can still change

Would vote for
Emmanuel Macron

91

9

Would vote for
Marine Le Pen

88

12

Blank / null

51

49