



Yahoo! News

Priorities, Values and Leadership: Canadian Public Opinion

APRIL 2017

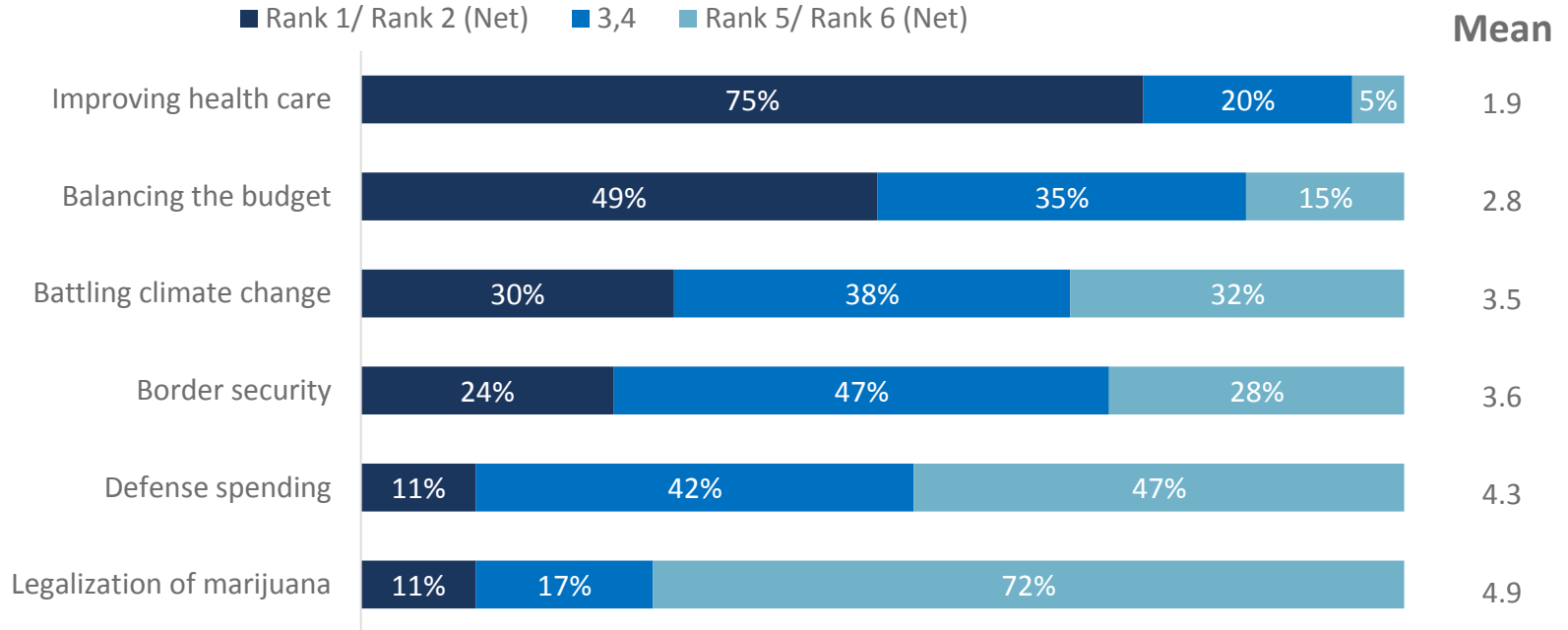
© 2017 Ipsos. All rights reserved. Contains Ipsos' Confidential and Proprietary information and may not be disclosed or reproduced without the prior written consent of Ipsos.

Methodology

- These are findings of an Ipsos poll conducted on behalf of Yahoo News.
- For this survey, a sample of 2,000 Canadians from the Ipsos I-Say panel was interviewed from March 27th to April 2nd, 2017.
- The priority issues for ranking were identified by Yahoo News.
- Quotas and weighting were employed to ensure that the sample's composition reflects the overall population according to census information.
- The precision of online polls is measured using a credibility interval. In this case, the results are accurate to within +/- 2.5 percentage points, 19 times out of 20, of what the results would have been had all Canadian adults been polled.
- Credibility intervals are wider among subsets of the population.

PRIORITY FOR THE FEDERAL GOVERNMENT IN 2017

- Improving health care is seen as a top federal government priority by more Canadians than any other issue, with 75% ranking it first or second. Half (49%) feel the same about balancing the budget, while one in four (24%) think border security should be a top priority for Ottawa this year.



Q1. How would you rank the following in terms of their priority for the federal government in 2017, from top priority to lowest priority?

Base: All Respondents (unwtd) n=2000

PRIORITY FOR THE FEDERAL GOVERNMENT IN 2017

- Health care is more of a priority for women than men, and for older Canadians than younger one. While all provinces are more likely than Alberta to rank improving healthcare as a top priority, Albertans are by far the most likely to say balancing the budget should come first or second. When it comes to border security, Ontarians and Quebecers are more inclined to say it should be a main priority for the federal government.

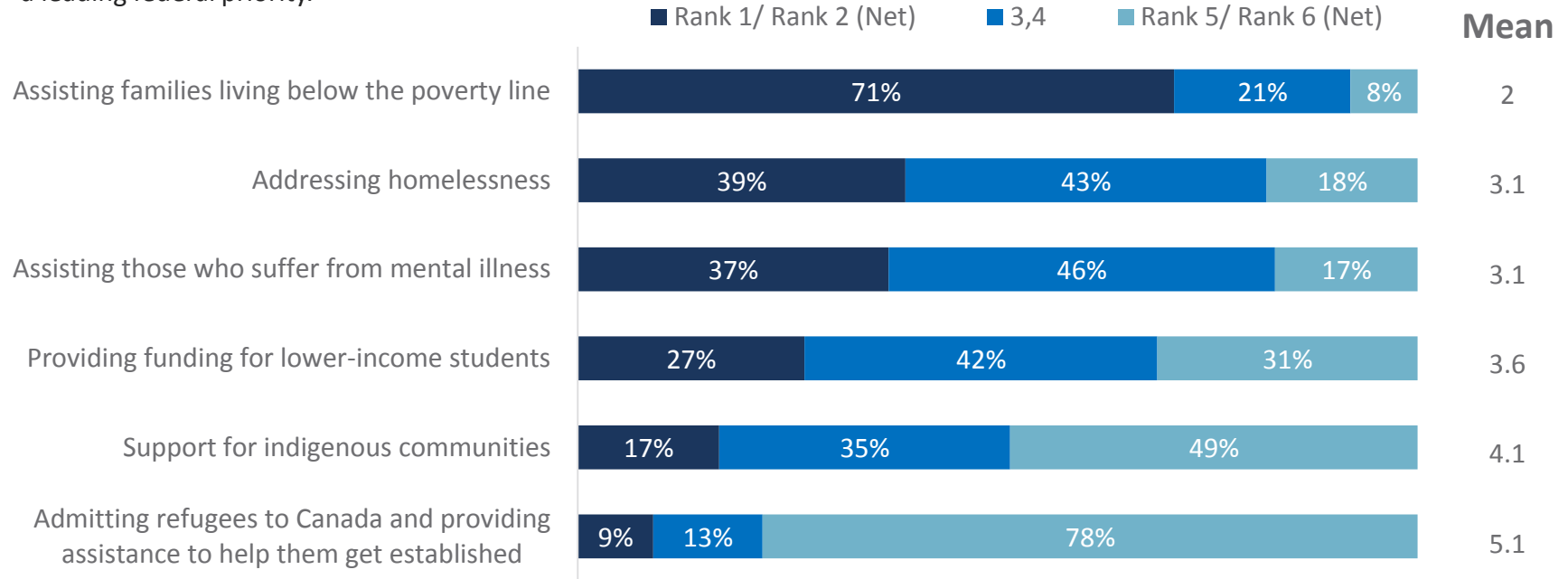
Rank 1 / Rank 2 Summary	Total	GENDER		AGE			REGION						HOUSEHOLD INCOME			
		Male	Female	18-34	35-54	55+	BC	AB	SK/MB	Ontario	Quebec	Atlantic	<\$40K	\$40K - <\$60K	\$60K - <\$100K	\$100K+
		A	B	C	D	E	A	B	C	D	E	F	G	H	I	J
<i>Base: All Respondents</i>	2000	942	1058	527	766	707	246	203	162	720	468	201	568	375	544	322
Improving health care	75%	72%	77% _A	65%	75% _C	82% _{CD}	73% _B	61%	72% _B	71% _B	87% _{ABCD}	78% _B	71%	73%	78% _G	76%
Balancing the budget	49%	50%	49%	46%	53% _C	48%	46%	68% _{ACDEF}	42%	50%	45%	47%	44%	48%	54% _G	55% _G
Battling climate change	30%	29%	31%	40% _{DE}	25%	26%	35%	25%	28%	28%	33%	26%	31%	30%	26%	31%
Border security	24%	24%	25%	21%	26%	26%	20%	22%	22%	27% _F	27% _F	15%	28% _I	27% _I	20%	22%
Legalization of marijuana	11%	14% _B	9%	17% _{DE}	11% _E	7%	14% _E	14% _E	22% _{DE}	10% _E	5%	17% _{DE}	12%	9%	13%	10%
Defense spending	11%	12%	9%	11%	10%	11%	12% _E	10% _E	13% _E	13% _E	3%	17% _E	13% _{IJ}	12% _J	8%	6%

Q1. How would you rank the following in terms of their priority for the federal government in 2017, from top priority to lowest priority?

Base: All Respondents (unwtd) n=2000

PRIORITY OF TAX-DOLLARS INVESTMENTS

- Fighting poverty is a priority area for many Canadians: asked to rank areas of tax-dollar investment in terms of their priority, seven in ten (71%) say helping families living below the poverty line should be a main priority (1st or 2nd) for the federal government, while four in ten (39%) say the same about addressing homelessness. Just one in ten (9%) think admitting and helping refugees should be a leading federal priority.



Q2. If you were to prioritize where the federal government of Canada should be investing tax-dollars to help various groups, how would you rank the following from top priority to lowest priority?

Base: All Respondents (unwtd) n=2000

© 2017 Ipsos

PRIORITY OF TAX-DOLLARS INVESTMENTS

- Poverty is more likely to be seen as a priority area for investing tax-dollars by Canadians aged 55 and over, while those aged 18-34 are the most likely to think the government should prioritize investing in admitting refugees to Canada and providing assistance to help them get established. Regionally, investing in low-income families is much more likely to be seen as a top priority in Quebec.

Rank 1/ Rank 2 Summary	Total	GENDER		AGE			REGION						HOUSEHOLD INCOME			
		Male	Female	18-34	35-54	55+	BC	AB	SK/MB	Ontario	Quebec	Atlantic	<\$40K	\$40K - <\$60K	\$60K - <\$100K	\$100K+
		A	B	C	D	E	A	B	C	D	E	F	G	H	I	J
<i>Base: All Respondents</i>	2000	942	1058	527	766	707	246	203	162	720	468	201	568	375	544	322
Assisting families living below the poverty line	71%	70%	72%	59%	72%_C	81%_{CD}	62%	70%	68%	68%	84%_{ABCD}	75%_A	71%	76%_J	71%	64%
Addressing homelessness	39%	37%	42%_A	39%	41%	37%	44%_E	48%_E	45%_E	42%_E	25%	44%_E	40%	36%	39%	41%
Assisting those who suffer from mental illness	37%	36%	38%	34%	40%	37%	43%	36%	37%	36%	36%	35%	38%_H	30%	41%_H	42%_H
Providing funding for lower-income students	27%	29%	25%	32%_{DE}	26%	24%	22%	26%	27%	24%	36%_{ABDF}	22%	25%	30%	26%	28%
Support for indigenous communities	17%	18%	16%	19%	15%	17%	17%	11%	15%	22%_{BE}	12%	17%	17%	19%	15%	18%
Admitting refugees to Canada and providing assistance to help them get established	9%	10%_B	7%	17%_{DE}	7%_E	4%	12%	10%	9%	8%	8%	6%	8%	9%	9%	8%

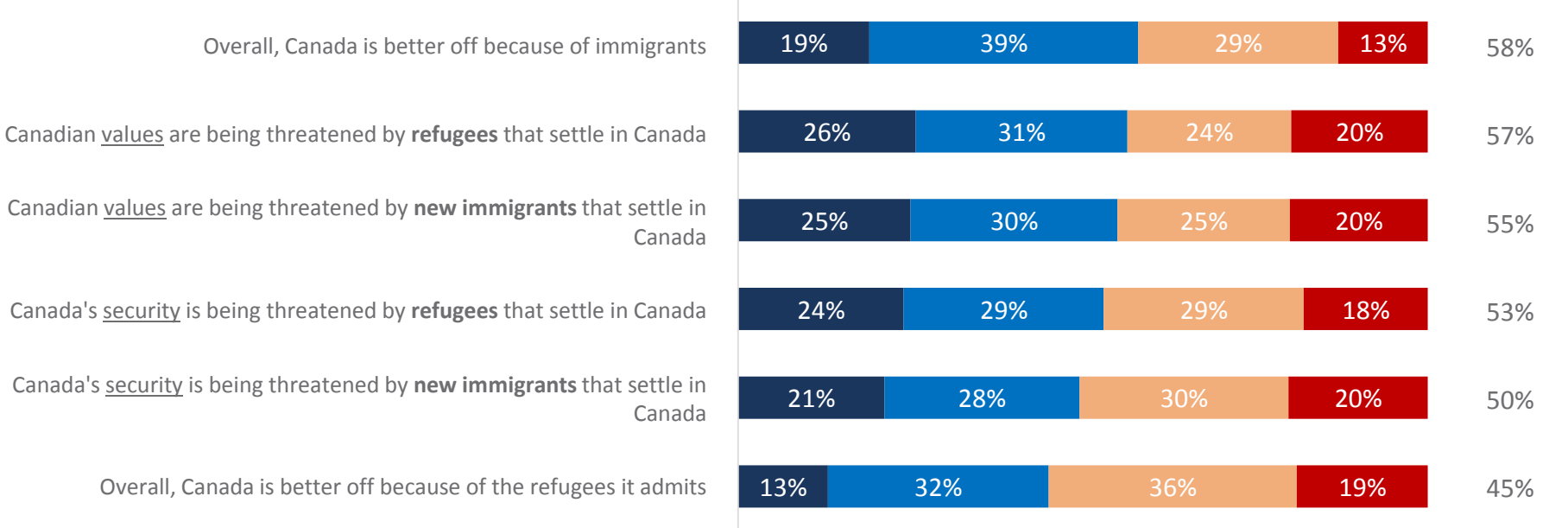
Q2. If you were to prioritize where the federal government of Canada should be investing tax-dollars to help various groups, how would you rank the following from top priority to lowest priority?

Base: All Respondents (unwtd) n=2000

CANADIAN VALUES AND SECURITY

- More than half of respondents say Canadian values and security are being threatened by new immigrants and refugees. At the same time, six in ten (58%) think Canada is better off because of immigrants, while nearly half (45%) think Canada is better off because of the refugees it admits.

■ Strongly agree
 ■ Somewhat agree
 ■ Somewhat disagree
 ■ Strongly disagree
 % Agree



Q3. To what extent do you agree or disagree with the following:
 Base: All Respondents (unwtd) n=2000

CANADIAN VALUES AND SECURITY

- These two very different points of view are largely held by different groups of Canadians: in general, younger Canadians aged 18-34 and residents of British Columbia are significantly more likely to feel Canada is better off because of immigrants and refugees. Those in the Baby Boomer (55+) and Gen X (35-54) generations, and residents of virtually all other provinces outside BC are more inclined to think that Canadian values and security are at risk.

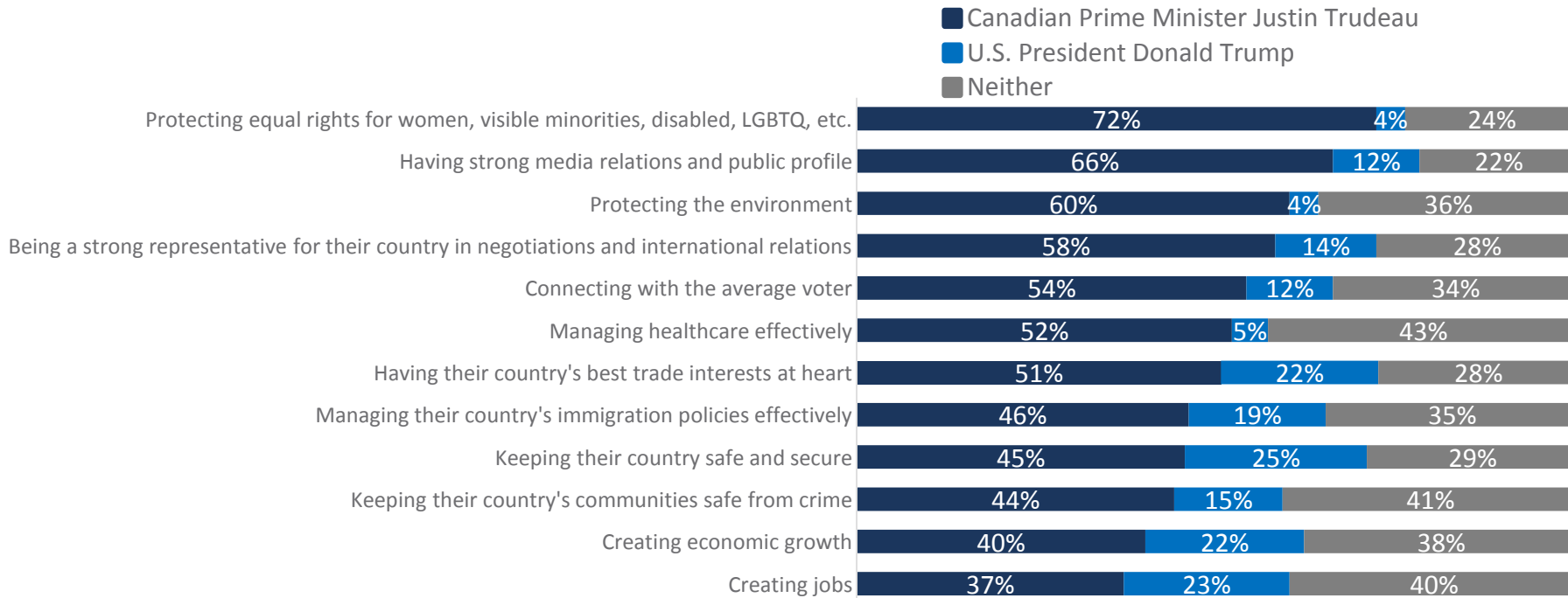
% Agree	Total	GENDER		AGE			REGION						HOUSEHOLD INCOME			
		Male	Female	18-34	35-54	55+	BC	AB	SK/MB	Ontario	Quebec	Atlantic	<\$40K	\$40K - <\$60K	\$60K - <\$100K	\$100K+
		A	B	C	D	E	A	B	C	D	E	F	G	H	I	J
<i>Base: All Respondents (unwtd)</i>	2000	942	1058	527	766	707	246	203	162	720	468	201	568	375	544	322
Overall, Canada is better off because of immigrants	58%	61% _B	55%	65% _{DE}	57%	53%	71% _{BDEF}	58% _E	62% _E	63% _{EF}	42%	53% _E	54%	56%	61%	66% _{GH}
Canadian values are being threatened by refugees that settle in Canada	57%	58%	56%	49%	57% _C	63% _{CD}	43%	60% _A	56% _A	55% _A	66% _{AD}	58% _A	59% _J	60% _J	55% _J	46%
Canadian values are being threatened by new immigrants that settle in Canada	55%	57%	54%	50%	55%	60% _C	43%	56% _A	55% _A	55% _A	64% _{ADF}	53%	58% _J	57% _J	54% _J	46%
Canada's security is being threatened by refugees that settle in Canada	53%	55%	51%	45%	55% _C	56% _C	38%	56% _A	51% _A	54% _A	58% _A	55% _A	54% _J	57% _J	54% _J	43%
Canada's security is being threatened by new immigrants that settle in Canada	50%	51%	48%	44%	52% _C	52% _C	40%	50%	49%	49% _A	56% _{AD}	50%	51% _J	54% _J	50% _J	38%
Overall, Canada is better off because of the refugees it admits	45%	46%	43%	54% _{DE}	42%	40%	58% _{BCDEF}	42%	45%	48% _E	36%	40%	43%	42%	48%	54% _{GH}

Q3. To what extent do you agree or disagree with the following:

Base: All Respondents (unwtd) n=2000

PROVIDING EFFECTIVE LEADERSHIP

- Canadians see Justin Trudeau as a more effective leader than Donald Trump in all policy areas, particularly when it comes to protecting equal rights. When it comes to creating jobs, however, four in ten (40%) think neither leader is more effective.



Q4. Who do you think provides the more effective leadership when it comes to the following:

Base: All Respondents (unwtd) n=2000

PROVIDING EFFECTIVE LEADERSHIP: TRUDEAU

- Trudeau's effectiveness resonates more strongly among women, Millennials, and Canadians living outside Alberta and the Prairies. Those in the highest income bracket are also more likely to back his effectiveness in many areas (including job creation) than those who earn less.

Canadian Prime Minister Justin Trudeau Summary	Total	GENDER		AGE			REGION						HOUSEHOLD INCOME			
		Male	Female	18-34	35-54	55+	BC	AB	SK/MB	Ontario	Quebec	Atlantic	<\$40K	\$40K - <\$60K	\$60K - <\$100K	\$100K+
		A	B	C	D	E	A	B	C	D	E	F	G	H	I	J
<i>Base: All Respondents (unwtd)</i>	2000	942	1058	527	766	707	246	203	162	720	468	201	568	375	544	322
Protecting equal rights for women, visible minorities, disabled, LGBTQ, etc.	72%	72%	72%	73%	72%	71%	81% _{BDE}	58%	74% _B	71% _B	72% _B	78% _B	67%	74%	74% _G	79% _G
Having strong media relations and public profile	66%	64%	68%	59%	69% _C	68% _C	64%	54%	61%	63% _B	78% _{ABCDF}	69% _B	64%	64%	67%	76% _{GHI}
Protecting the environment	60%	61%	60%	62%	58%	61%	65% _B	50%	55%	61% _B	63% _B	64% _B	58%	56%	62%	68% _{GH}
Being a strong representative for their country in negotiations and international relations	58%	54%	61% _A	58%	58%	58%	61% _B	40%	53% _B	56% _B	69% _{BCDF}	58% _B	57%	57%	57%	61%
Connecting with the average voter	54%	50%	58% _A	58% _E	54%	51%	62% _{BD}	40%	52%	50% _B	61% _{BD}	61% _{BD}	52%	50%	57%	62% _{GH}
Managing healthcare effectively	52%	52%	51%	57% _E	52%	47%	66% _{BCDE}	42%	51%	51%	47%	57% _{BE}	47%	54%	54%	57% _G
Having their country's best trade interests at heart	51%	46%	55% _A	51%	50%	51%	61% _{BCD}	40%	46%	47%	56% _{BCD}	50%	46%	50%	51%	58% _G
Managing their country's immigration policies effectively	46%	46%	47%	55% _{DE}	42%	44%	59% _{BCDEF}	32%	43%	46% _B	48% _B	48% _B	46%	46%	46%	51%
Keeping their country safe and secure	45%	42%	49% _A	53% _{DE}	40%	45%	53% _{BD}	31%	42% _B	44% _B	50% _B	48% _B	47%	45%	42%	50%
Keeping their country's communities safe from crime	44%	45%	43%	54% _{DE}	39%	40%	52% _{BD}	34%	41%	42%	48% _B	47% _B	43%	43%	43%	51%
Creating economic growth	40%	40%	40%	43%	40%	38%	45% _B	30%	43% _B	37%	46% _{BD}	38%	41%	38%	40%	43%
Creating jobs	37%	34%	40% _A	44% _{DE}	35%	33%	42% _B	28%	33%	36%	42% _{BF}	33%	38%	33%	36%	44% _H

Q4. Who do you think provides the more effective leadership when it comes to the following:

Base: All Respondents (unwtd) n=2000

PROVIDING EFFECTIVE LEADERSHIP: TRUMP

- Conversely, Trump's leadership style appeals more to men, Albertans and Prairie residents. Interestingly, Millennials (21%) are significantly more likely to think Trump has strong media relations and public profile, compared Gen X'ers (9%) or Boomers (8%).

U.S. President Donald Trump Summary	Total	GENDER		AGE			REGION						HOUSEHOLD INCOME			
		Male	Female	18-34	35-54	55+	BC	AB	SK/MB	Ontario	Quebec	Atlantic	<\$40K	\$40K - <\$60K	\$60K - <\$100K	\$100K+
		A	B	C	D	E	A	B	C	D	E	F	G	H	I	J
<i>Base: All Respondents (unwtd)</i>	2000	942	1058	527	766	707	246	203	162	720	468	201	568	375	544	322
Keeping their country safe and secure	25%	31% _B	20%	26%	26%	25%	24%	38% _{ADE}	32% _D	22%	23%	29%	22%	29% _G	30% _G	25%
Creating jobs	23%	30% _B	17%	25%	21%	24%	25%	27%	27%	21%	23%	25%	21%	28% _G	27% _G	22%
Creating economic growth	22%	28% _B	16%	27% _{DE}	20%	20%	24%	33% _{CDE}	21%	20%	20%	26%	20%	26%	25%	25%
Having their country's best trade interests at heart	22%	27% _B	16%	23%	21%	21%	18%	25%	23%	24% _E	17%	24%	21%	22%	24%	21%
Managing their country's immigration policies effectively	19%	22% _B	16%	19%	20%	18%	15%	30% _{ADE}	19%	18%	17%	23%	18%	21%	20%	20%
Keeping their country's communities safe from crime	15%	18% _B	13%	16%	15%	14%	12%	17%	15%	15%	16%	16%	15%	14%	18%	15%
Being a strong representative for their country in negotiations and international relations	14%	19% _B	9%	17%	12%	14%	16% _E	22% _{DE}	22% _{DE}	14% _E	6%	18% _E	14%	13%	17%	15%
Having strong media relations and public profile	12%	13%	11%	21% _{DE}	9%	8%	17% _E	17% _E	17% _E	12% _E	6%	15% _E	12%	13%	14%	10%
Connecting with the average voter	12%	16% _B	8%	13%	11%	12%	13%	16% _E	10%	13% _E	8%	13%	12%	16%	11%	12%
Managing healthcare effectively	5%	7% _B	3%	7% _D	4%	5%	3%	7%	5%	5%	5%	5%	7%	5%	4%	4%
Protecting equal rights for women, visible minorities, disabled, LGBTQ, etc.	4%	6% _B	2%	6% _D	2%	4%	4%	5%	5%	4%	3%	3%	4%	5%	4%	3%
Protecting the environment	4%	5% _B	2%	6% _{DE}	3%	3%	5%	5%	3%	4%	3%	3%	5% _J	4%	3%	1%

Q4. Who do you think provides the more effective leadership when it comes to the following:

Base: All Respondents (unwtd) n=2000

Contact



SEAN SIMPSON
Vice President, Ipsos Public Affairs

✉ Sean.Simpson@Ipsos.com

📞 416-324-2002

ABOUT IPSOS

Ipsos ranks third in the global research industry. With a strong presence in 87 countries, Ipsos employs more than 16,000 people and has the ability to conduct research programs in more than 100 countries. Founded in France in 1975, Ipsos is controlled and managed by research professionals. They have built a solid Group around a multi-specialist positioning – Media and advertising research; Marketing research; Client and employee relationship management; Opinion & social research; Mobile, Online, Offline data collection and delivery.

Ipsos is listed on Eurolist – NYSE – Euronext. The company is part of the SBF 120 and the Mid-60 index and is eligible for the Deferred Settlement Service (SRD).

ISIN code FR0000073298, Reuters ISOS.PA, Bloomberg IPS:FP

www.ipsos.com

GAME CHANGERS

At Ipsos we are passionately curious about people, markets, brands and society. We deliver information and analysis that makes our complex world easier and faster to navigate and inspires our clients to make smarter decisions.

We believe that our work is important. Security, simplicity, speed and substance applies to everything we do.

Through specialisation, we offer our clients a unique depth of knowledge and expertise. Learning from different experiences gives us perspective and inspires us to boldly call things into question, to be creative.

By nurturing a culture of collaboration and curiosity, we attract the highest calibre of people who have the ability and desire to influence and shape the future.

“GAME CHANGERS” – our tagline – summarises our ambition.