



# IPSOS ISSUES MONITOR JUNE 2016

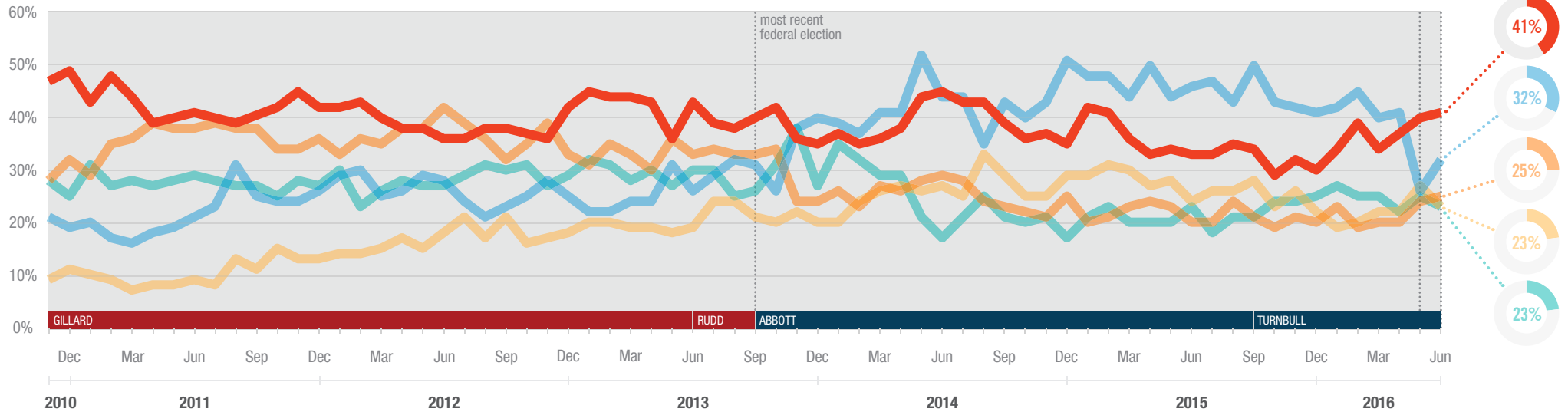
## The top issues facing Australia

**Dan Evans**  
Deputy Managing Director  
dan.evans@ipsos.com  
(03) 9946 0850

**Julia Knapp**  
Research Manager  
julia.knapp@ipsos.com  
(03) 9946 0845

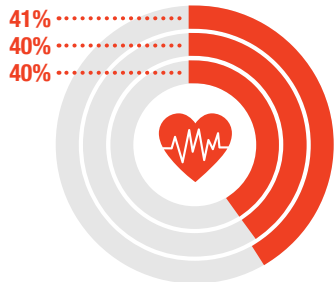


Each month we ask 1,000 Australians to select the three most important issues facing the nation. The top five issues facing Australia in March 2016 are shown below. A summary of all issues facing Australia can be found overleaf. If you would like to know more about the Ipsos Issues Monitor, or Ipsos Public Affairs, please contact Daniel Evans or Julia Knapp.

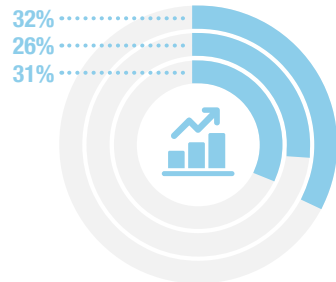


JUN 16  
MAY 16  
SEP 13

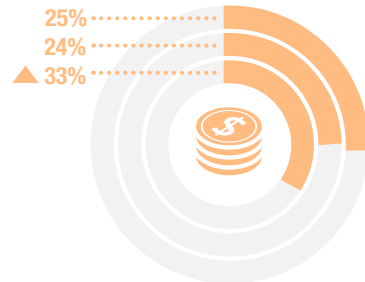
### Healthcare



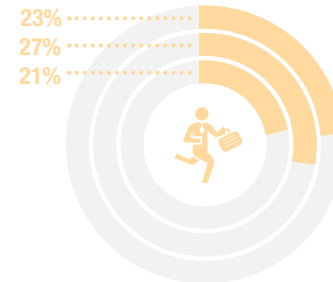
### The Economy



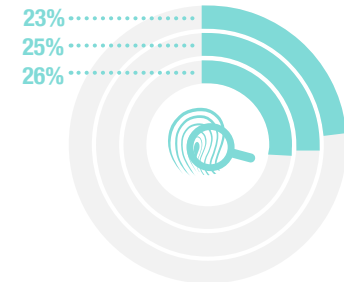
### Cost of Living



### Unemployment

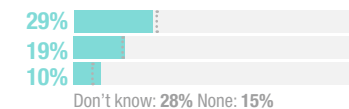
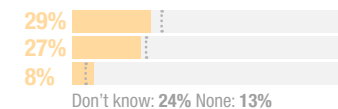
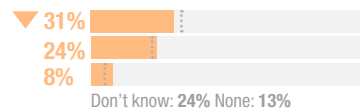
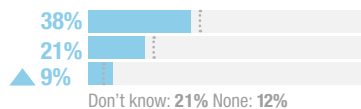
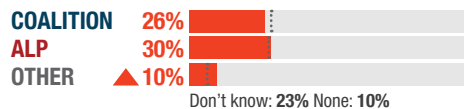


### Crime



▲ significant difference compared to Jun 16  
▼ significant difference compared to Jun 16

## Party most capable to manage the top issues facing Australia



⋮ Sep 13  
▲ significant difference compared to Sep 13  
▼ significant difference compared to Sep 13



# IPSOS ISSUES MONITOR JUNE 2016

## The top issues facing Australia

**Dan Evans**  
 Deputy Managing Director  
 ✉ dan.evans@ipsos.com  
 ☎ (03) 9946 0850

**Julia Knapp**  
 Research Manager  
 ✉ julia.knapp@ipsos.com  
 ☎ (03) 9946 0845



	2010	2011	2012	2013	2014	2015	JAN 2016	FEB 2016	MAR 2016	APR 2016	MAY 2016	JUN 2016	JUL 2016	AUG 2016	SEP 2016	OCT 2016	NOV 2016	DEC 2016
<b>Healthcare</b>	48%	42%	39%	41%	39%	34%	34%	39%	34%	37%	40%	41%						
<b>The Economy</b>	20%	22%	26%	29%	42%	45%	42%	45%	40%	41%	26%	32%						
<b>Cost of Living</b>	30%	36%	36%	32%	25%	21%	23%	19%	20%	20%	24%	25%						
<b>Unemployment</b>	10%	10%	17%	21%	26%	26%	19%	20%	22%	22%	27%	23%						
<b>Crime</b>	26%	28%	28%	30%	24%	22%	27%	25%	25%	22%	25%	23%						
<b>Education</b>	15%	12%	16%	19%	20%	17%	16%	18%	21%	21%	20%	20%						
<b>Housing</b>	24%	21%	19%	18%	15%	18%	15%	17%	20%	19%	23%	19%						
<b>Environment</b>	20%	18%	13%	12%	10%	10%	9%	8%	9%	8%	13%	17%						
<b>Immigration</b>	19%	23%	22%	23%	20%	20%	24%	25%	23%	24%	15%	16%						
<b>Poverty</b>	10%	10%	10%	11%	13%	12%	11%	12%	10%	11%	14%	14%						
<b>Drug Abuse</b>	13%	12%	12%	12%	13%	16%	20%	17%	20%	18%	13%	14%						
<b>Taxation</b>	6%	7%	8%	6%	8%	10%	12%	13%	11%	13%	10%	10%						
<b>Defence</b>	5%	4%	3%	3%	8%	16%	17%	13%	11%	12%	11%	10%						
<b>Transport</b>	10%	10%	10%	9%	7%	7%	5%	6%	6%	8%	11%	9%						
<b>Population</b>	10%	8%	7%	7%	6%	6%	5%	7%	7%	5%	6%	8%						
<b>Personal Debt</b>	15%	13%	12%	9%	6%	5%	4%	4%	6%	5%	8%	7%						
<b>Racism</b>	6%	6%	5%	6%	7%	8%	9%	8%	9%	9%	5%	5%						
<b>Petrol Prices</b>	9%	15%	14%	11%	8%	4%	3%	3%	3%	3%	5%	5%						
<b>Indigenous Issues</b>	4%	3%	3%	2%	2%	2%	3%	3%	3%	2%	3%	2%						