



IPSOS ISSUES MONITOR MARCH 2016

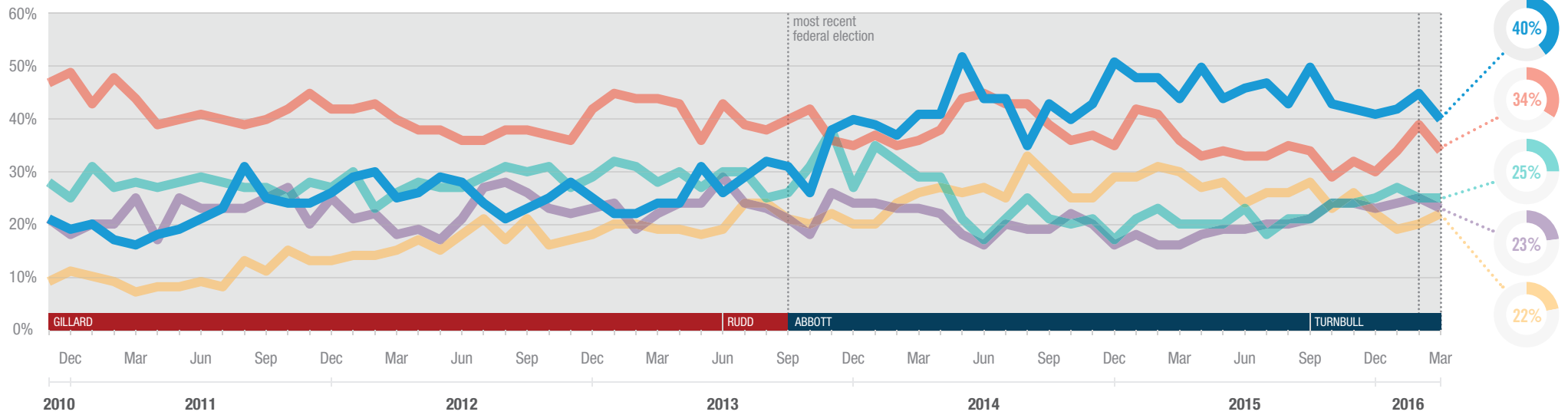
The top issues facing Australia

Dan Evans
Deputy Managing Director
✉ dan.evans@ipsos.com
☎ (03) 9946 0850

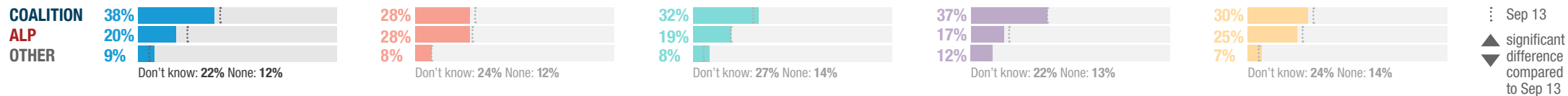
Julia Knapp
Research Manager
✉ julia.knapp@ipsos.com
☎ (03) 9946 0845



Each month we ask 1,000 Australians to select the three most important issues facing the nation. The top five issues facing Australia in March 2016 are shown below. A summary of all issues facing Australia can be found overleaf. If you would like to know more about the Ipsos Issues Monitor, or Ipsos Public Affairs, please contact Daniel Evans or Julia Knapp.



Party most capable to manage the top issues facing Australia





IPSOS ISSUES MONITOR MARCH 2016

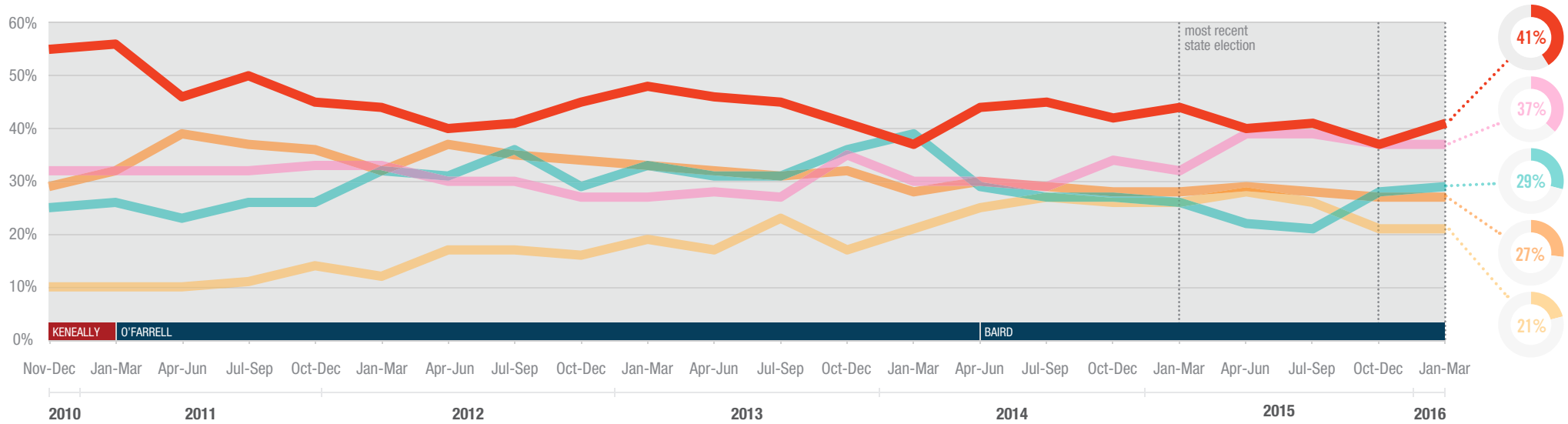
The top issues facing New South Wales

David Elliott
 Head of Ipsos Public Affairs NSW
 ✉ david.elliott@ipsos.com
 ☎ (02) 9900 5159

Stuart Clark
 Research Director
 ✉ stuart.clark@ipsos.com
 ☎ (02) 9900 5180

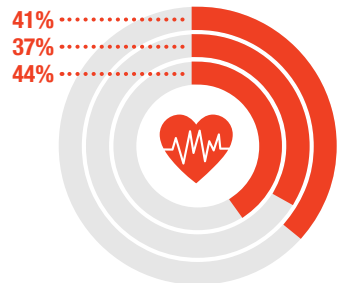


Each month we ask 330 residents of New South Wales to select the three most important issues facing their state. The top five issues facing New South Wales between January and March 2016 are shown below. A summary of all issues facing New South Wales can be found overleaf. If you would like to know more about the Ipsos Issues Monitor, or Ipsos Public Affairs in NSW, please contact David Elliott or Stuart Clark.

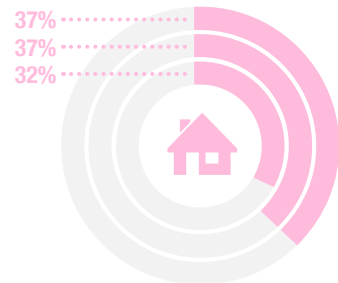


Healthcare

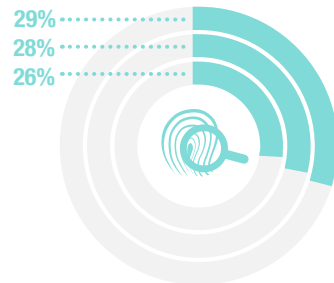
MAR 16
 DEC 15
 MAR 15



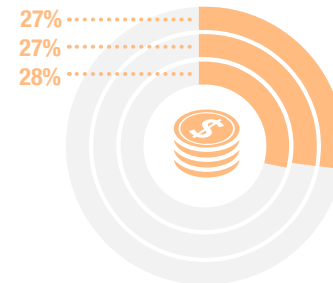
Housing



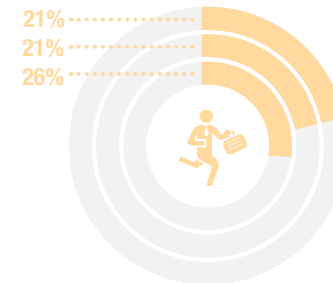
Crime



Cost of Living




Unemployment



▲ significant difference compared to Mar 16
 ▼ significant difference compared to Mar 16

NSW
 REST OF AUSTRALIA










IPSOS ISSUES MONITOR MARCH 2016

The top issues facing New South Wales

David Elliott
 Head of Ipsos Public Affairs NSW
 ✉ david.elliott@ipsos.com
 ☎ (02) 9900 5159

Stuart Clark
 Research Director
 ✉ stuart.clark@ipsos.com
 ☎ (02) 9900 5180



	2010	2011	2012	2013	2014	2015	JAN-MAR 2016	APR-JUN 2016	JUL-SEP 2016	OCT-DEC 2016
 Healthcare	55%	49%	43%	45%	42%	41%	41%			
 Housing	32%	32%	30%	29%	31%	37%	37%			
 Crime	25%	25%	32%	33%	30%	24%	29%			
 Cost of Living	29%	36%	34%	32%	29%	28%	27%			
 Unemployment	10%	11%	16%	19%	25%	25%	21%			
Transport	32%	33%	30%	27%	23%	23%	20%			
Education	17%	14%	17%	20%	20%	18%	18%			
Drug Abuse	12%	10%	11%	12%	14%	16%	18%			
The Economy	15%	16%	16%	16%	18%	17%	16%			
Immigration	7%	8%	8%	10%	7%	9%	11%			
Poverty	6%	6%	7%	7%	10%	9%	9%			
Population	9%	7%	7%	6%	6%	8%	9%			
Environment	12%	10%	8%	9%	8%	9%	9%			
Personal Debt	12%	11%	11%	8%	7%	7%	8%			
Taxation	6%	6%	5%	5%	6%	7%	7%			
Petrol Prices	11%	19%	19%	16%	14%	10%	7%			
Defence	1%	1%	1%	1%	3%	7%	7%			
Racism	5%	4%	4%	5%	5%	6%	5%			
Indigenous Issues	4%	1%	1%	1%	2%	2%	2%			