



IPSOS ISSUES MONITOR MARCH 2016

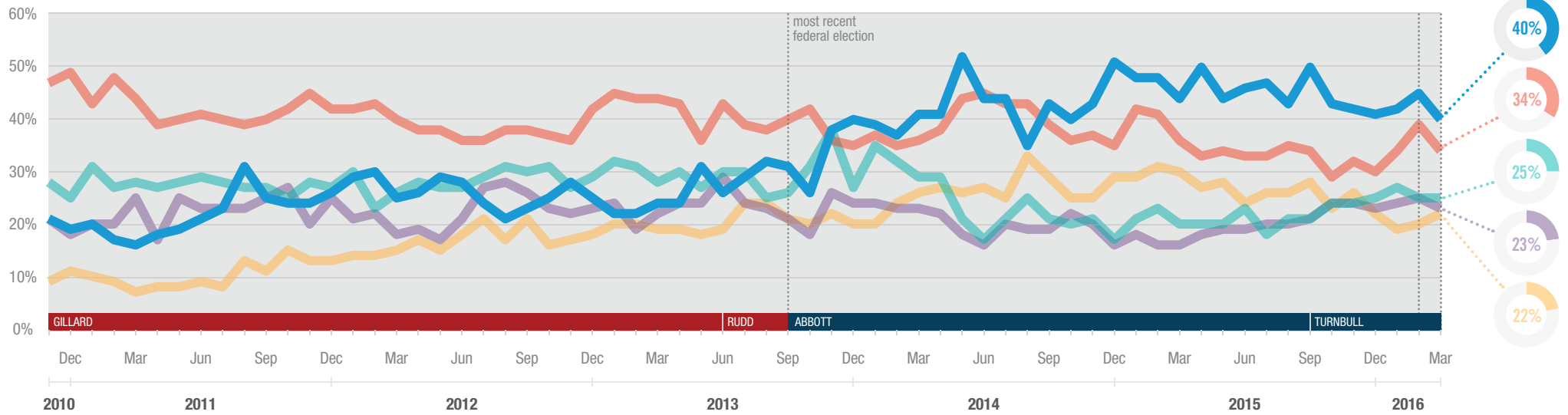
The top issues facing Australia

Dan Evans
Deputy Managing Director
✉ dan.evans@ipsos.com
☎ (03) 9946 0850

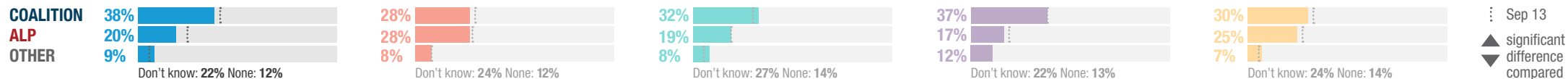
Julia Knapp
Research Manager
✉ julia.knapp@ipsos.com
☎ (03) 9946 0845



Each month we ask 1,000 Australians to select the three most important issues facing the nation. The top five issues facing Australia in March 2016 are shown below. A summary of all issues facing Australia can be found overleaf. If you would like to know more about the Ipsos Issues Monitor, or Ipsos Public Affairs, please contact Daniel Evans or Julia Knapp.



Party most capable to manage the top issues facing Australia





IPSOS ISSUES MONITOR MARCH 2016

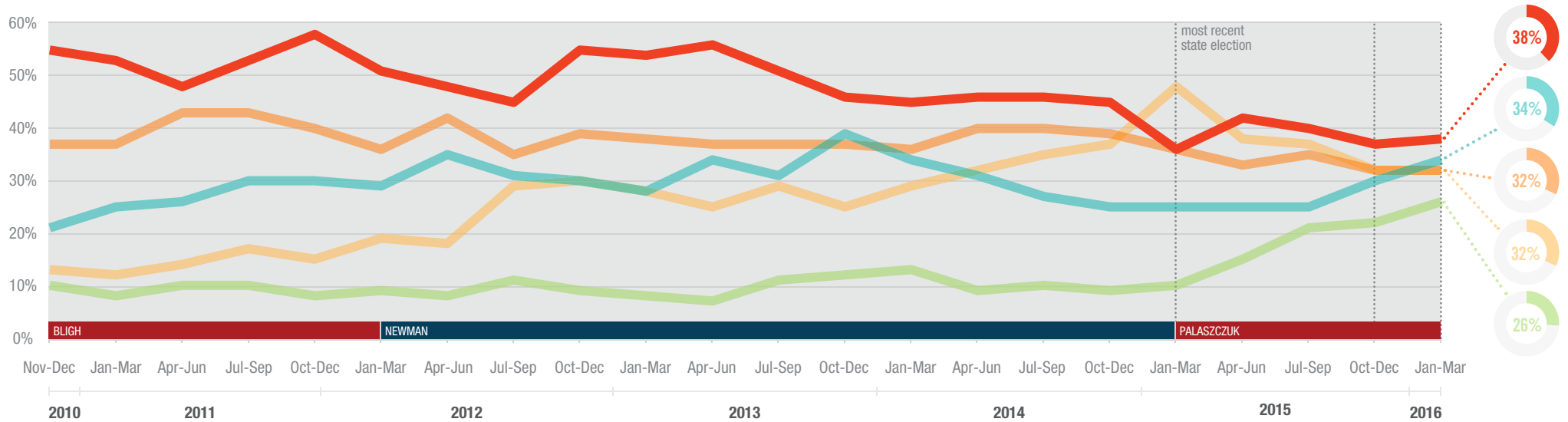
The top issues facing Queensland

Kylie Brosnan
Head of Ipsos Public Affairs QLD
✉ kylie.brosnan@ipsos.com
☎ (07) 3016 7660

Kathy Benson
Director, Strategy & Research
✉ kathy.benson@ipsos.com
☎ (07) 3016 7662

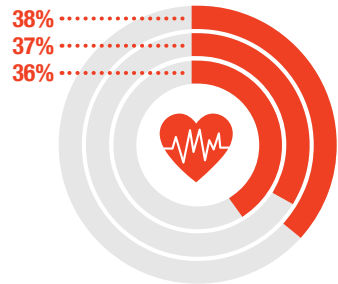


Each month we ask 200 Queenslanders to select the three most important issues facing their state. The top five issues facing Queensland between January and March 2016 are shown below. A summary of all issues facing Queensland can be found overleaf. If you would like to know more about the Ipsos Issues Monitor, or Ipsos Public Affairs in QLD, please contact Kylie Brosnan or Kathy Benson.

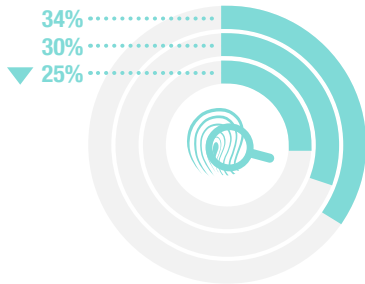


Healthcare

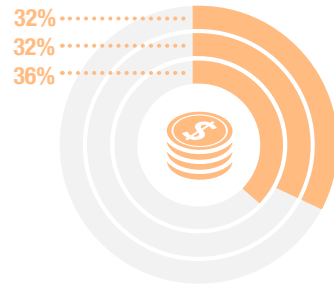
MAR 16
DEC 15
MAR 15



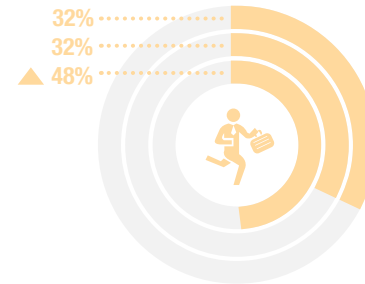
Crime



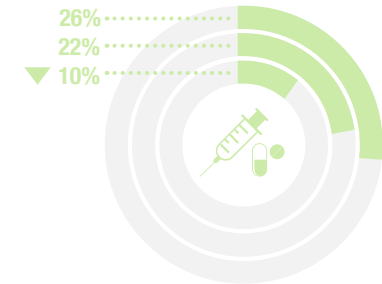
Cost of Living



Unemployment



Drug Abuse



▲ significant difference compared to Mar 16

QLD
REST OF AUSTRALIA





IPSOS ISSUES MONITOR MARCH 2016

The top issues facing Queensland

Kylie Brosnan
 Head of Ipsos Public Affairs QLD
 ✉ kylie.brosnan@ipsos.com
 ☎ (07) 3016 7660

Kathy Benson
 Director, Strategy & Research
 ✉ kathy.benson@ipsos.com
 ☎ (07) 3016 7662



	2010	2011	2012	2013	2014	2015	JAN-MAR 2016	APR-JUN 2016	JUL-SEP 2016	OCT-DEC 2016
Healthcare	55%	53%	50%	52%	45%	39%	38%			
Crime	21%	28%	31%	33%	29%	27%	34%			
Cost of Living	37%	40%	38%	37%	39%	34%	32%			
Unemployment	13%	14%	24%	27%	33%	39%	32%			
Drug Abuse	10%	9%	9%	10%	10%	17%	26%			
The Economy	19%	21%	23%	24%	26%	30%	25%			
Housing	24%	22%	18%	15%	15%	17%	17%			
Education	21%	14%	17%	17%	18%	17%	15%			
Petrol Prices	13%	26%	24%	21%	21%	15%	14%			
Transport	17%	17%	15%	15%	12%	14%	12%			
Poverty	9%	6%	6%	8%	9%	9%	9%			
Personal Debt	17%	11%	9%	10%	8%	7%	8%			
Environment	13%	14%	10%	10%	9%	10%	8%			
Immigration	6%	7%	7%	7%	7%	6%	7%			
Taxation	3%	5%	6%	5%	6%	5%	7%			
Population	12%	7%	5%	4%	4%	3%	4%			
Racism	3%	2%	2%	4%	3%	3%	4%			
Indigenous Issues	5%	3%	3%	3%	3%	3%	3%			
Defence	1%	1%	1%	1%	2%	5%	3%			