



IPSOS ISSUES MONITOR MARCH 2016

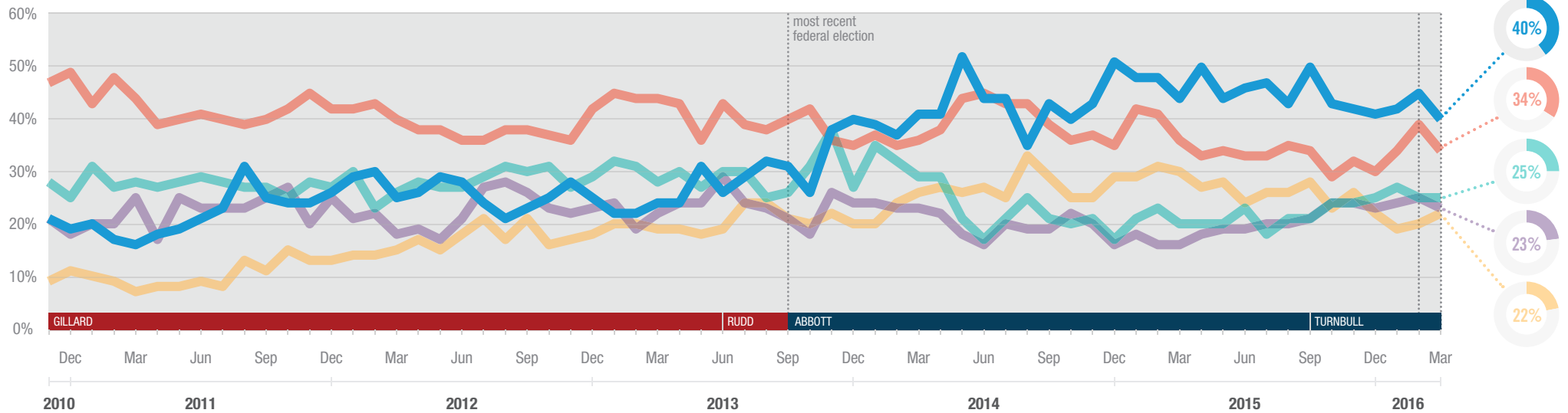
The top issues facing Australia

Dan Evans
Deputy Managing Director
✉ dan.evans@ipsos.com
☎ (03) 9946 0850

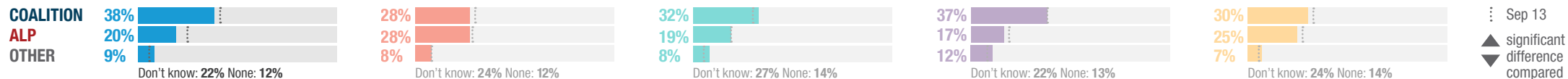
Julia Knapp
Research Manager
✉ julia.knapp@ipsos.com
☎ (03) 9946 0845



Each month we ask 1,000 Australians to select the three most important issues facing the nation. The top five issues facing Australia in March 2016 are shown below. A summary of all issues facing Australia can be found overleaf. If you would like to know more about the Ipsos Issues Monitor, or Ipsos Public Affairs, please contact Daniel Evans or Julia Knapp.



Party most capable to manage the top issues facing Australia





IPSOS ISSUES MONITOR MARCH 2016

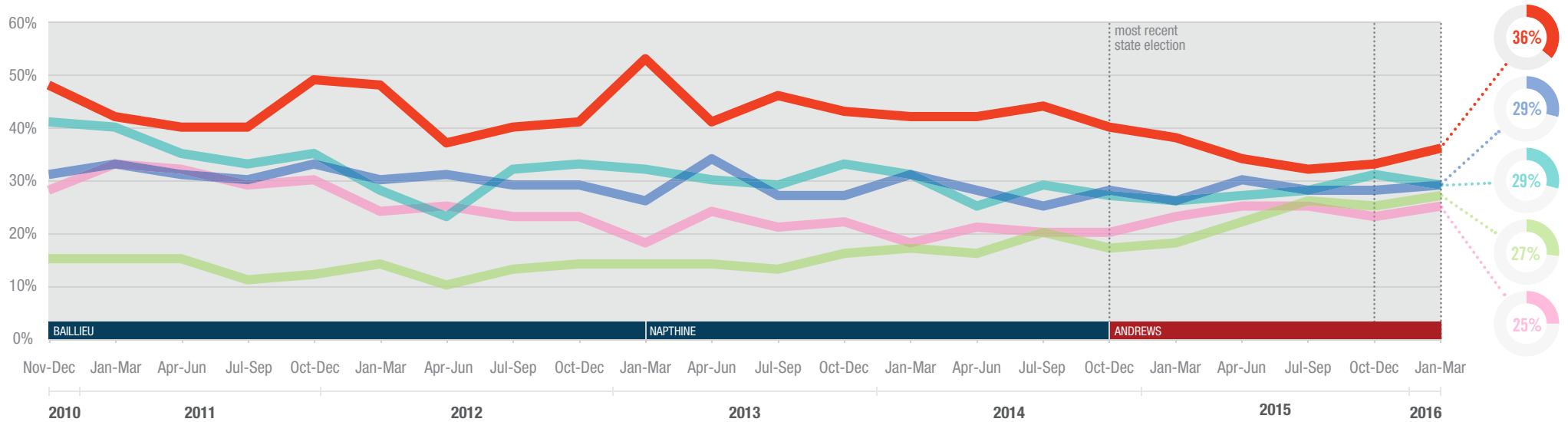
The top issues facing Victoria

Dan Evans
Deputy Managing Director
✉ dan.evans@ipsos.com
☎ (03) 9946 0850

Julia Knapp
Research Manager
✉ julia.knapp@ipsos.com
☎ (03) 9946 0845

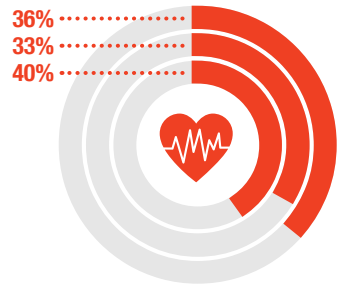


Each month we ask 250 Victorians to select the three most important issues facing their state. The top five issues facing Victoria between January and March 2016 are shown below. A summary of all issues facing Victoria can be found overleaf. If you would like to know more about the Ipsos Issues Monitor, or Ipsos Public Affairs in Victoria, please contact Daniel Evans or Julia Knapp.

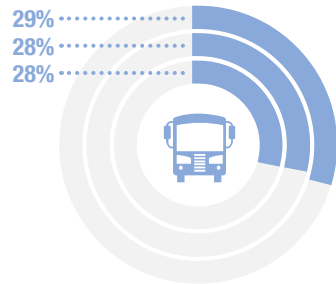


Healthcare

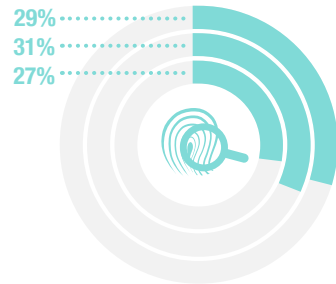
MAR 16
DEC 15
DEC 14



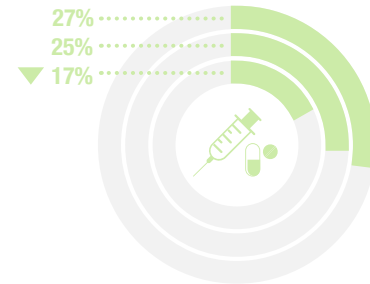
Transport



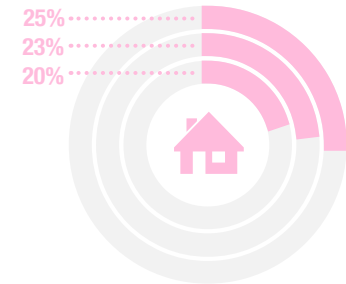
Crime



Drug Abuse



Housing



▲ significant difference compared to Mar 16

VIC
REST OF AUSTRALIA





IPSOS ISSUES MONITOR MARCH 2016

The top issues facing Victoria

Dan Evans
Deputy Managing Director
✉ dan.evans@ipsos.com
☎ (03) 9946 0850

Julia Knapp
Research Manager
✉ julia.knapp@ipsos.com
☎ (03) 9946 0845



	2010	2011	2012	2013	2014	2015	JAN-MAR 2016	APR-JUN 2016	JUL-SEP 2016	OCT-DEC 2016
Healthcare	48%	43%	42%	46%	42%	34%	36%			
Transport	31%	32%	30%	28%	28%	28%	29%			
Crime	41%	36%	29%	31%	28%	28%	29%			
Drug Abuse	15%	13%	13%	14%	17%	23%	27%			
Housing	28%	31%	24%	22%	20%	24%	25%			
Unemployment	8%	10%	23%	25%	35%	31%	24%			
Cost of Living	28%	33%	34%	30%	27%	26%	22%			
The Economy	12%	11%	16%	17%	20%	22%	21%			
Education	16%	13%	21%	21%	20%	18%	17%			
Poverty	7%	8%	7%	7%	9%	10%	10%			
Immigration	6%	8%	7%	8%	7%	8%	10%			
Taxation	4%	5%	5%	5%	5%	7%	8%			
Population	8%	8%	7%	7%	7%	8%	8%			
Environment	17%	13%	8%	9%	8%	9%	8%			
Petrol Prices	11%	18%	18%	16%	13%	7%	7%			
Personal Debt	11%	11%	10%	7%	6%	7%	7%			
Racism	5%	6%	4%	5%	5%	5%	5%			
Defence	2%	1%	1%	1%	2%	5%	5%			
Indigenous Issues	1%	1%	1%	1%	1%	1%	2%			