



IPSOS ISSUES MONITOR JUNE 2016

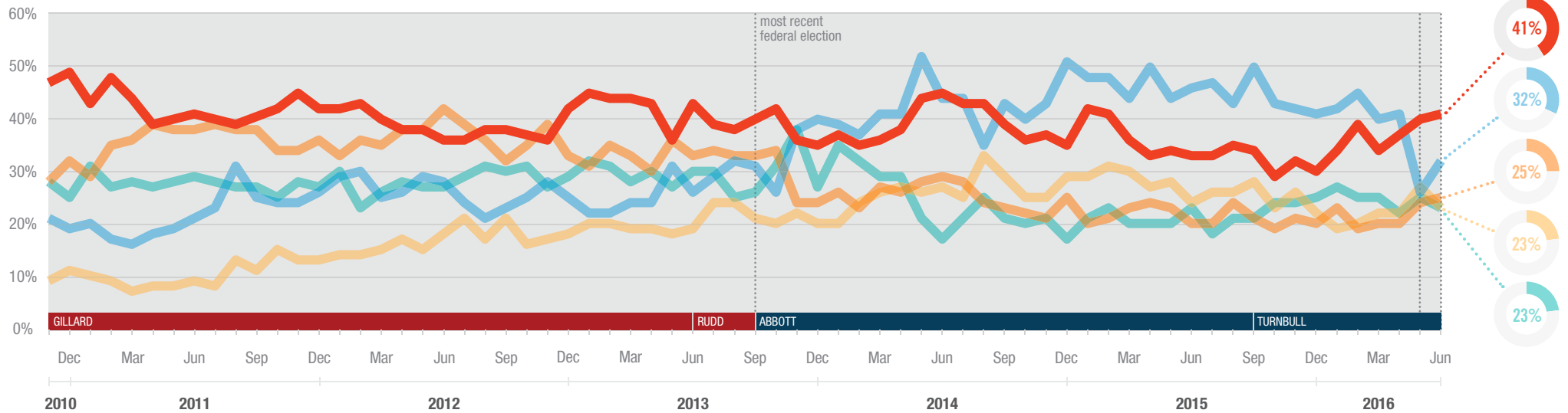
The top issues facing Australia

Dan Evans
Deputy Managing Director
dan.evans@ipsos.com
(03) 9946 0850

Julia Knapp
Research Manager
julia.knapp@ipsos.com
(03) 9946 0845

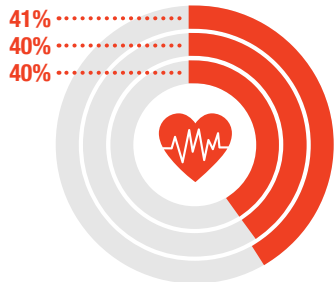


Each month we ask 1,000 Australians to select the three most important issues facing the nation. The top five issues facing Australia in March 2016 are shown below. A summary of all issues facing Australia can be found overleaf. If you would like to know more about the Ipsos Issues Monitor, or Ipsos Public Affairs, please contact Daniel Evans or Julia Knapp.

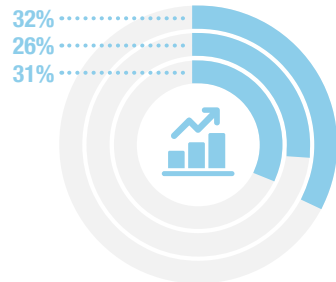


JUN 16
MAY 16
SEP 13

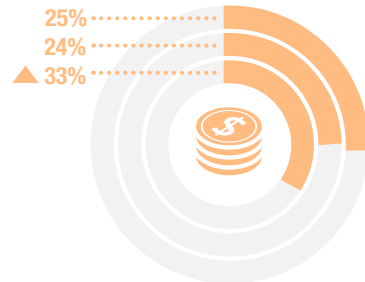
Healthcare



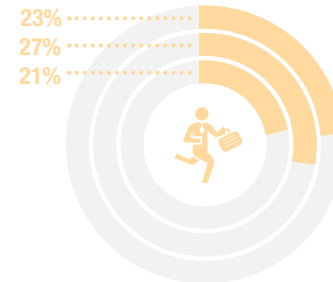
The Economy



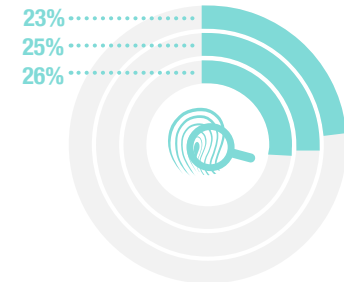
Cost of Living



Unemployment

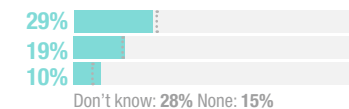
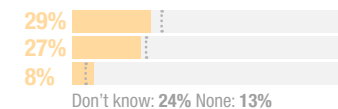
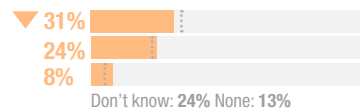
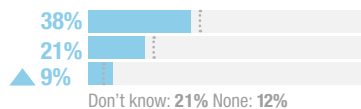
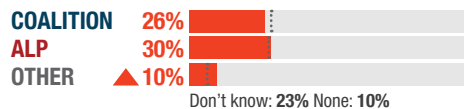


Crime



▲ significant difference compared to Jun 16
▼ significant difference compared to Jun 16

Party most capable to manage the top issues facing Australia



⋮ Sep 13
▲ significant difference compared to Sep 13
▼ significant difference compared to Sep 13








IPSOS ISSUES MONITOR JUNE 2016

The top issues facing Australia

Dan Evans
Deputy Managing Director
✉ dan.evans@ipsos.com
☎ (03) 9946 0850

Julia Knapp
Research Manager
✉ julia.knapp@ipsos.com
☎ (03) 9946 0845



	2010	2011	2012	2013	2014	2015	JAN 2016	FEB 2016	MAR 2016	APR 2016	MAY 2016	JUN 2016	JUL 2016	AUG 2016	SEP 2016	OCT 2016	NOV 2016	DEC 2016
 Healthcare	48%	42%	39%	41%	39%	34%	34%	39%	34%	37%	40%	41%						
 The Economy	20%	22%	26%	29%	42%	45%	42%	45%	40%	41%	26%	32%						
 Cost of Living	30%	36%	36%	32%	25%	21%	23%	19%	20%	20%	24%	25%						
 Unemployment	10%	10%	17%	21%	26%	26%	19%	20%	22%	22%	27%	23%						
 Crime	26%	28%	28%	30%	24%	22%	27%	25%	25%	22%	25%	23%						
Education	15%	12%	16%	19%	20%	17%	16%	18%	21%	21%	20%	20%						
Housing	24%	21%	19%	18%	15%	18%	15%	17%	20%	19%	23%	19%						
Environment	20%	18%	13%	12%	10%	10%	9%	8%	9%	8%	13%	17%						
Immigration	19%	23%	22%	23%	20%	20%	24%	25%	23%	24%	15%	16%						
Poverty	10%	10%	10%	11%	13%	12%	11%	12%	10%	11%	14%	14%						
Drug Abuse	13%	12%	12%	12%	13%	16%	20%	17%	20%	18%	13%	14%						
Taxation	6%	7%	8%	6%	8%	10%	12%	13%	11%	13%	10%	10%						
Defence	5%	4%	3%	3%	8%	16%	17%	13%	11%	12%	11%	10%						
Transport	10%	10%	10%	9%	7%	7%	5%	6%	6%	8%	11%	9%						
Population	10%	8%	7%	7%	6%	6%	5%	7%	7%	5%	6%	8%						
Personal Debt	15%	13%	12%	9%	6%	5%	4%	4%	6%	5%	8%	7%						
Racism	6%	6%	5%	6%	7%	8%	9%	8%	9%	9%	5%	5%						
Petrol Prices	9%	15%	14%	11%	8%	4%	3%	3%	3%	3%	5%	5%						
Indigenous Issues	4%	3%	3%	2%	2%	2%	3%	3%	3%	2%	3%	2%						



IPSOS ISSUES MONITOR JUNE 2016

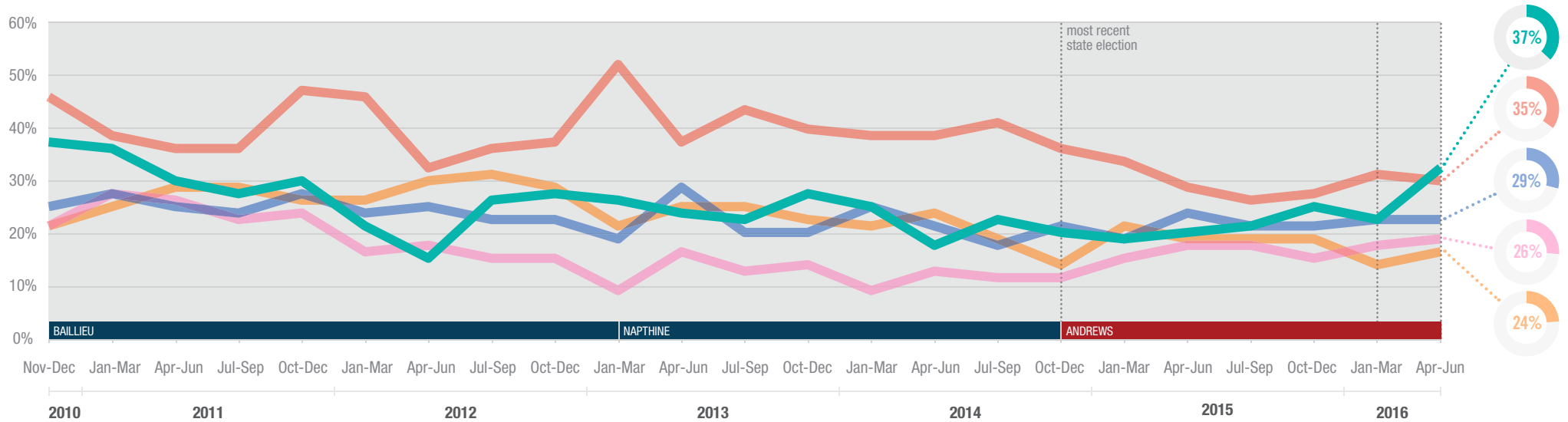
The top issues facing Victoria

Dan Evans
Deputy Managing Director
✉ dan.evans@ipsos.com
☎ (03) 9946 0850

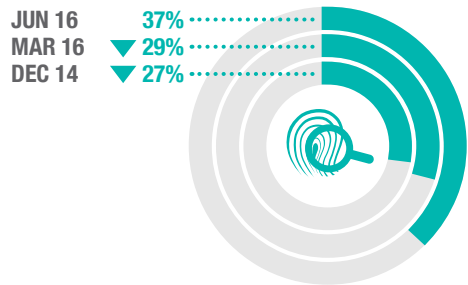
Julia Knapp
Research Manager
✉ julia.knapp@ipsos.com
☎ (03) 9946 0845



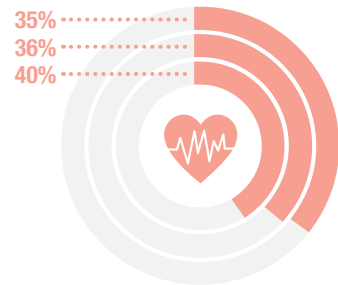
Each month we ask 250 Victorians to select the three most important issues facing their state. The top five issues facing Victoria between January and March 2016 are shown below. A summary of all issues facing Victoria can be found overleaf. If you would like to know more about the Ipsos Issues Monitor, or Ipsos Public Affairs in Victoria, please contact Daniel Evans or Julia Knapp.



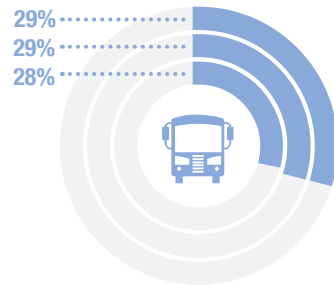
Crime



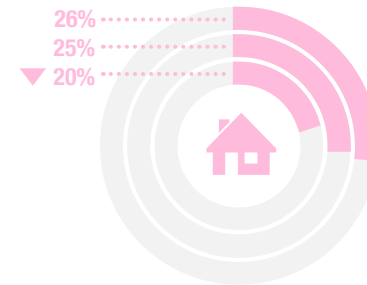
Healthcare



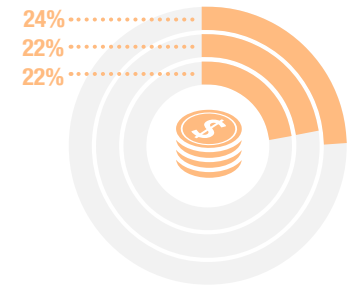
Transport



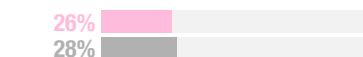
Housing



Cost of Living



▲ significant difference compared to Jun 16





IPSOS ISSUES MONITOR JUNE 2016

The top issues facing Victoria

Dan Evans
 Deputy Managing Director
 dan.evans@ipsos.com
 (03) 9946 0850

Julia Knapp
 Research Manager
 julia.knapp@ipsos.com
 (03) 9946 0845



	2010	2011	2012	2013	2014	2015	JAN-MAR 2016	APR-JUN 2016	JUL-SEP 2016	OCT-DEC 2016
Crime	41%	36%	29%	31%	28%	28%	29%	37%		
Healthcare	48%	43%	42%	46%	42%	34%	36%	35%		
Transport	31%	32%	30%	28%	28%	28%	29%	29%		
Housing	28%	31%	24%	22%	20%	24%	25%	26%		
Cost of Living	28%	33%	34%	30%	27%	26%	22%	24%		
Unemployment	8%	10%	23%	25%	35%	31%	24%	24%		
Drug Abuse	15%	13%	13%	14%	17%	23%	27%	20%		
The Economy	12%	11%	16%	17%	20%	22%	21%	17%		
Education	16%	13%	21%	21%	20%	18%	17%	16%		
Immigration	6%	8%	7%	8%	7%	8%	10%	12%		
Poverty	7%	8%	7%	7%	9%	10%	10%	11%		
Environment	17%	13%	8%	9%	8%	9%	8%	8%		
Population	8%	8%	7%	7%	7%	8%	8%	8%		
Taxation	4%	5%	5%	5%	5%	7%	8%	7%		
Personal Debt	11%	11%	10%	7%	6%	7%	7%	7%		
Petrol Prices	11%	18%	18%	16%	13%	7%	7%	7%		
Racism	5%	6%	4%	5%	5%	5%	5%	7%		
Defence	2%	1%	1%	1%	2%	5%	5%	3%		
Indigenous Issues	1%	1%	1%	1%	1%	1%	2%	1%		