



IPSOS ISSUES MONITOR JUNE 2017

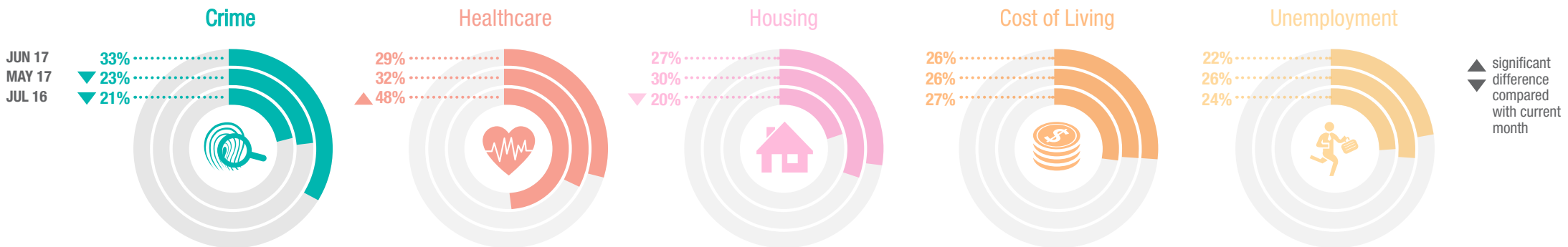
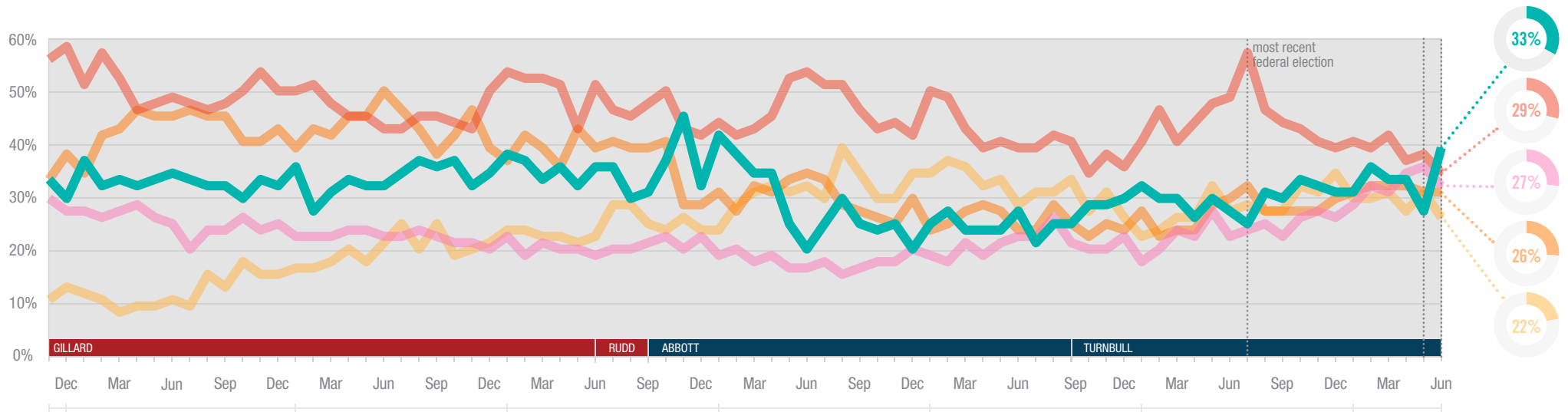
The top issues facing Australia

Daniel Evans
Deputy Managing Director
✉ dan.evans@ipsos.com
☎ (03) 9946 0850

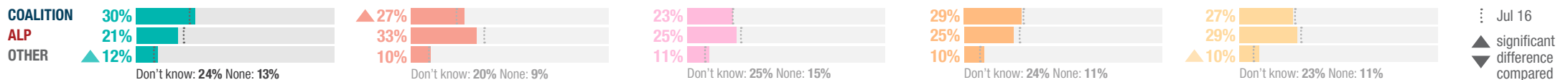
Lucy Hedt
Project Manager
✉ lucy.hedt@ipsos.com
☎ (03) 9946 0832



Each month we ask 1,000 Australians to select the three most important issues facing the nation. The top five issues facing Australia in June 2017 are shown below. A summary of all issues facing Australia can be found overleaf. If you would like to know more about the Ipsos Issues Monitor, or Ipsos Public Affairs, please contact Daniel Evans or Lucy Hedt.



Party most capable to manage the top issues facing Australia





IPSOS ISSUES MONITOR JUNE 2017

The top issues facing Australia

Daniel Evans
Deputy Managing Director
✉ dan.evans@ipsos.com
☎ (03) 9946 0850

Lucy Hedt
Project Manager
✉ lucy.hedt@ipsos.com
☎ (03) 9946 0832



	2010	2011	2012	2013	2014	2015	2016	JAN 2017	FEB 2017	MAR 2017	APR 2017	MAY 2017	JUN 2017
Crime	26%	28%	28%	30%	24%	22%	25%	26%	30%	28%	28%	23%	33%
Healthcare	48%	42%	39%	41%	39%	34%	38%	34%	33%	35%	31%	32%	29%
Housing	24%	21%	19%	18%	15%	18%	20%	24%	27%	26%	29%	30%	27%
Cost of Living	30%	36%	36%	32%	25%	21%	23%	26%	27%	27%	27%	26%	26%
Unemployment	10%	10%	17%	21%	26%	26%	24%	25%	25%	26%	23%	26%	22%
Defence	5%	4%	3%	3%	8%	16%	12%	9%	11%	9%	11%	11%	21%
Immigration	19%	23%	22%	23%	20%	20%	20%	18%	19%	18%	19%	20%	21%
The Economy	20%	22%	26%	29%	42%	45%	33%	27%	27%	24%	27%	26%	20%
Drug Abuse	13%	12%	12%	12%	13%	16%	17%	16%	14%	18%	19%	15%	16%
Poverty	10%	10%	10%	11%	13%	12%	13%	16%	13%	13%	14%	14%	13%
Education	15%	12%	16%	19%	20%	17%	18%	16%	16%	17%	15%	19%	13%
Environment	20%	18%	13%	12%	10%	10%	12%	12%	15%	13%	10%	13%	12%
Personal Debt	15%	13%	12%	9%	6%	5%	7%	8%	8%	8%	10%	9%	9%
Racism	6%	6%	5%	6%	7%	8%	8%	7%	8%	8%	7%	7%	9%
Taxation	6%	7%	8%	6%	8%	10%	10%	9%	7%	8%	9%	8%	8%
Population	10%	8%	7%	7%	6%	6%	6%	7%	7%	7%	7%	7%	7%
Transport	10%	10%	10%	9%	7%	7%	8%	9%	8%	8%	7%	9%	7%
Petrol Prices	9%	15%	14%	11%	8%	4%	4%	7%	4%	7%	5%	5%	6%
Indigenous Issues	4%	3%	3%	2%	2%	2%	3%	3%	2%	2%	2%	2%	2%



IPSOS ISSUES MONITOR JUNE 2017

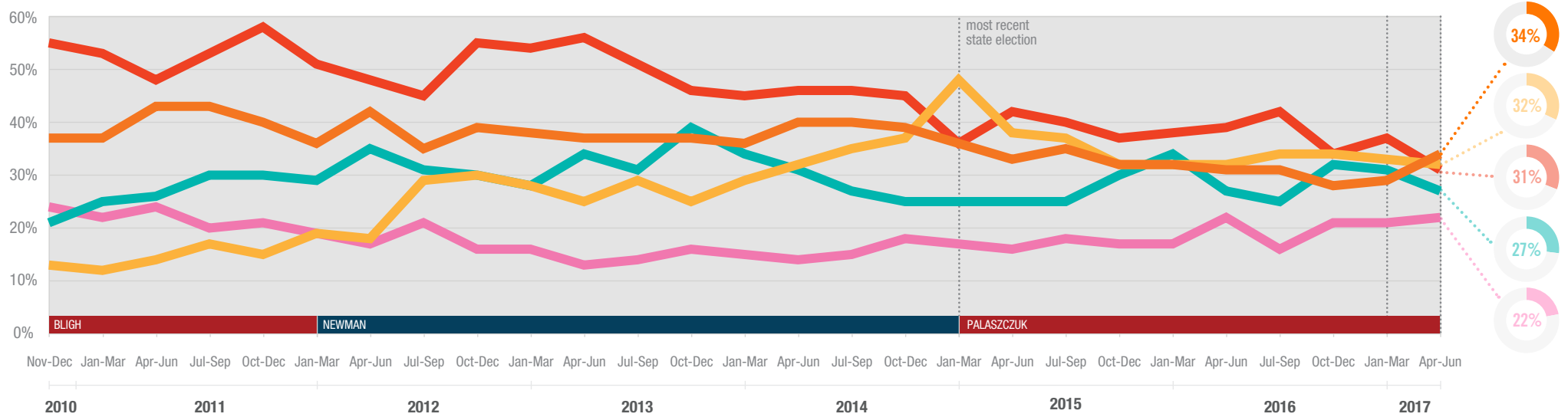
The top issues facing Queensland

Kylie Brosnan
 Head of Ipsos Public Affairs QLD
 ✉ kylie.brosnan@ipsos.com
 ☎ (07) 3016 7660

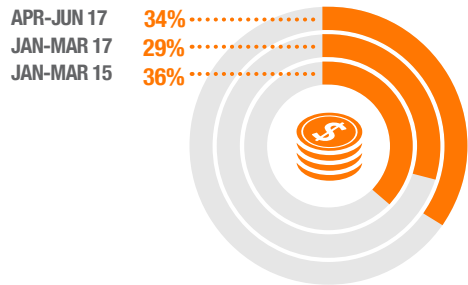
Kathy Benson
 Director, Strategy & Research
 ✉ kathy.benson@ipsos.com
 ☎ (07) 3016 7662



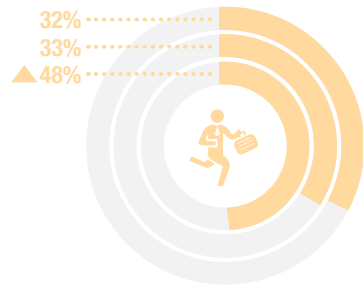
Each quarter we ask 600 Queenslanders to select the three most important issues facing their state. The top five issues facing Queensland between April and June 2017 are shown below. A summary of all issues facing Queensland can be found overleaf. If you would like to know more about the Ipsos Issues Monitor, or Ipsos Public Affairs in Queensland, please contact Kylie Brosnan or Kathy Benson.



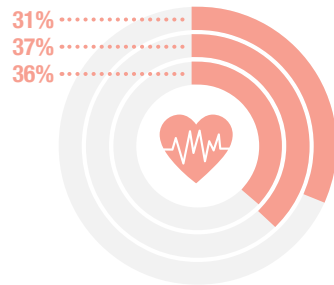
Cost of Living



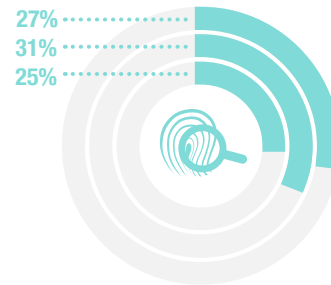
Unemployment



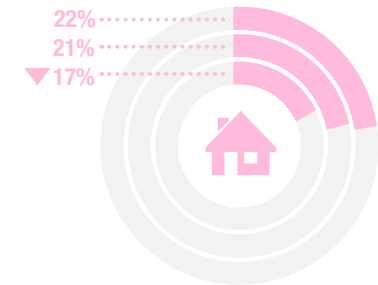
Healthcare



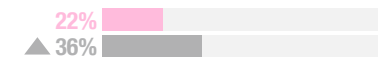

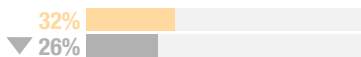
Crime



Housing



▲ significant difference compared with current quarter
 ▼ significant difference compared with current quarter



▲ significant difference compared with QLD
 ▼ significant difference compared with QLD



IPSOS ISSUES MONITOR JUNE 2017

The top issues facing Queensland

Kylie Brosnan
 Head of Ipsos Public Affairs QLD
 ✉ kylie.brosnan@ipsos.com
 ☎ (07) 3016 7660

Kathy Benson
 Director, Strategy & Research
 ✉ kathy.benson@ipsos.com
 ☎ (07) 3016 7662



	2010	2011	2012	2013	2014	2015	2016	JAN-MAR 2017	APR-JUN 2017
Cost of Living	37%	40%	38%	37%	39%	34%	30%	29%	34%
Unemployment	13%	14%	24%	27%	33%	39%	33%	33%	32%
Healthcare	55%	53%	50%	52%	45%	38%	38%	37%	31%
Crime	21%	28%	31%	33%	29%	27%	30%	31%	27%
Housing	24%	22%	18%	15%	15%	17%	19%	21%	22%
The Economy	19%	21%	23%	24%	26%	30%	25%	22%	22%
Drug Abuse	10%	9%	9%	10%	10%	17%	21%	18%	19%
Transport	17%	17%	15%	15%	12%	14%	17%	19%	18%
Petrol Prices	13%	26%	24%	21%	21%	15%	11%	14%	14%
Education	21%	14%	17%	17%	18%	17%	16%	17%	14%
Environment	13%	14%	10%	10%	9%	10%	11%	12%	13%
Poverty	9%	6%	6%	8%	9%	9%	11%	13%	12%
Immigration	6%	7%	7%	7%	7%	6%	7%	8%	10%
Personal Debt	17%	11%	10%	10%	8%	7%	9%	7%	7%
Taxation	3%	5%	6%	5%	6%	5%	6%	6%	7%
Population	12%	7%	5%	4%	4%	3%	5%	2%	6%
Defence	1%	1%	1%	1%	2%	5%	3%	4%	5%
Racism	3%	2%	2%	4%	3%	3%	4%	4%	5%
Indigenous Issues	5%	3%	3%	3%	3%	3%	4%	3%	3%