



# IPSOS ISSUES MONITOR JUNE 2017

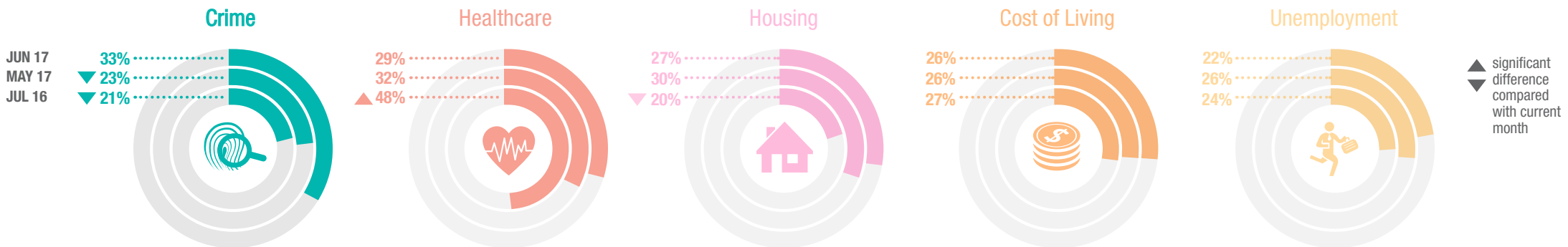
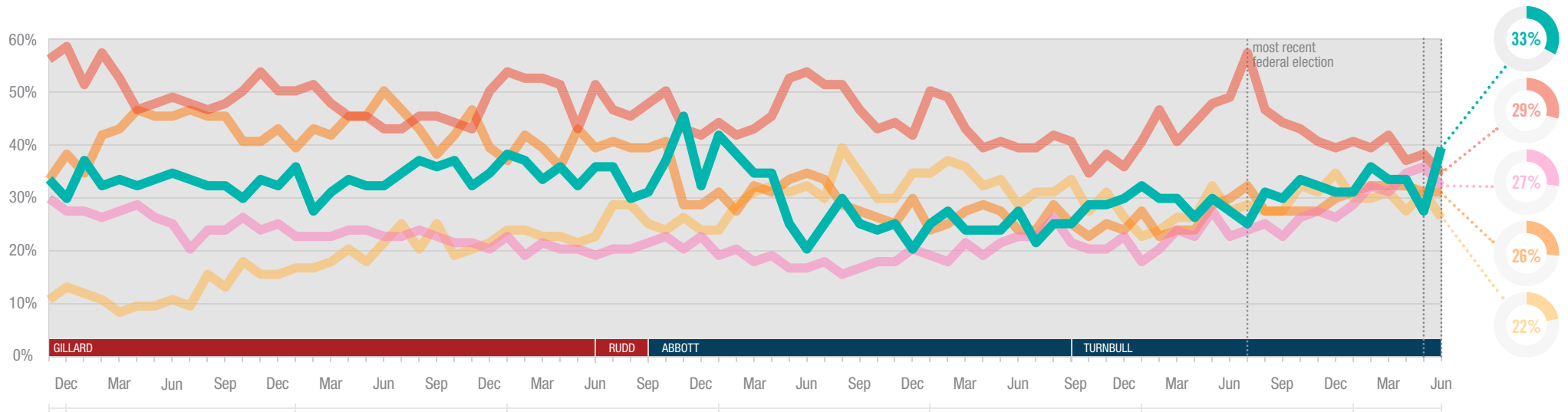
## The top issues facing Australia

**Daniel Evans**  
Deputy Managing Director  
✉ dan.evans@ipsos.com  
☎ (03) 9946 0850

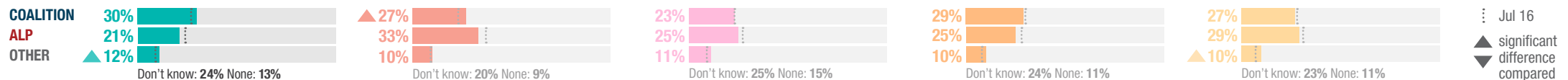
**Lucy Hedt**  
Project Manager  
✉ lucy.hedt@ipsos.com  
☎ (03) 9946 0832



Each month we ask 1,000 Australians to select the three most important issues facing the nation. The top five issues facing Australia in June 2017 are shown below. A summary of all issues facing Australia can be found overleaf. If you would like to know more about the Ipsos Issues Monitor, or Ipsos Public Affairs, please contact Daniel Evans or Lucy Hedt.



### Party most capable to manage the top issues facing Australia





# IPSOS ISSUES MONITOR JUNE 2017

The top issues facing Australia

Daniel Evans  
Deputy Managing Director  
✉ dan.evans@ipsos.com  
☎ (03) 9946 0850

Lucy Hedt  
Project Manager  
✉ lucy.hedt@ipsos.com  
☎ (03) 9946 0832



	2010	2011	2012	2013	2014	2015	2016	JAN 2017	FEB 2017	MAR 2017	APR 2017	MAY 2017	JUN 2017
<b>Crime</b>	26%	28%	28%	30%	24%	22%	25%	26%	30%	28%	28%	23%	33%
<b>Healthcare</b>	48%	42%	39%	41%	39%	34%	38%	34%	33%	35%	31%	32%	29%
<b>Housing</b>	24%	21%	19%	18%	15%	18%	20%	24%	27%	26%	29%	30%	27%
<b>Cost of Living</b>	30%	36%	36%	32%	25%	21%	23%	26%	27%	27%	27%	26%	26%
<b>Unemployment</b>	10%	10%	17%	21%	26%	26%	24%	25%	25%	26%	23%	26%	22%
<b>Defence</b>	5%	4%	3%	3%	8%	16%	12%	9%	11%	9%	11%	11%	21%
<b>Immigration</b>	19%	23%	22%	23%	20%	20%	20%	18%	19%	18%	19%	20%	21%
<b>The Economy</b>	20%	22%	26%	29%	42%	45%	33%	27%	27%	24%	27%	26%	20%
<b>Drug Abuse</b>	13%	12%	12%	12%	13%	16%	17%	16%	14%	18%	19%	15%	16%
<b>Poverty</b>	10%	10%	10%	11%	13%	12%	13%	16%	13%	13%	14%	14%	13%
<b>Education</b>	15%	12%	16%	19%	20%	17%	18%	16%	16%	17%	15%	19%	13%
<b>Environment</b>	20%	18%	13%	12%	10%	10%	12%	12%	15%	13%	10%	13%	12%
<b>Personal Debt</b>	15%	13%	12%	9%	6%	5%	7%	8%	8%	8%	10%	9%	9%
<b>Racism</b>	6%	6%	5%	6%	7%	8%	8%	7%	8%	8%	7%	7%	9%
<b>Taxation</b>	6%	7%	8%	6%	8%	10%	10%	9%	7%	8%	9%	8%	8%
<b>Population</b>	10%	8%	7%	7%	6%	6%	6%	7%	7%	7%	7%	7%	7%
<b>Transport</b>	10%	10%	10%	9%	7%	7%	8%	9%	8%	8%	7%	9%	7%
<b>Petrol Prices</b>	9%	15%	14%	11%	8%	4%	4%	7%	4%	7%	5%	5%	6%
<b>Indigenous Issues</b>	4%	3%	3%	2%	2%	2%	3%	3%	2%	2%	2%	2%	2%



# IPSOS ISSUES MONITOR JUNE 2017

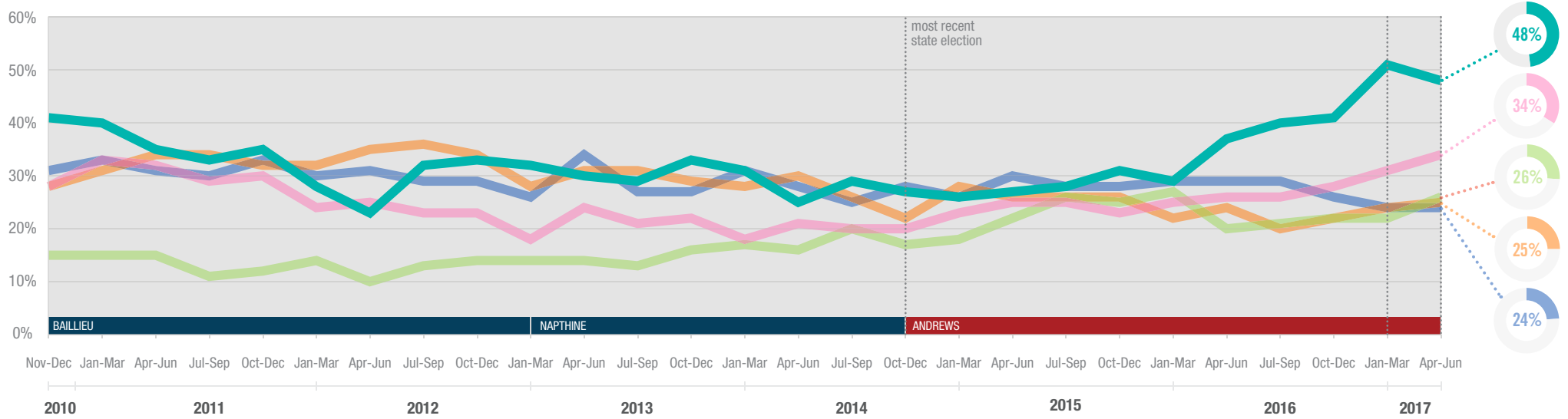
## The top issues facing Victoria

**Daniel Evans**  
Deputy Managing Director  
✉ dan.evans@ipsos.com  
☎ (03) 9946 0850

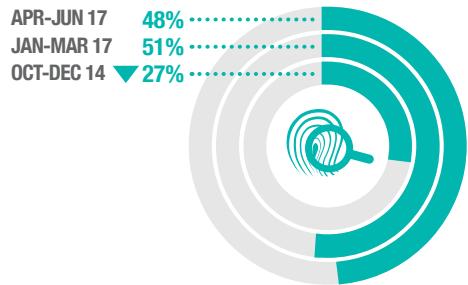
**Lucy Hedt**  
Project Manager  
✉ lucy.hedt@ipsos.com  
☎ (03) 9946 0832



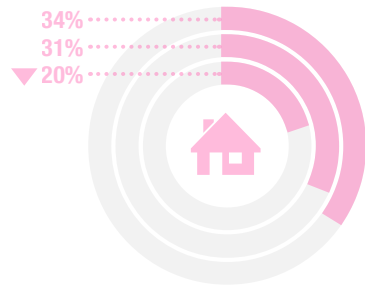
Each quarter we ask 800 Victorians to select the three most important issues facing their state. The top five issues facing Victoria between April and June 2017 are shown below. A summary of all issues facing Victoria can be found overleaf. If you would like to know more about the Ipsos Issues Monitor, or Ipsos Public Affairs in Victoria, please contact Daniel Evans or Lucy Hedt.



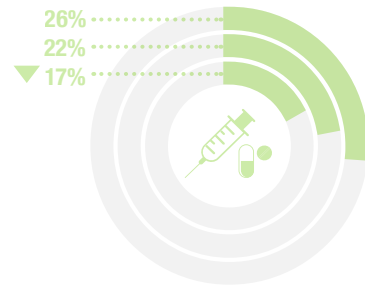
### Crime



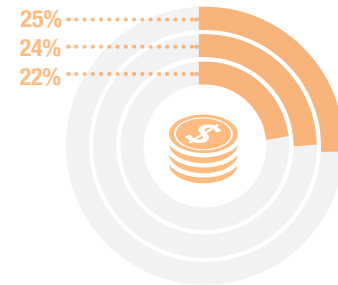
### Housing



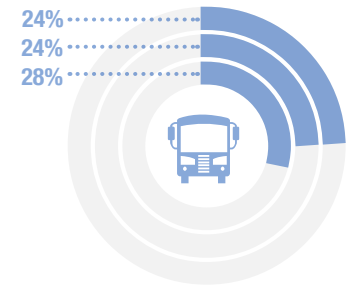
### Drug Abuse





### Cost of Living



### Transport



▲ significant difference compared with current quarter  
▼



▲ significant difference compared with Victoria  
▼



# IPSOS ISSUES MONITOR JUNE 2017

## The top issues facing Victoria

**Daniel Evans**  
 Deputy Managing Director  
 ✉ dan.evans@ipsos.com  
 ☎ (03) 9946 0850

**Lucy Hedt**  
 Project Manager  
 ✉ lucy.hedt@ipsos.com  
 ☎ (03) 9946 0832



	2010	2011	2012	2013	2014	2015	2016	JAN-MAR 2017	APR-JUN 2017
<b>Crime</b>	41%	36%	29%	31%	28%	28%	36%	51%	48%
<b>Housing</b>	28%	31%	24%	22%	20%	24%	26%	31%	34%
<b>Drug Abuse</b>	15%	13%	13%	14%	17%	23%	23%	22%	26%
<b>Cost of Living</b>	28%	33%	34%	30%	27%	26%	22%	24%	25%
<b>Transport</b>	31%	32%	30%	28%	28%	28%	28%	24%	24%
<b>Healthcare</b>	48%	43%	42%	46%	42%	34%	34%	29%	23%
<b>Unemployment</b>	8%	10%	23%	25%	35%	31%	24%	22%	20%
<b>Education</b>	16%	13%	21%	21%	20%	18%	17%	15%	13%
<b>Poverty</b>	7%	8%	7%	7%	9%	10%	12%	11%	13%
<b>Immigration</b>	6%	8%	7%	8%	7%	8%	10%	10%	12%
<b>The Economy</b>	12%	11%	16%	17%	20%	22%	17%	11%	10%
<b>Population</b>	8%	8%	7%	7%	7%	8%	9%	8%	10%
<b>Racism</b>	5%	6%	4%	5%	5%	5%	7%	6%	8%
<b>Environment</b>	17%	13%	8%	9%	8%	9%	9%	9%	8%
<b>Personal Debt</b>	11%	11%	10%	7%	6%	7%	7%	8%	7%
<b>Petrol Prices</b>	11%	18%	18%	16%	13%	7%	6%	8%	7%
<b>Defence</b>	2%	1%	1%	1%	2%	5%	4%	4%	7%
<b>Taxation</b>	4%	5%	5%	5%	5%	7%	7%	6%	5%
<b>Indigenous Issues</b>	1%	1%	1%	1%	1%	1%	2%	2%	1%