



IPSOS ISSUES MONITOR JUNE 2017

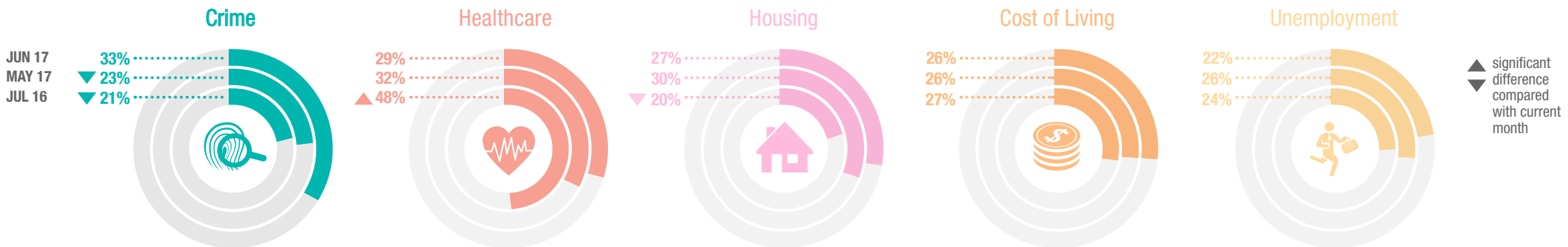
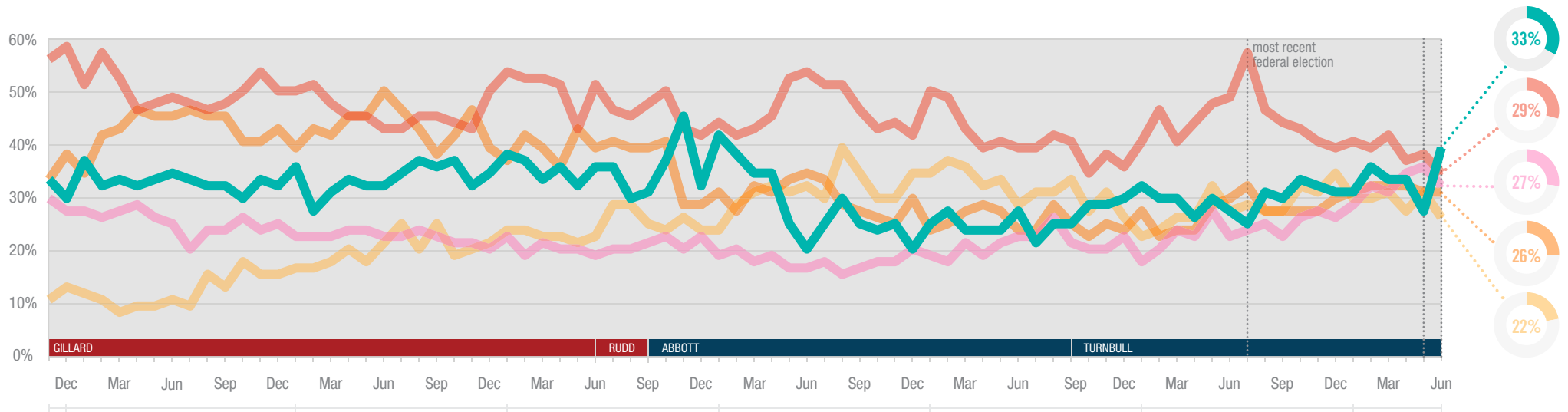
The top issues facing Australia

Daniel Evans
Deputy Managing Director
✉ dan.evans@ipsos.com
☎ (03) 9946 0850

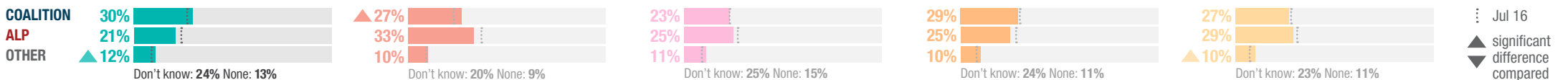
Lucy Hedt
Project Manager
✉ lucy.hedt@ipsos.com
☎ (03) 9946 0832



Each month we ask 1,000 Australians to select the three most important issues facing the nation. The top five issues facing Australia in June 2017 are shown below. A summary of all issues facing Australia can be found overleaf. If you would like to know more about the Ipsos Issues Monitor, or Ipsos Public Affairs, please contact Daniel Evans or Lucy Hedt.



Party most capable to manage the top issues facing Australia





IPSOS ISSUES MONITOR JUNE 2017

The top issues facing Australia

Daniel Evans
Deputy Managing Director
✉ dan.evans@ipsos.com
☎ (03) 9946 0850

Lucy Hedt
Project Manager
✉ lucy.hedt@ipsos.com
☎ (03) 9946 0832



| | 2010 | 2011 | 2012 | 2013 | 2014 | 2015 | 2016 | JAN 2017 | FEB 2017 | MAR 2017 | APR 2017 | MAY 2017 | JUN 2017 |
|-------------------|------|------|------|------|------|------|------|----------|----------|----------|----------|----------|----------|
| Crime | 26% | 28% | 28% | 30% | 24% | 22% | 25% | 26% | 30% | 28% | 28% | 23% | 33% |
| Healthcare | 48% | 42% | 39% | 41% | 39% | 34% | 38% | 34% | 33% | 35% | 31% | 32% | 29% |
| Housing | 24% | 21% | 19% | 18% | 15% | 18% | 20% | 24% | 27% | 26% | 29% | 30% | 27% |
| Cost of Living | 30% | 36% | 36% | 32% | 25% | 21% | 23% | 26% | 27% | 27% | 27% | 26% | 26% |
| Unemployment | 10% | 10% | 17% | 21% | 26% | 26% | 24% | 25% | 25% | 26% | 23% | 26% | 22% |
| Defence | 5% | 4% | 3% | 3% | 8% | 16% | 12% | 9% | 11% | 9% | 11% | 11% | 21% |
| Immigration | 19% | 23% | 22% | 23% | 20% | 20% | 20% | 18% | 19% | 18% | 19% | 20% | 21% |
| The Economy | 20% | 22% | 26% | 29% | 42% | 45% | 33% | 27% | 27% | 24% | 27% | 26% | 20% |
| Drug Abuse | 13% | 12% | 12% | 12% | 13% | 16% | 17% | 16% | 14% | 18% | 19% | 15% | 16% |
| Poverty | 10% | 10% | 10% | 11% | 13% | 12% | 13% | 16% | 13% | 13% | 14% | 14% | 13% |
| Education | 15% | 12% | 16% | 19% | 20% | 17% | 18% | 16% | 16% | 17% | 15% | 19% | 13% |
| Environment | 20% | 18% | 13% | 12% | 10% | 10% | 12% | 12% | 15% | 13% | 10% | 13% | 12% |
| Personal Debt | 15% | 13% | 12% | 9% | 6% | 5% | 7% | 8% | 8% | 8% | 10% | 9% | 9% |
| Racism | 6% | 6% | 5% | 6% | 7% | 8% | 8% | 7% | 8% | 8% | 7% | 7% | 9% |
| Taxation | 6% | 7% | 8% | 6% | 8% | 10% | 10% | 9% | 7% | 8% | 9% | 8% | 8% |
| Population | 10% | 8% | 7% | 7% | 6% | 6% | 6% | 7% | 7% | 7% | 7% | 7% | 7% |
| Transport | 10% | 10% | 10% | 9% | 7% | 7% | 8% | 9% | 8% | 8% | 7% | 9% | 7% |
| Petrol Prices | 9% | 15% | 14% | 11% | 8% | 4% | 4% | 7% | 4% | 7% | 5% | 5% | 6% |
| Indigenous Issues | 4% | 3% | 3% | 2% | 2% | 2% | 3% | 3% | 2% | 2% | 2% | 2% | 2% |



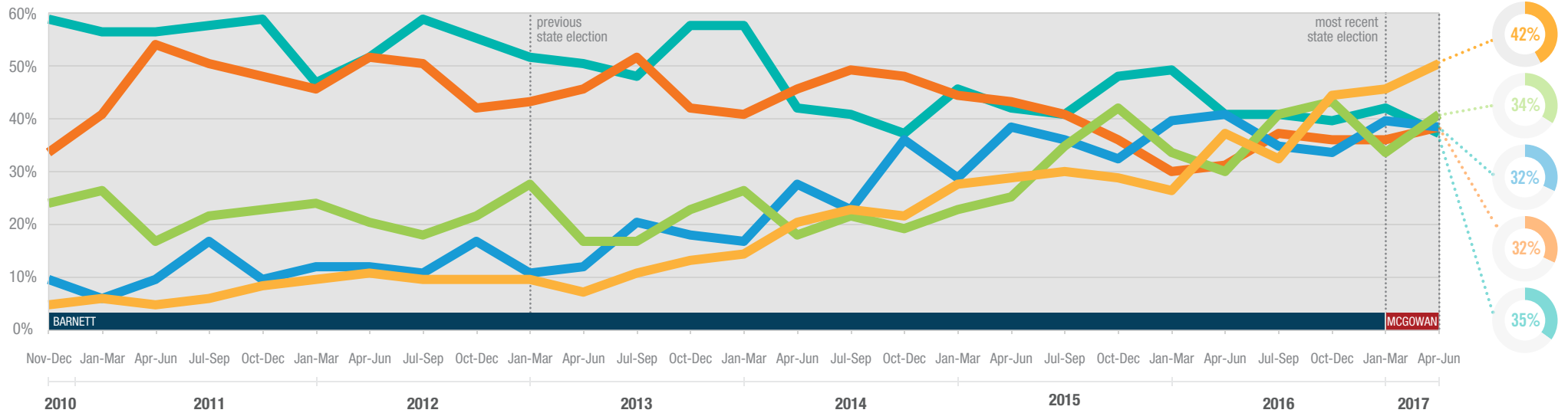
IPSOS ISSUES MONITOR JUNE 2017

The top issues facing Western Australia

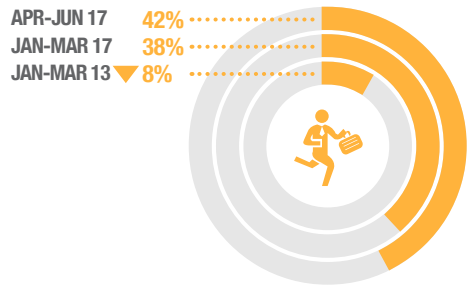
Shaun Griffin
General Manager WA
✉ shaun.griffin@ipsos.com
☎ (08) 9463 0761



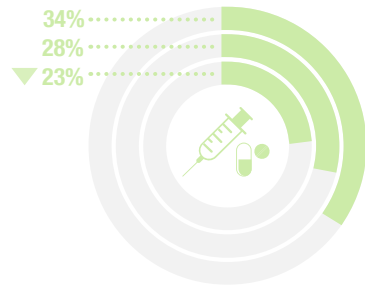
Each quarter we ask 300 Western Australians to select the three most important issues facing their state. The top five issues facing Western Australia between April and June 2017 are shown below. A summary of all issues facing Western Australia can be found overleaf. If you would like to know more about the Ipsos Issues Monitor, or Ipsos Public Affairs in Western Australia, please contact Shaun Griffin.



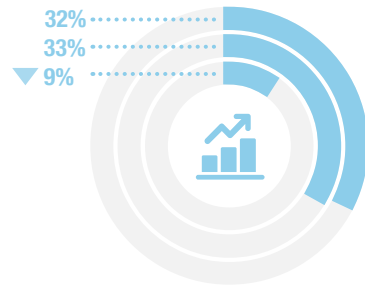
Unemployment



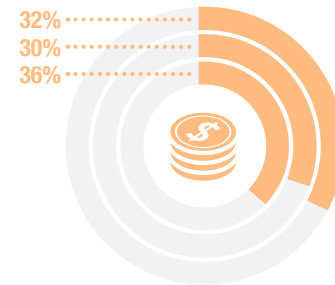
Drug Abuse



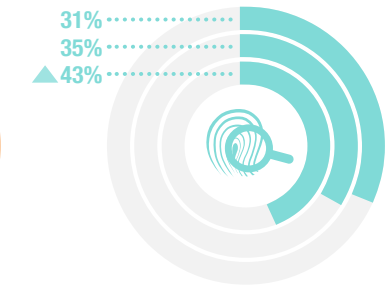
The Economy



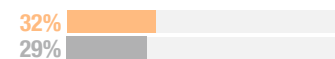
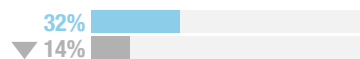

Cost of Living



Crime



▲ significant difference compared with current quarter
▼



▲ significant difference compared with WA
▼



IPSOS ISSUES MONITOR JUNE 2017

The top issues facing Western Australia

Shaun Griffin
General Manager WA
✉ shaun.griffin@ipsos.com
☎ (08) 9463 0761



| | 2010 | 2011 | 2012 | 2013 | 2014 | 2015 | 2016 | JAN-MAR 2017 | APR-JUN 2017 |
|--------------------------|------|------|------|------|------|------|------|--------------|--------------|
| Unemployment | 4% | 5% | 8% | 9% | 16% | 24% | 29% | 38% | 42% |
| Drug Abuse | 20% | 18% | 18% | 18% | 18% | 26% | 31% | 28% | 34% |
| The Economy | 8% | 9% | 11% | 13% | 21% | 28% | 31% | 33% | 32% |
| Cost of Living | 28% | 40% | 39% | 38% | 38% | 34% | 28% | 30% | 32% |
| Crime | 49% | 48% | 44% | 43% | 37% | 37% | 36% | 35% | 31% |
| Housing | 24% | 31% | 32% | 33% | 27% | 23% | 19% | 19% | 24% |
| Healthcare | 52% | 36% | 34% | 39% | 33% | 31% | 35% | 30% | 23% |
| Personal Debt | 15% | 12% | 10% | 9% | 8% | 8% | 8% | 9% | 12% |
| Transport | 6% | 12% | 15% | 21% | 18% | 18% | 16% | 15% | 12% |
| Education | 13% | 10% | 12% | 16% | 19% | 13% | 14% | 13% | 10% |
| Poverty | 7% | 7% | 9% | 8% | 10% | 9% | 9% | 9% | 8% |
| Environment | 24% | 19% | 17% | 12% | 9% | 8% | 9% | 6% | 8% |
| Immigration | 19% | 16% | 14% | 11% | 10% | 8% | 8% | 8% | 7% |
| Racism | 8% | 5% | 4% | 3% | 3% | 4% | 4% | 5% | 6% |
| Taxation | 4% | 5% | 6% | 4% | 7% | 8% | 7% | 6% | 5% |
| Petrol Prices | 7% | 17% | 14% | 11% | 12% | 7% | 6% | 7% | 4% |
| Indigenous Issues | 5% | 4% | 6% | 4% | 3% | 4% | 3% | 3% | 3% |
| Defence | 3% | 1% | 2% | 2% | 3% | 4% | 3% | 2% | 3% |
| Population | 6% | 3% | 6% | 6% | 6% | 5% | 6% | 3% | 2% |