



# IPSOS ISSUES MONITOR MARCH 2017

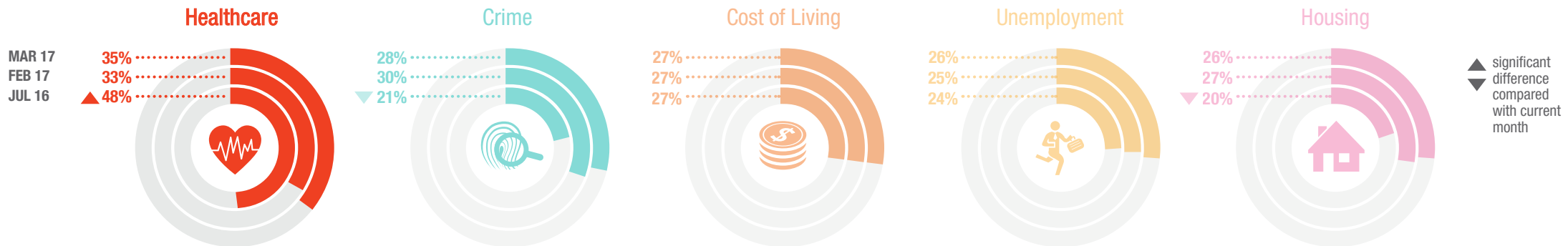
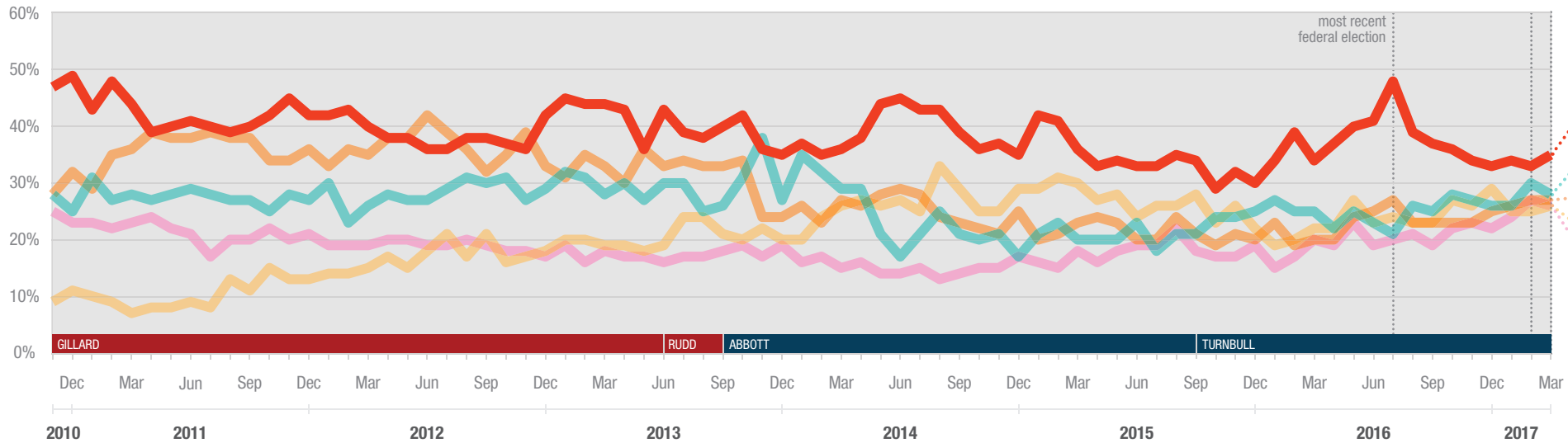
## The top issues facing Australia

**Daniel Evans**  
Deputy Managing Director  
✉ dan.evans@ipsos.com  
☎ (03) 9946 0850

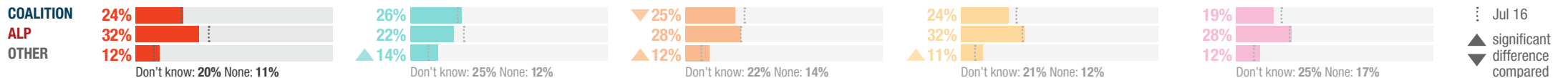
**Lucy Hedt**  
Research Executive  
✉ lucy.hedt@ipsos.com  
☎ (03) 9946 0832



Each month we ask 1,000 Australians to select the three most important issues facing the nation. The top five issues facing Australia in March 2017 are shown below. A summary of all issues facing Australia can be found overleaf. If you would like to know more about the Ipsos Issues Monitor, or Ipsos Public Affairs, please contact Daniel Evans or Lucy Hedt.



### Party most capable to manage the top issues facing Australia





# IPSOS ISSUES MONITOR MARCH 2017

The top issues facing Australia

Daniel Evans  
Deputy Managing Director  
✉ dan.evans@ipsos.com  
☎ (03) 9946 0850

Lucy Hedt  
Research Executive  
✉ lucy.hedt@ipsos.com  
☎ (03) 9946 0832



	2010	2011	2012	2013	2014	2015	2016	JAN 2017	FEB 2017	MAR 2017
<b>Healthcare</b>	48%	42%	39%	41%	39%	34%	38%	34%	33%	35%
<b>Crime</b>	26%	28%	28%	30%	24%	22%	25%	26%	30%	28%
<b>Cost of Living</b>	30%	36%	36%	32%	25%	21%	23%	26%	27%	27%
<b>Unemployment</b>	10%	10%	17%	21%	26%	26%	24%	25%	25%	26%
<b>Housing</b>	24%	21%	19%	18%	15%	18%	20%	24%	27%	26%
<b>The Economy</b>	20%	22%	26%	29%	42%	45%	33%	27%	27%	24%
<b>Immigration</b>	19%	23%	22%	23%	20%	20%	20%	18%	19%	18%
<b>Drug Abuse</b>	13%	12%	12%	12%	13%	16%	17%	16%	14%	18%
<b>Education</b>	15%	12%	16%	19%	20%	17%	18%	16%	16%	17%
<b>Environment</b>	20%	18%	13%	12%	10%	10%	12%	12%	15%	13%
<b>Poverty</b>	10%	10%	10%	11%	13%	12%	13%	16%	13%	13%
<b>Defence</b>	5%	4%	3%	3%	8%	16%	12%	9%	11%	9%
<b>Transport</b>	10%	10%	10%	9%	7%	7%	8%	9%	8%	8%
<b>Personal Debt</b>	15%	13%	12%	9%	6%	5%	7%	8%	8%	8%
<b>Racism</b>	6%	6%	5%	6%	7%	8%	8%	7%	8%	8%
<b>Taxation</b>	6%	7%	8%	6%	8%	10%	10%	9%	7%	8%
<b>Population</b>	10%	8%	7%	7%	6%	6%	6%	7%	7%	7%
<b>Petrol Prices</b>	9%	15%	14%	11%	8%	4%	4%	7%	4%	7%
<b>Indigenous Issues</b>	4%	3%	3%	2%	2%	2%	3%	3%	2%	2%



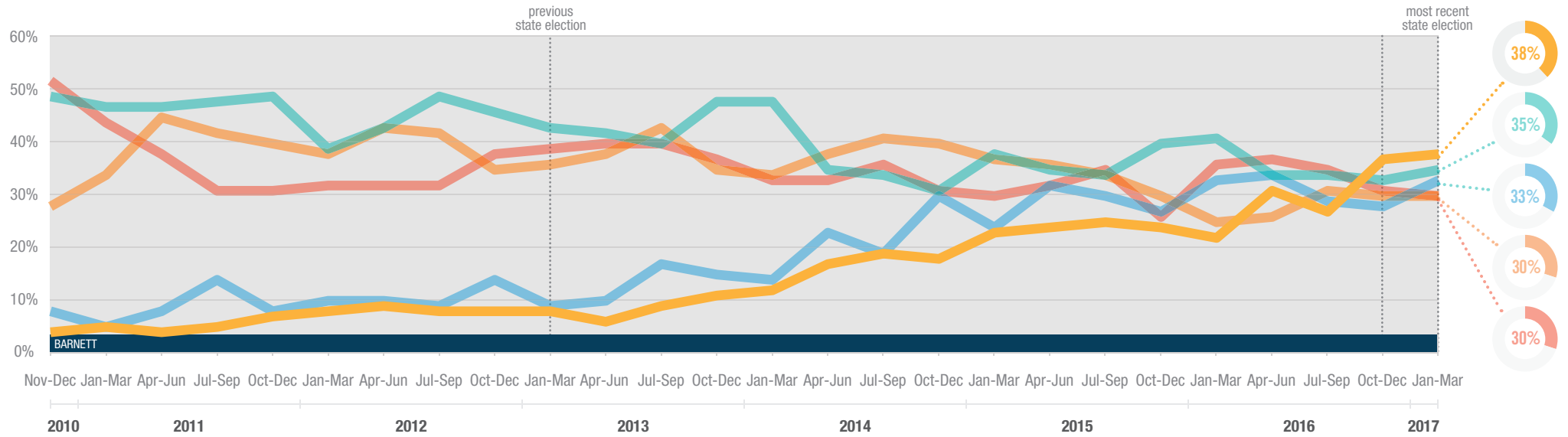
# IPSOS ISSUES MONITOR MARCH 2017

## The top issues facing Western Australia

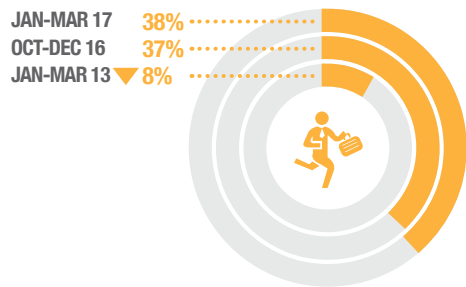
Shaun Griffin  
General Manager WA  
✉ shaun.griffin@ipsos.com  
☎ (08) 9463 0761



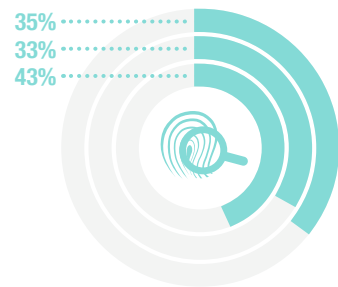
Each quarter we ask 300 Western Australians to select the three most important issues facing their state. The top five issues facing Western Australia between January and March 2017 are shown below. A summary of all issues facing Western Australia can be found overleaf. If you would like to know more about the Ipsos Issues Monitor, or Ipsos Public Affairs in Western Australia, please contact Shaun Griffin.



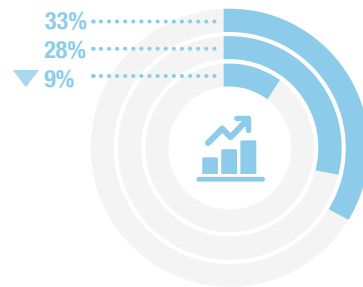
### Unemployment



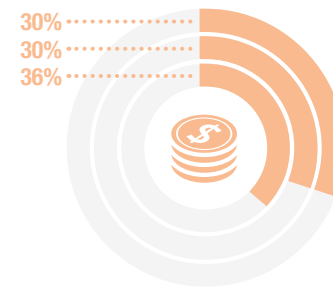
### Crime



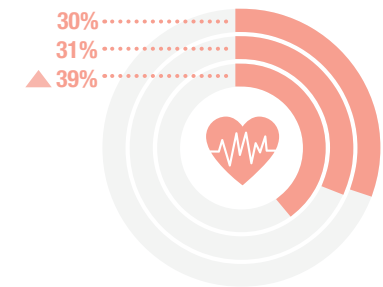
### The Economy



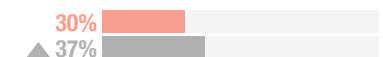
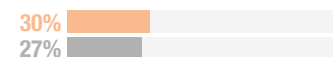
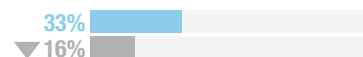
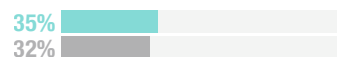
### Cost of Living



### Healthcare



▲ significant difference compared with current quarter  
▼



▲ significant difference compared with WA  
▼








# IPSOS ISSUES MONITOR MARCH 2017

The top issues facing Western Australia

Shaun Griffin  
General Manager WA  
✉ shaun.griffin@ipsos.com  
☎ (08) 9463 0761



	2010	2011	2012	2013	2014	2015	2016	JAN-MAR 2017
 <b>Unemployment</b>	4%	5%	8%	9%	16%	24%	29%	38%
 <b>Crime</b>	49%	48%	44%	43%	37%	37%	36%	35%
 <b>The Economy</b>	8%	9%	11%	13%	21%	28%	31%	33%
 <b>Cost of Living</b>	28%	40%	39%	38%	38%	34%	28%	30%
 <b>Healthcare</b>	52%	36%	34%	39%	33%	31%	35%	30%
<b>Drug Abuse</b>	20%	18%	18%	18%	18%	26%	31%	28%
<b>Housing</b>	24%	31%	32%	33%	27%	23%	19%	19%
<b>Transport</b>	6%	12%	15%	21%	18%	18%	16%	15%
<b>Education</b>	13%	10%	12%	16%	19%	13%	14%	13%
<b>Personal Debt</b>	15%	12%	10%	9%	8%	8%	8%	9%
<b>Poverty</b>	7%	7%	9%	8%	10%	9%	9%	9%
<b>Immigration</b>	19%	16%	14%	11%	10%	8%	8%	8%
<b>Petrol Prices</b>	7%	17%	14%	11%	12%	7%	6%	7%
<b>Taxation</b>	4%	5%	6%	4%	7%	8%	7%	6%
<b>Environment</b>	24%	19%	17%	12%	9%	8%	9%	6%
<b>Racism</b>	8%	5%	4%	3%	3%	4%	4%	5%
<b>Population</b>	6%	3%	6%	6%	6%	5%	6%	3%
<b>Indigenous Issues</b>	5%	4%	6%	4%	3%	4%	3%	3%
<b>Defence</b>	3%	1%	2%	2%	3%	4%	3%	2%