



IPSOS ISSUES MONITOR SEPTEMBER 2016

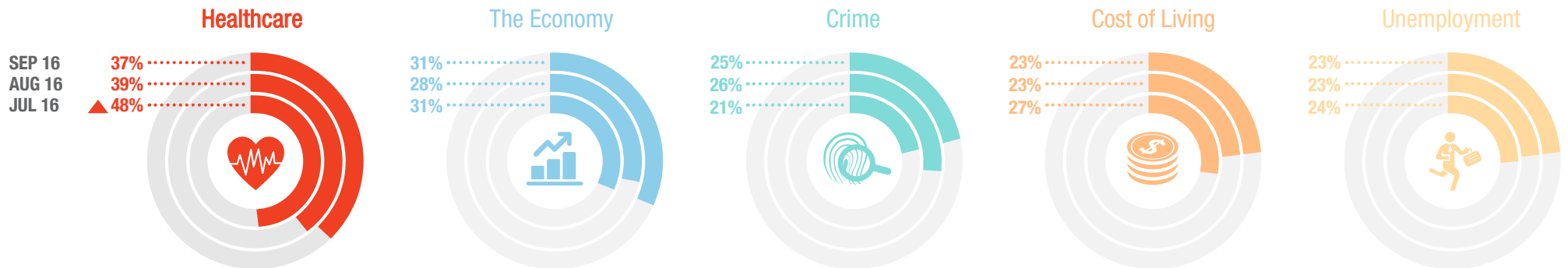
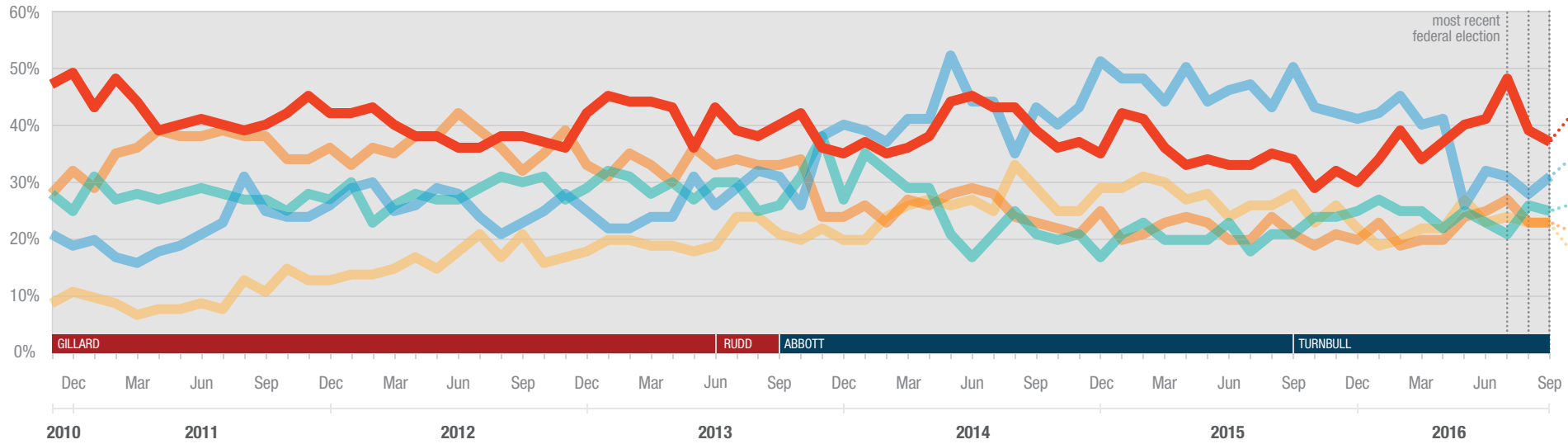
The top issues facing Australia

Daniel Evans
Deputy Managing Director
dan.evans@ipsos.com
(03) 9946 0850

Julia Knapp
Research Manager
julia.knapp@ipsos.com
(03) 9946 0845



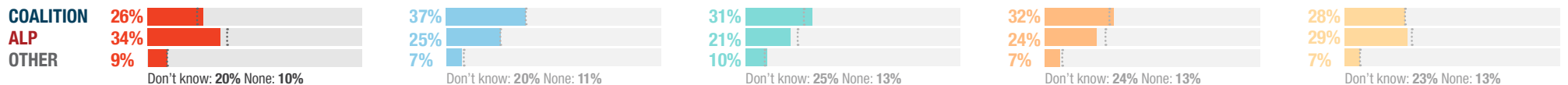
Each month we ask 1,000 Australians to select the three most important issues facing the nation. The top five issues facing Australia in September 2016 are shown below. A summary of all issues facing Australia can be found overleaf. If you would like to know more about the Ipsos Issues Monitor, or Ipsos Public Affairs, please contact Daniel Evans or Julia Knapp.



▲ significant difference compared to Jun 16

⋮ Jul 16
▲ significant difference compared to Jul 16

Party most capable to manage the top issues facing Australia





IPSOS ISSUES MONITOR SEPTEMBER 2016

The top issues facing Australia

Daniel Evans
Deputy Managing Director
✉ dan.evans@ipsos.com
☎ (03) 9946 0850

Julia Knapp
Research Manager
✉ julia.knapp@ipsos.com
☎ (03) 9946 0845



	2010	2011	2012	2013	2014	2015	JAN 2016	FEB 2016	MAR 2016	APR 2016	MAY 2016	JUN 2016	JUL 2016	AUG 2016	SEP 2016	OCT 2016	NOV 2016	DEC 2016
Healthcare	48%	42%	39%	41%	39%	34%	34%	39%	34%	37%	40%	41%	48%	39%	37%			
The Economy	20%	22%	26%	29%	42%	45%	42%	45%	40%	41%	26%	32%	31%	28%	31%			
Crime	26%	28%	28%	30%	24%	22%	27%	25%	25%	22%	25%	23%	21%	26%	25%			
Cost of Living	30%	36%	36%	32%	25%	21%	23%	19%	20%	20%	24%	25%	27%	23%	23%			
Unemployment	10%	10%	17%	21%	26%	26%	19%	20%	22%	22%	27%	23%	24%	23%	23%			
Immigration	19%	23%	22%	23%	20%	20%	24%	25%	23%	24%	15%	16%	19%	18%	20%			
Housing	24%	21%	19%	18%	15%	18%	15%	17%	20%	19%	23%	19%	20%	21%	19%			
Drug Abuse	13%	12%	12%	12%	13%	16%	20%	17%	20%	18%	13%	14%	12%	16%	18%			
Education	15%	12%	16%	19%	20%	17%	16%	18%	21%	21%	20%	20%	21%	19%	18%			
Poverty	10%	10%	10%	11%	13%	12%	11%	12%	10%	11%	14%	14%	11%	13%	15%			
Defence	5%	4%	3%	3%	8%	16%	17%	13%	11%	12%	11%	10%	11%	15%	13%			
Environment	20%	18%	13%	12%	10%	10%	9%	8%	9%	8%	13%	17%	12%	13%	12%			
Transport	10%	10%	10%	9%	7%	7%	5%	6%	6%	8%	11%	9%	7%	8%	9%			
Racism	6%	6%	5%	6%	7%	8%	9%	8%	9%	9%	5%	5%	7%	8%	9%			
Taxation	6%	7%	8%	6%	8%	10%	12%	13%	11%	13%	10%	10%	9%	8%	9%			
Population	10%	8%	7%	7%	6%	6%	5%	7%	7%	5%	6%	8%	6%	6%	7%			
Personal Debt	15%	13%	12%	9%	6%	5%	4%	4%	6%	5%	8%	7%	8%	7%	6%			
Petrol Prices	9%	15%	14%	11%	8%	4%	3%	3%	3%	3%	5%	5%	4%	4%	4%			
Indigenous Issues	4%	3%	3%	2%	2%	2%	3%	3%	3%	2%	3%	2%	2%	4%	2%			



IPSOS ISSUES MONITOR SEPTEMBER 2016

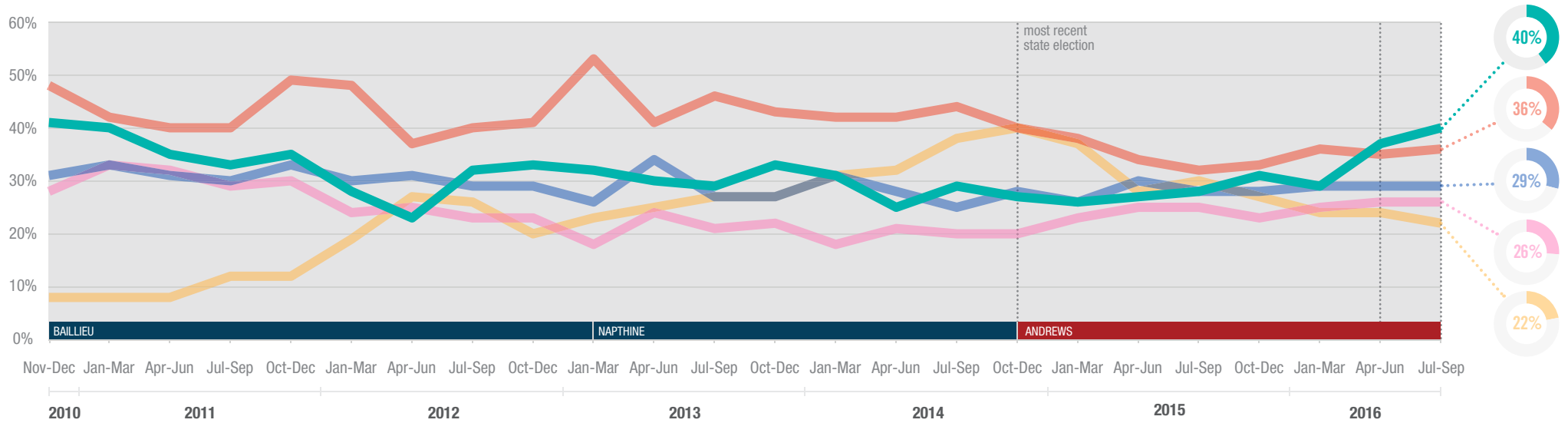
The top issues facing Victoria

Daniel Evans
Deputy Managing Director
dan.evans@ipsos.com
(03) 9946 0850

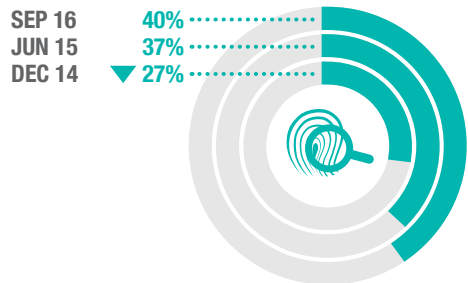
Julia Knapp
Research Manager
julia.knapp@ipsos.com
(03) 9946 0845



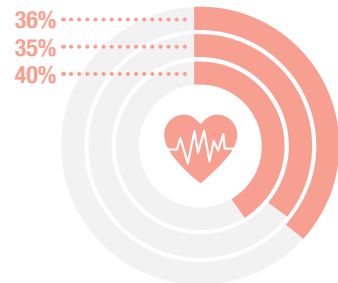
Each quarter we ask 750 Victorians to select the three most important issues facing their state. The top five issues facing Victoria between July and September 2016 are shown below. A summary of all issues facing Victoria can be found overleaf. If you would like to know more about the Ipsos Issues Monitor, or Ipsos Public Affairs in Victoria, please contact Daniel Evans or Julia Knapp.



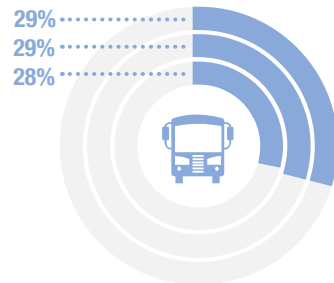
Crime



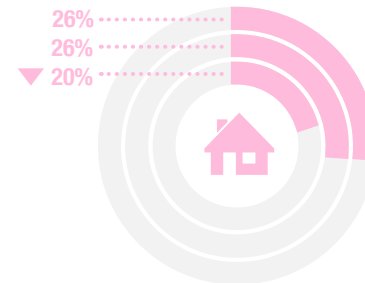
Healthcare



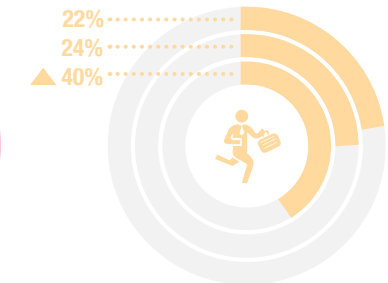
Transport



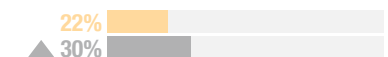
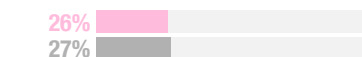
Housing



Unemployment



▲ significant difference compared to Jun 16





IPSOS ISSUES MONITOR SEPTEMBER 2016

The top issues facing Victoria

Daniel Evans
Deputy Managing Director
✉ dan.evans@ipsos.com
☎ (03) 9946 0850

Julia Knapp
Research Manager
✉ julia.knapp@ipsos.com
☎ (03) 9946 0845



	2010	2011	2012	2013	2014	2015	JAN-MAR 2016	APR-JUN 2016	JUL-SEP 2016	OCT-DEC 2016
Crime	41%	36%	29%	31%	28%	28%	29%	37%	40%	
Healthcare	48%	43%	42%	46%	42%	34%	36%	35%	36%	
Transport	31%	32%	30%	28%	28%	28%	29%	29%	29%	
Housing	28%	31%	24%	22%	20%	24%	25%	26%	26%	
Unemployment	8%	10%	23%	25%	35%	31%	24%	24%	22%	
Drug Abuse	15%	13%	13%	14%	17%	23%	27%	20%	21%	
Cost of Living	28%	33%	34%	30%	27%	26%	22%	24%	20%	
Education	16%	13%	21%	21%	20%	18%	17%	16%	18%	
The Economy	12%	11%	16%	17%	20%	22%	21%	17%	16%	
Poverty	7%	8%	7%	7%	9%	10%	10%	11%	12%	
Immigration	6%	8%	7%	8%	7%	8%	10%	12%	10%	
Environment	17%	13%	8%	9%	8%	9%	8%	8%	10%	
Population	8%	8%	7%	7%	7%	8%	8%	8%	8%	
Racism	5%	6%	4%	5%	5%	5%	5%	7%	7%	
Personal Debt	11%	11%	10%	7%	6%	7%	7%	7%	7%	
Taxation	4%	5%	5%	5%	5%	7%	8%	7%	6%	
Defence	2%	1%	1%	1%	2%	5%	5%	3%	5%	
Petrol Prices	11%	18%	18%	16%	13%	7%	7%	7%	4%	
Indigenous Issues	1%	1%	1%	1%	1%	1%	2%	1%	1%	