



IPSOS ISSUES MONITOR DECEMBER 2016

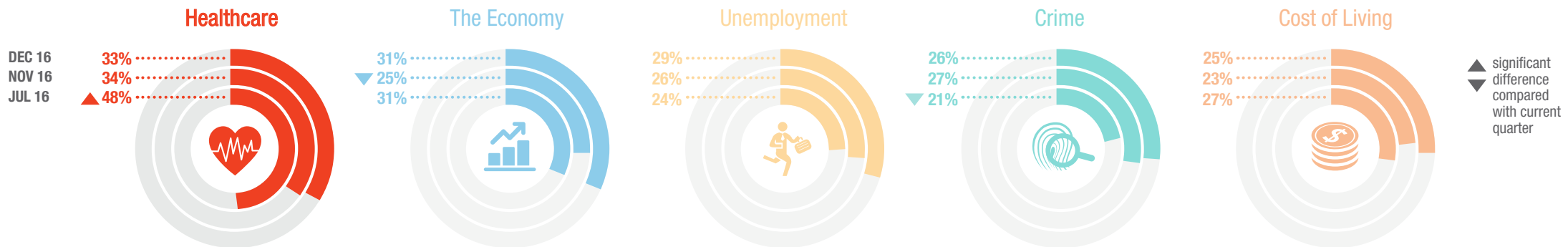
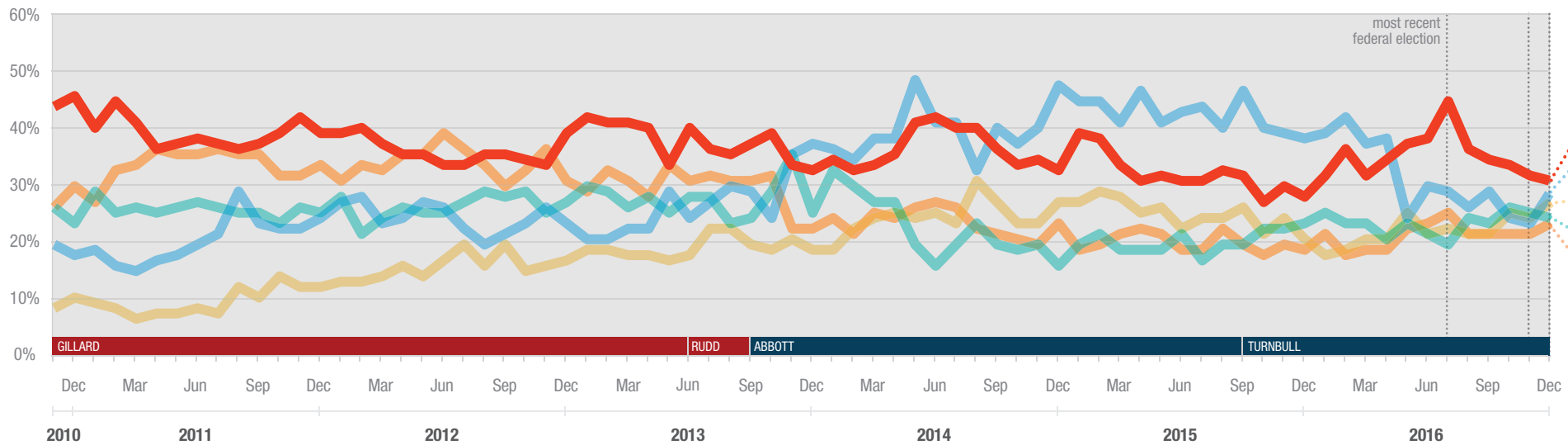
The top issues facing Australia

Daniel Evans
Deputy Managing Director
✉ dan.evans@ipsos.com
☎ (03) 9946 0850

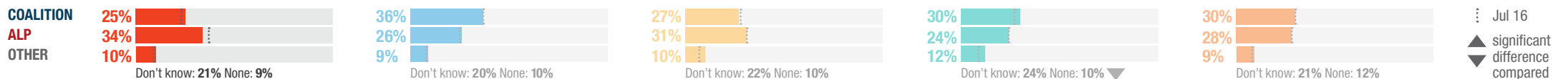
Lucy Hedt
Research Executive
✉ lucy.hedt@ipsos.com
☎ (03) 9946 0832



Each month we ask 1,000 Australians to select the three most important issues facing the nation. The top five issues facing Australia in December 2016 are shown below. A summary of all issues facing Australia can be found overleaf. If you would like to know more about the Ipsos Issues Monitor, or Ipsos Public Affairs, please contact Daniel Evans.



Party most capable to manage the top issues facing Australia





IPSOS ISSUES MONITOR DECEMBER 2016

The top issues facing Australia

Daniel Evans
Deputy Managing Director
✉ dan.evans@ipsos.com
☎ (03) 9946 0850

Lucy Hedt
Research Executive
✉ lucy.hedt@ipsos.com
☎ (03) 9946 0832



	2010	2011	2012	2013	2014	2015	JAN 2016	FEB 2016	MAR 2016	APR 2016	MAY 2016	JUN 2016	JUL 2016	AUG 2016	SEP 2016	OCT 2016	NOV 2016	DEC 2016
Healthcare	48%	42%	39%	41%	39%	34%	34%	39%	34%	37%	40%	41%	48%	39%	37%	36%	34%	33%
The Economy	20%	22%	26%	29%	42%	45%	42%	45%	40%	41%	26%	32%	31%	28%	31%	26%	25%	31%
Unemployment	10%	10%	17%	21%	26%	26%	19%	20%	22%	22%	27%	23%	24%	23%	23%	27%	26%	29%
Crime	26%	28%	28%	30%	24%	22%	27%	25%	25%	22%	25%	23%	21%	26%	25%	28%	27%	26%
Cost of Living	30%	36%	36%	32%	25%	21%	23%	19%	20%	20%	24%	25%	27%	23%	23%	23%	23%	25%
Housing	24%	21%	19%	18%	15%	18%	15%	17%	20%	19%	23%	19%	20%	21%	19%	22%	23%	22%
Immigration	19%	23%	22%	23%	20%	20%	24%	25%	23%	24%	15%	16%	19%	18%	20%	19%	21%	20%
Drug Abuse	13%	12%	12%	12%	13%	16%	20%	17%	20%	18%	13%	14%	12%	16%	18%	17%	20%	16%
Education	15%	12%	16%	19%	20%	17%	16%	18%	21%	21%	20%	20%	21%	19%	18%	17%	16%	15%
Poverty	10%	10%	10%	11%	13%	12%	11%	12%	10%	11%	14%	14%	11%	13%	15%	15%	15%	13%
Environment	20%	18%	13%	12%	10%	10%	9%	8%	9%	8%	13%	17%	12%	13%	12%	13%	13%	12%
Defence	5%	4%	3%	3%	8%	16%	17%	13%	11%	12%	11%	10%	11%	15%	13%	11%	11%	10%
Racism	6%	6%	5%	6%	7%	8%	9%	8%	9%	9%	5%	5%	7%	8%	9%	8%	8%	8%
Personal Debt	15%	13%	12%	9%	6%	5%	4%	4%	6%	5%	8%	7%	8%	7%	6%	7%	8%	8%
Taxation	6%	7%	8%	6%	8%	10%	12%	13%	11%	13%	10%	10%	9%	8%	9%	8%	7%	8%
Population	10%	8%	7%	7%	6%	6%	5%	7%	7%	5%	6%	8%	6%	6%	7%	6%	7%	8%
Transport	10%	10%	10%	9%	7%	7%	5%	6%	6%	8%	11%	9%	7%	8%	9%	9%	8%	7%
Petrol Prices	9%	15%	14%	11%	8%	4%	3%	3%	3%	3%	5%	5%	4%	4%	4%	4%	4%	6%
Indigenous Issues	4%	3%	3%	2%	2%	2%	3%	3%	3%	2%	3%	2%	2%	4%	2%	2%	4%	3%