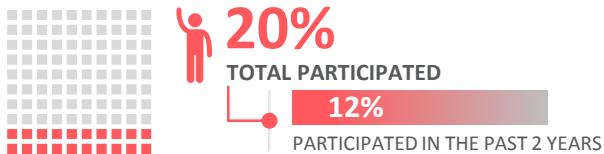


# CANADIANS' VIEWS ON MUNICIPAL PUBLIC CONSULTATIONS



## PARTICIPATION IN MUNICIPAL PUBLIC CONSULTATIONS



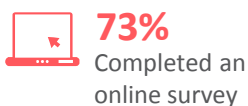
## MUNICIPAL PUBLIC CONSULTATION EXPERIENCES

(among those who participated in the past two years)

	% AGREE
There was adequate opportunity to express my opinions	81%
Overall, my experience was a positive one	77%
The process made me feel positive about the sponsoring municipality	67%
The sponsoring municipality was really listening to the feedback	63%
I think the sponsoring municipality took the feedback into account in making its decision about next steps	56%

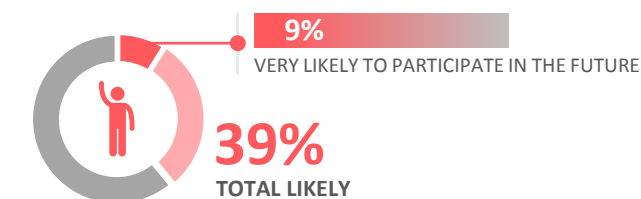
## METHOD OF PARTICIPATION

(among those who participated in the past two years)



Less than half (45%) report attending an in-person open-house, town hall meeting, or public engagement event. Claimed participation in other forms of public consultation is even lower: 36% say they took part through social media (Facebook, Twitter, etc.), 31% say they participated in an online discussion, 19% say they participated in a focus group, and 15% say they provided input to a municipality in another way.

## LIKELIHOOD OF PARTICIPATING IN THE FUTURE



## PREFERRED FORMATS

80%	Completing an online survey	37%	Attending a workshop
68%	Completing a mail survey	35%	Participating in a telephone survey
43%	Attending an open house	31%	Providing input to the municipality's Facebook page
40%	Taking part in an online forum	30%	Attending a Councillor-led meeting
38%	Attending a focus group	17%	Providing input to the municipality's Twitter account
38%	Attending a town hall		

## TOP 5 BARRIERS TO PARTICIPATION

1	I don't hear about them	62%
2	I feel like a few strong voices always dominate these discussions	55%
3	I don't think my contributions would have an impact on the final decision	44%
4	I don't like participating in group discussions	40%
5	They run them at times that are inconvenient for me	39%

Data for this infographic was generated by an online survey of 1,002 adult Canadians conducted from March 3 to 8, 2017.

The results are featured in the July 2017 issue of Municipal World magazine.

For more information, please contact Catherine Knaus, Director, Canada, Ipsos Public Affairs: 778.373.5131 | catherine.knaus@ipsos.com