


# PUBLIC PERSPECTIVES

---



Is the World a More  
Dangerous Place?

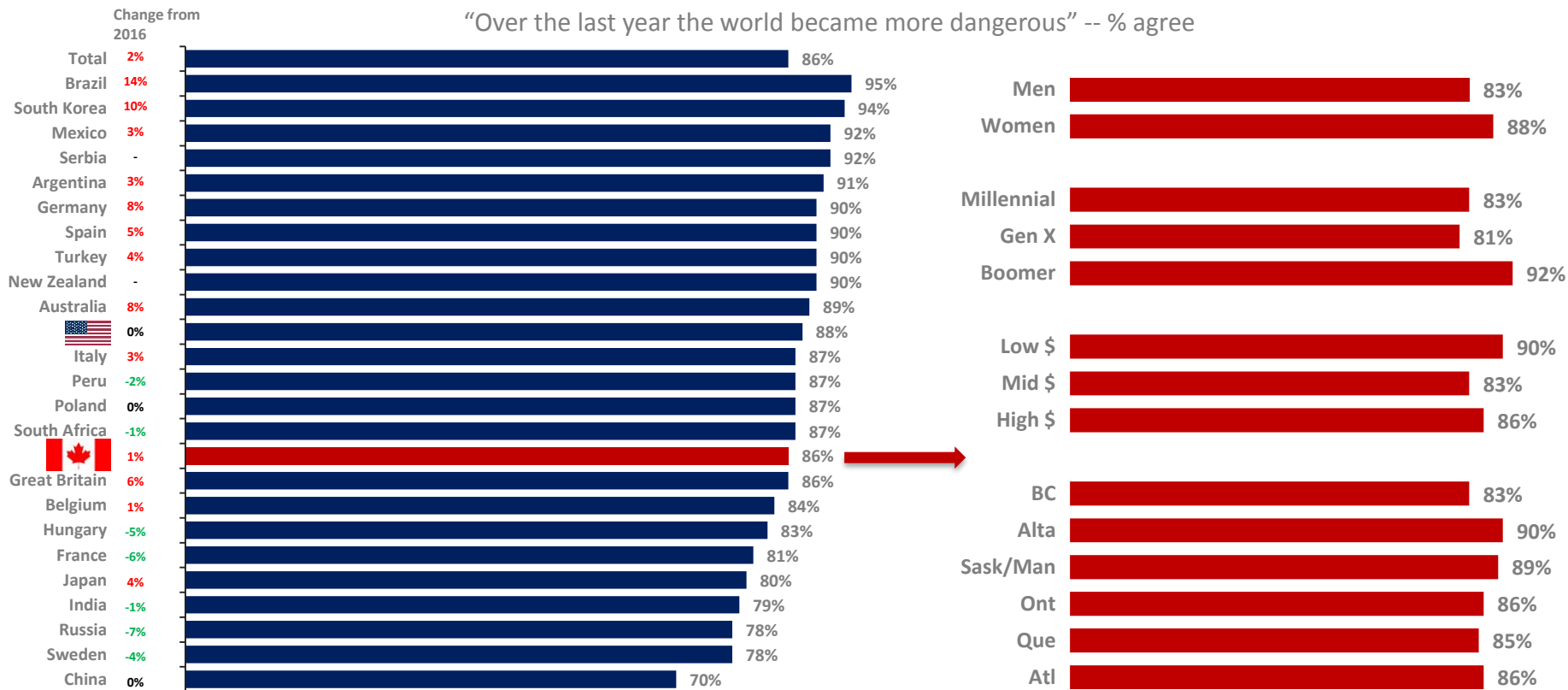
What Canadians Think

June 2017



# Citizens worldwide overwhelmingly believe the world has become a more dangerous place over the last year; 86% of Canadians agree

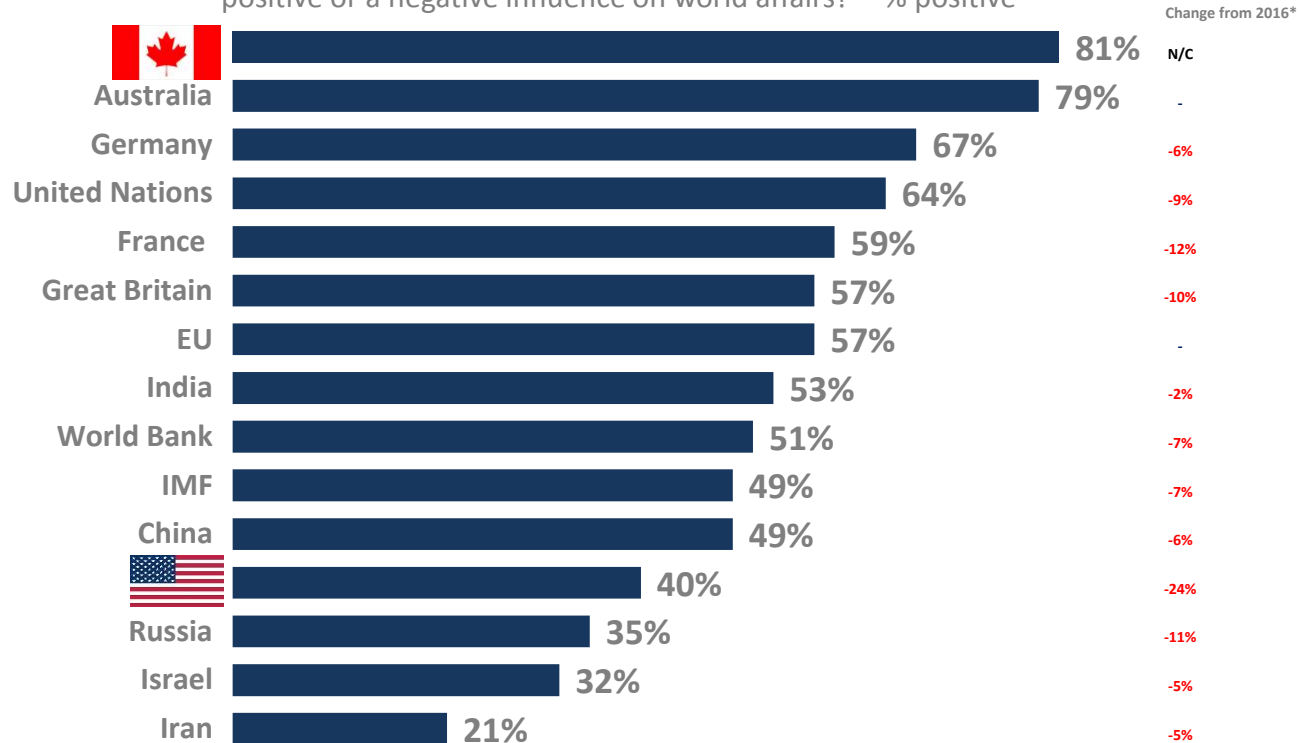
“Over the last year the world became more dangerous” -- % agree



1. To what extent do you agree or disagree that over the last year the world became more dangerous (Base N=18,055)

# Worldwide, Canada and Australia top a list of countries/organizations that are perceived as having a positive influence on world affairs today

“Would you say the following countries or organizations are having an overall positive or a negative influence on world affairs? -- % positive



2. Thinking about right now, would you say the following countries or organizations are having an overall positive or a negative influence on world affairs?(Base N=18,055)

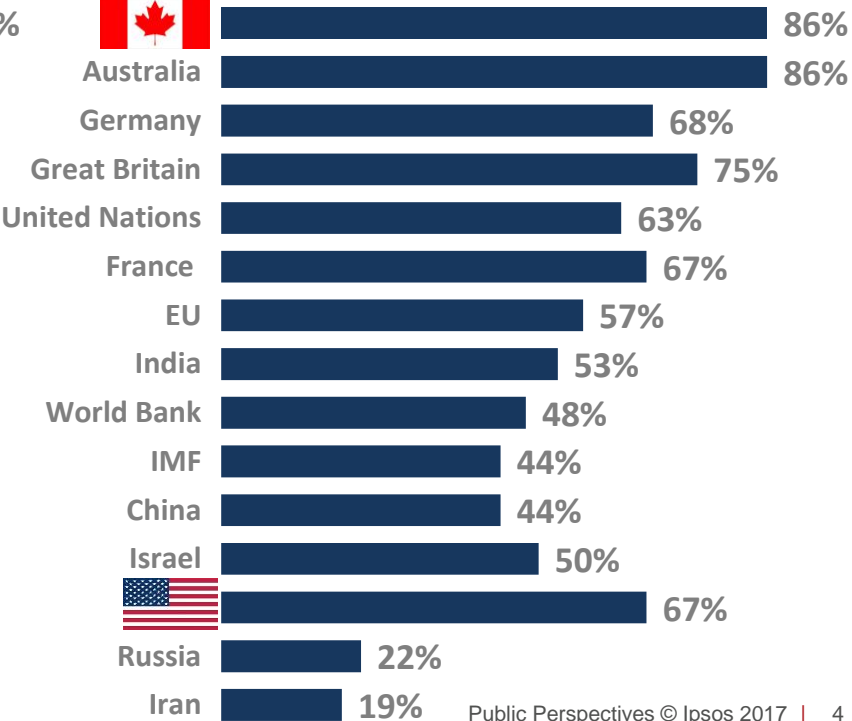
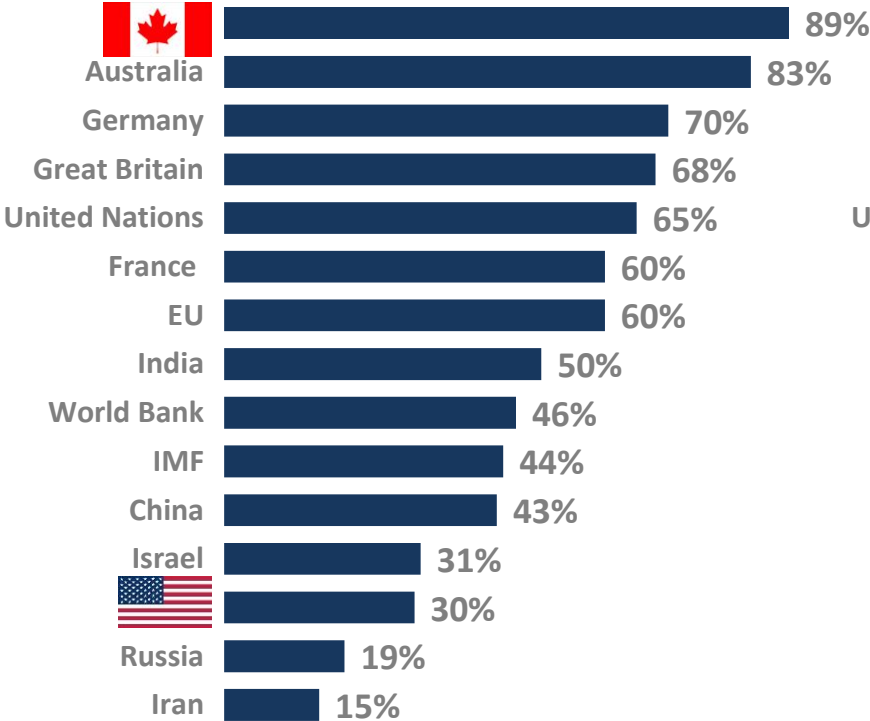
\*When asked in 2016, the question focused on the next decade: Thinking about the next decade, would you say the following countries or organizations will have an overall positive or a negative influence on world affairs?

# Canadians and Americans agree that Canada is a top positive influencer; however Americans rank the US and Israel higher than do Canadians

“Would you say the following countries or organizations are having an overall positive or a negative influence on world affairs? -- % positive

What do Canadians say?

What do Americans say?



# Data For This Report Were Generated From Ipsos' Global @dvisor

SURVEY METHOD	COUNTRIES	SAMPLE	WEIGHTING
<p>An international sample of 18,055 adults aged 18-64 in the US and Canada, and age 16-64 in all other countries, were interviewed between April 21<sup>st</sup> and May 5<sup>th</sup>.</p>	<p>The survey instrument is conducted monthly in 25 countries around the world via the Ipsos Online Panel system. The countries reporting herein are Argentina, Australia, Belgium, Brazil, Canada, China, France, Great Britain, Germany, Hungary, India, Italy, Japan, Mexico, New Zealand, Peru, Poland, Russia, Serbia, South Africa, South Korea, Spain, Sweden, Turkey and the United States of America.</p>	<p>Approximately 1000+ individuals participated on a country by country basis via the Ipsos Online Panel with the exception of Argentina, Belgium, Hungary, India, Mexico, New Zealand, Peru, Poland, Russia, Serbia, South Africa, South Korea, Sweden and Turkey, where each have a sample approximately 500+.</p> <p>16 of the 24 countries surveyed generate nationally representative samples in their countries (Argentina, Australia, Belgium, Canada, France, Germany, Great Britain, Hungary, Italy, Japan, New Zealand, Poland, South Korea, Spain, Sweden, and United States).</p> <p>Brazil, China, India, Mexico, Peru, Russia, Serbia, South Africa and Turkey produce a national sample that is more urban &amp; educated, and with higher incomes than their fellow citizens. We refer to these respondents as “Upper Deck Consumer Citizens”. They are not nationally representative of their country.</p>	<p>The results are weighted to ensure that the sample's composition reflects that of the adult population according to the most recent country Census data, and to provide results intended to approximate the sample universe. Further, results are weighted to give each country an equal weight in the “global” sample.</p> <p>The precision of Ipsos online polls are calculated using a credibility interval with a poll of 1,000 accurate to +/- 3.5 percentage points and of 500 accurate to +/- 5.0 percentage points. For more information on the Ipsos use of credibility intervals, please visit the Ipsos website.</p>

# CONTACTS

---

For a full list of Public Perspectives reports, please click [here](#)

© 2017 Ipsos Reid. All rights reserved. Contains Ipsos' confidential, trade secret and proprietary information.

The contents of this document constitute the sole and exclusive property of Ipsos Reid ("Ipsos") and may not be used in any manner without the prior written consent of Ipsos. Ipsos retains all right, title and interest in or to any of Ipsos' trademarks, technologies, norms, models, proprietary methodologies and analyses, including, without limitation, algorithms, techniques, databases, computer programs and software, used, created or developed by Ipsos in connection with Ipsos' preparation of this proposal. No license under any copyright is hereby granted or implied.

The contents of this document are confidential, proprietary and are strictly for the review and consideration of the addressee and its officers, directors and employees solely for the purpose of information. No other use is permitted, and the contents of this document (in whole or part) may not be disclosed to any third party, in any manner whatsoever, without the prior written consent of Ipsos.



**Mike Colledge**  
President, Canadian Public Affairs

✉ [mike.colledge@ipsos.com](mailto:mike.colledge@ipsos.com)

📞 613.688.8971

@MikeDColledge



**Chris Martyn**  
Chief Research Officer, Public Affairs

✉ [chris.martyn@ipsos.com](mailto:chris.martyn@ipsos.com)

📞 416.324.2010