

ITALY IN THE TIME OF COVID-19


Update no. 12 – 5 May 2020




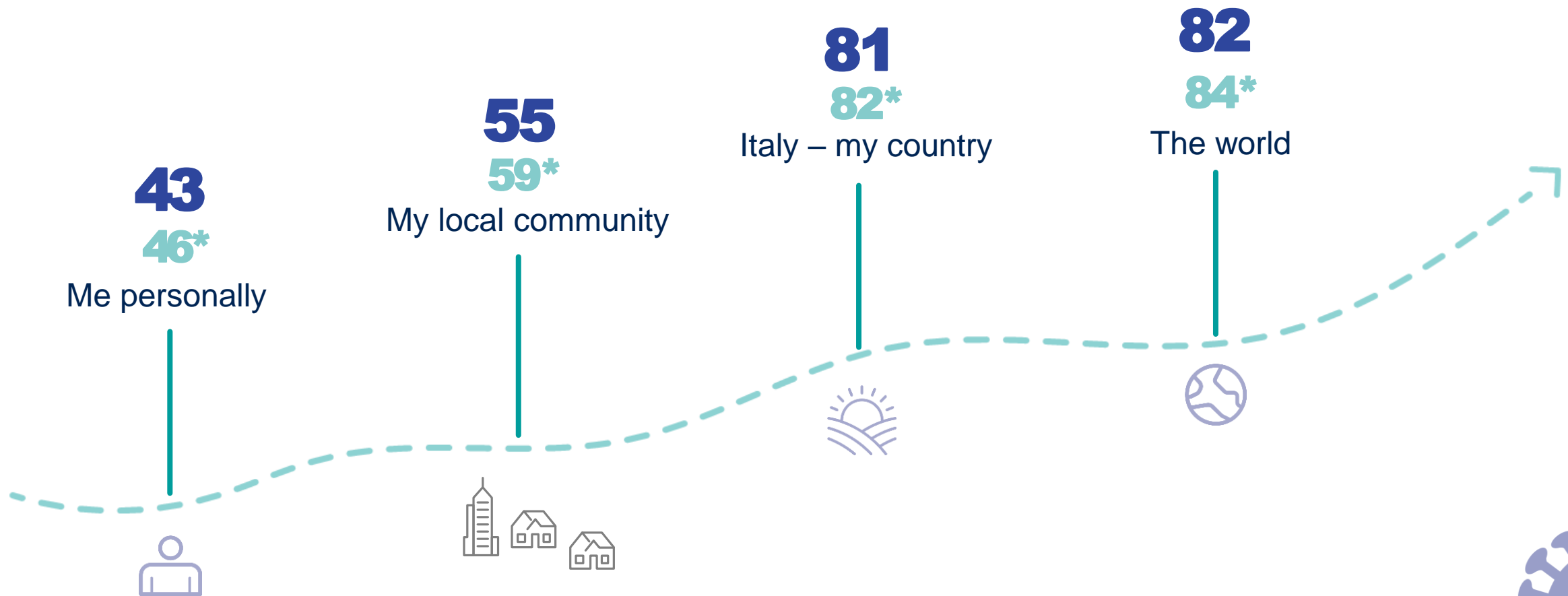


In summary

- **Italian public opinion feels the conflict between** the need to re-start activities as soon as possible and the need for caution.
- **A further decrease in the sense of threat**, although the levels are still much higher than the end of February/beginning of March, when the public really became aware of the arrival of the Covid-19 tsunami.
- **No changes between those holding the opinion** that the worst of the crisis is over (20%, -1), and those who believe that the worst has yet to come (22%, unchanged). However, growing uncertainty on where we stand with this pandemic: 1 in 5 Italians can't say.
- **Italians are unchanged on the biggest worry**, between health risks and economic risks, as well as the opinions on re-starting activities vs. being cautious and protecting citizens' health.
- **Constant**, albeit slight, growth of the conviction **that Italians are complying to the rules of social distancing** (+4 pts).
- **The majority approves of the government's decision of re-opening**. Only 28% think the government could have done more/better. In this **Phase 2, the fear of infection** remains for 44% of citizens, with public transport seen as the primary source of risk, twice as much as supermarkets.



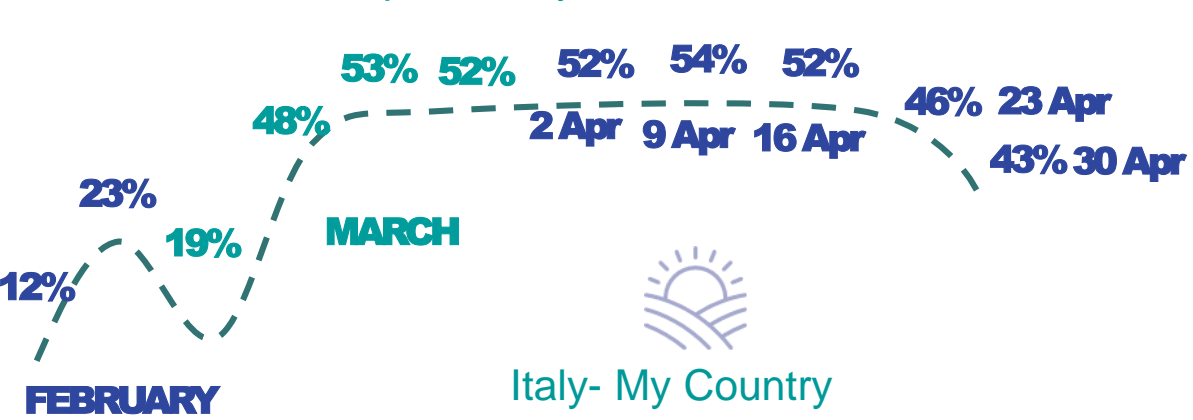
Over the week, levels of threat continue their descent, mainly for the personal and local spheres



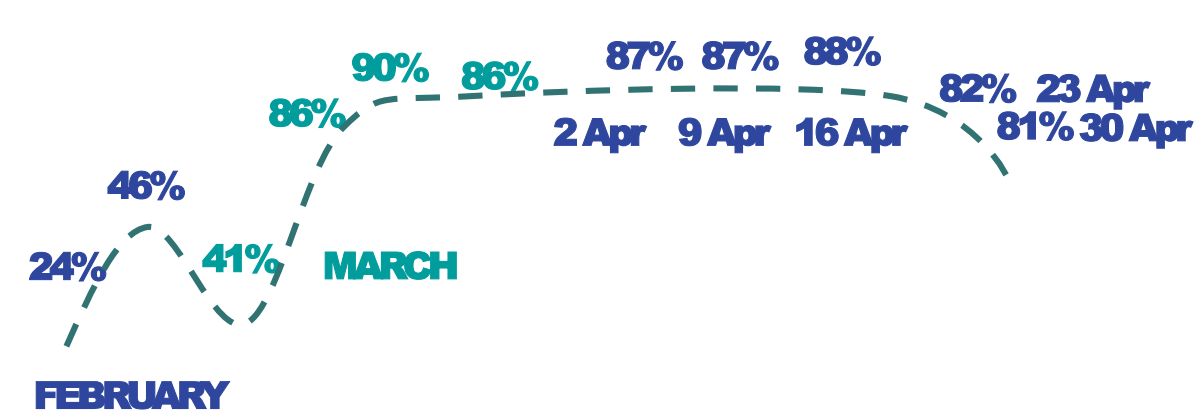
Trend 13 February – 30 April



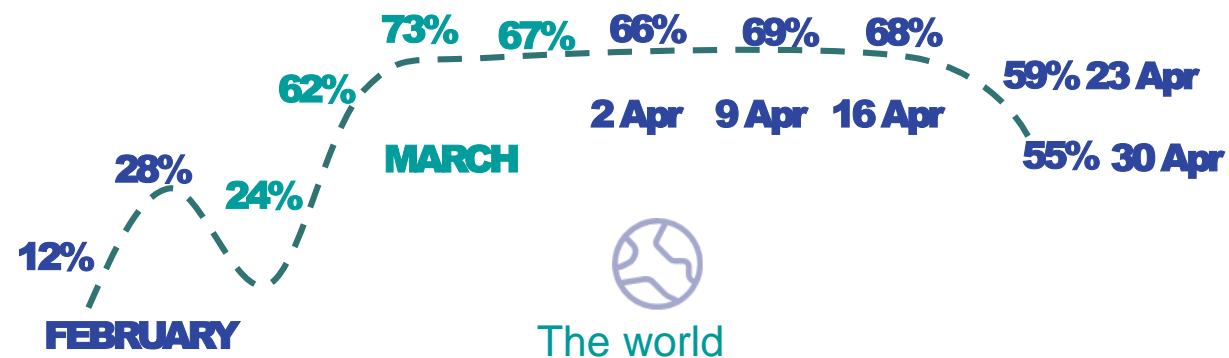
Me personally



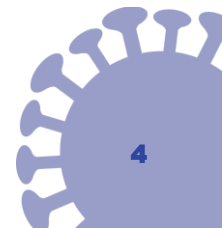
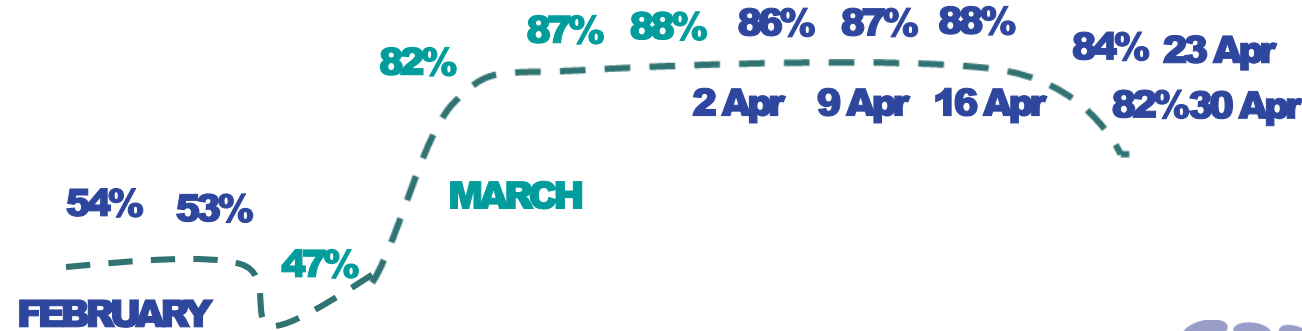
Italy- My Country



My community – my city



The world





No changes in the proportion of those convinced that the emergency is over and those who do not believe so. Uncertainty on this issue remains pretty high - one in five

VS. PREVIOUS POLL

22 **The worst has yet to come**

=

39 **We are now at the peak of the emergency**

=


20 **The worst is over**

-1%

19 (Don't know)

+1%

% VALUES





Stability vs last week also in the proportion of those worried by the infection and those who fear economic downturn

VS. PREVIOUS POLL

62

More worried about getting infected, either themselves or family/relatives

=

29


More worried for the loss of jobs, income, savings

=

9

(Don't know)

% VALUES





There is stability in the opinion that it's time for Phase 2, i.e. re-opening to keep the economic crisis at bay

37

Better to stay in lockdown with all the main activities, to avoid the risk of revitalising the spread of the infection

VS. PREVIOUS POLL

=

50


Better to try and reopen most of the activities as soon as possible, to avoid the deterioration of the economic situation of the country

+1%

13

(Don't know)

% VALUES





The opinion that Italians are more compliant than transgressive in constant growth

VS. PREVIOUS POLL

41

Italians are proving their sense of civic duty and compliance to rules

+4%

50


There are too many violations, Italians haven't totally understood the importance of staying at home and of following the rules

-4%

9

(Don't know)

% VALUES





Phase 2: A majority approves the government's decisions on re-opening rules

28

“I expected more: we should have re-started more boldly”

55

“It was the right decision: we must be careful”


11

“It's too soon: we should have waited a little more”

6

(Don't know)

% VALUES





Phase 2: There is a worry about the risk of getting infected for 4 citizens in 10. Public transport is seen as the main source of anxiety

44

I am scared of getting infected

44

On public transport

19

In a supermarket

9

In a small shop

6

At work


51

I am not scared of getting infected

5

(Don't know)

% VALUES



IPSOS

For more information:

Nando Pagnoncelli - nando.pagnoncelli@ipsos.com

Chiara Ferrari - chiara.ferrari@ipsos.com

