



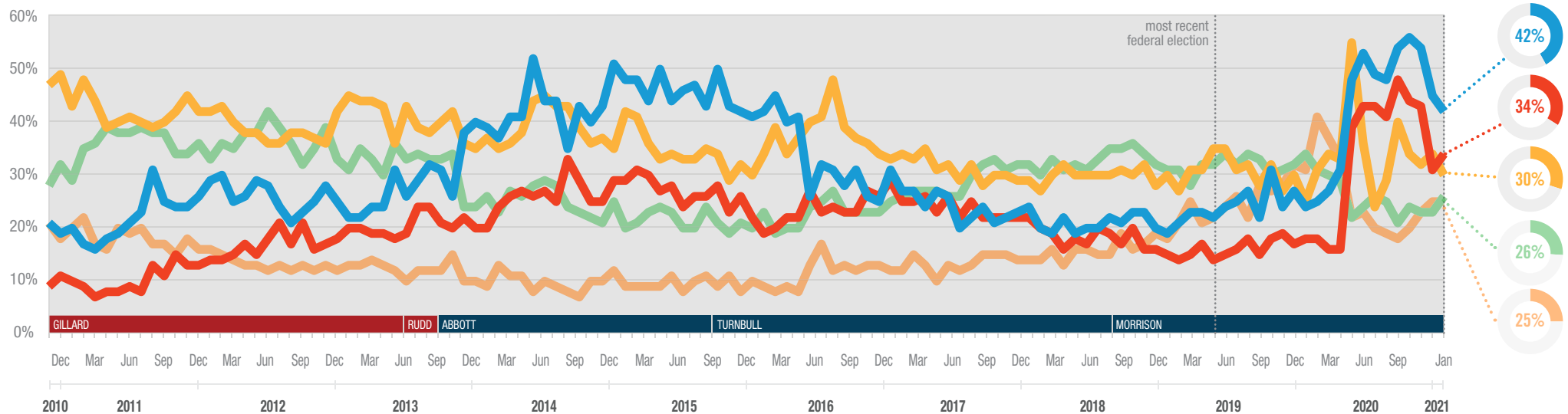
# IPSOS ISSUES MONITOR JANUARY 2021

## The top issues facing Australia

Mark Davis  
Managing Director, Public Affairs, Australia and New Zealand  
✉ Mark.Davis@ipsos.com  
☎ (03) 9946 0888

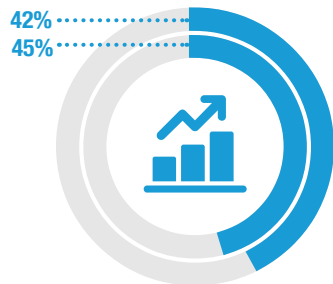


The Ipsos Issues Monitor is Australia's longest running ongoing survey of community concerns. We've checked-in with 1000 Australians' worries each and every month for more than a decade. So, what are we most concerned about, how do these worries change, and which political party do we believe is most capable of addressing these issues?

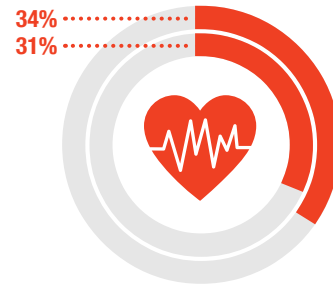


### The Economy

JAN 21  
DEC 20



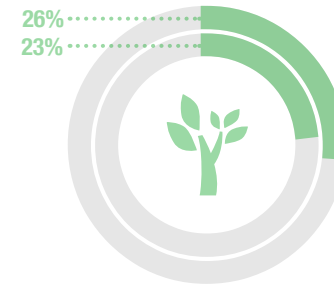
### Healthcare



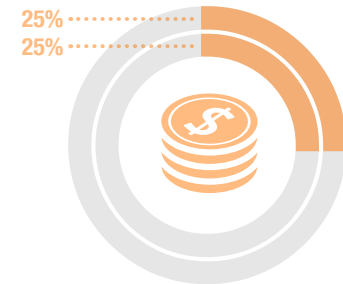
### Unemployment



### Environment

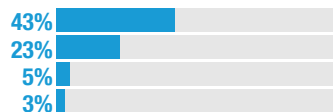


### Cost of Living

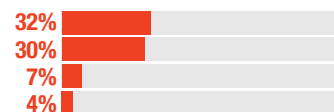


### Party most capable to manage the top issues facing Australia

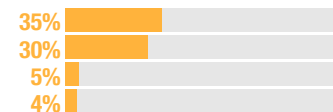
COALITION  
ALP  
GREENS  
OTHER



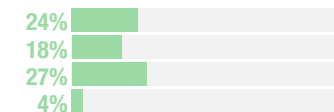
Don't know: 19% None: 6%



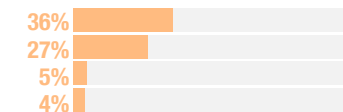
Don't know: 20% None: 7%



Don't know: 20% None: 7%



Don't know: 20% None: 6%



Don't know: 20% None: 8%








# IPSOS ISSUES MONITOR JANUARY 2021

The top issues facing Australia

Mark Davis  
Managing Director, Public Affairs, Australia and New Zealand  
✉ Mark.Davis@ipsos.com  
☎ (03) 9946 0888



	2010	2011	2012	2013	2014	2015	2016	2017	2018	2019	FEB 2020	MAR 2020	APR 2020	MAY 2020	JUN 2020	JUL 2020	AUG 2020	SEP 2020	OCT 2020	NOV 2020	DEC 2020	JAN 2021
 <b>The Economy</b>	20%	22%	26%	29%	42%	45%	33%	24%	21%	24%	27%	31%	48%	53%	49%	48%	54%	56%	54%	46%	45%	42%
 <b>Healthcare</b>	48%	42%	39%	41%	39%	34%	38%	31%	30%	30%	34%	33%	55%	36%	24%	29%	40%	34%	32%	31%	31%	34%
 <b>Unemployment</b>	10%	10%	17%	21%	26%	26%	24%	23%	18%	16%	16%	16%	39%	43%	43%	41%	48%	44%	43%	39%	34%	30%
 <b>Environment</b>	20%	18%	13%	12%	10%	10%	12%	13%	16%	26%	37%	33%	22%	23%	20%	19%	18%	20%	23%	25%	23%	26%
 <b>Cost of Living</b>	30%	36%	36%	32%	25%	21%	23%	29%	33%	32%	30%	29%	22%	24%	26%	25%	21%	24%	23%	24%	25%	25%
<b>Crime</b>	26%	28%	28%	30%	24%	22%	25%	27%	27%	24%	21%	25%	13%	15%	18%	22%	16%	19%	17%	20%	19%	22%
<b>Poverty</b>	10%	10%	10%	11%	13%	12%	13%	14%	15%	16%	15%	16%	13%	14%	17%	16%	14%	14%	17%	16%	16%	17%
<b>Housing</b>	24%	21%	19%	18%	15%	18%	20%	27%	24%	20%	20%	18%	13%	15%	17%	16%	14%	16%	16%	16%	20%	15%
<b>Immigration</b>	19%	23%	22%	23%	20%	20%	20%	19%	21%	19%	14%	17%	11%	10%	10%	12%	10%	9%	8%	10%	11%	12%
<b>Education</b>	15%	12%	16%	19%	20%	17%	18%	14%	13%	13%	14%	13%	12%	14%	10%	10%	9%	10%	12%	11%	9%	12%
<b>Drug Abuse</b>	13%	12%	12%	12%	13%	16%	17%	16%	15%	14%	14%	12%	9%	9%	12%	12%	9%	9%	9%	11%	12%	11%
<b>Personal Debt</b>	15%	13%	12%	9%	6%	5%	7%	10%	10%	10%	8%	9%	12%	12%	10%	9%	9%	9%	9%	10%	9%	9%
<b>Defence</b>	5%	4%	3%	3%	8%	16%	12%	14%	8%	7%	6%	7%	4%	4%	4%	9%	5%	5%	5%	6%	11%	9%
<b>Population</b>	10%	8%	7%	7%	6%	6%	6%	8%	13%	12%	12%	12%	7%	7%	7%	6%	7%	5%	7%	7%	8%	8%
<b>Racism</b>	6%	6%	5%	6%	7%	8%	8%	7%	5%	5%	5%	4%	4%	4%	9%	9%	6%	6%	5%	5%	6%	8%
<b>Taxation</b>	6%	7%	8%	6%	8%	10%	10%	8%	8%	7%	7%	7%	6%	6%	6%	6%	4%	7%	7%	7%	7%	7%
<b>Indigenous Issues</b>	4%	3%	3%	2%	2%	2%	3%	3%	3%	4%	5%	4%	3%	3%	7%	6%	6%	5%	4%	6%	6%	6%
<b>Petrol Prices</b>	9%	15%	14%	11%	8%	4%	4%	6%	11%	9%	8%	8%	4%	4%	5%	3%	3%	4%	3%	5%	4%	5%
<b>Transport</b>	10%	10%	10%	9%	7%	7%	8%	8%	10%	9%	9%	7%	4%	4%	5%	5%	5%	4%	6%	5%	5%	4%



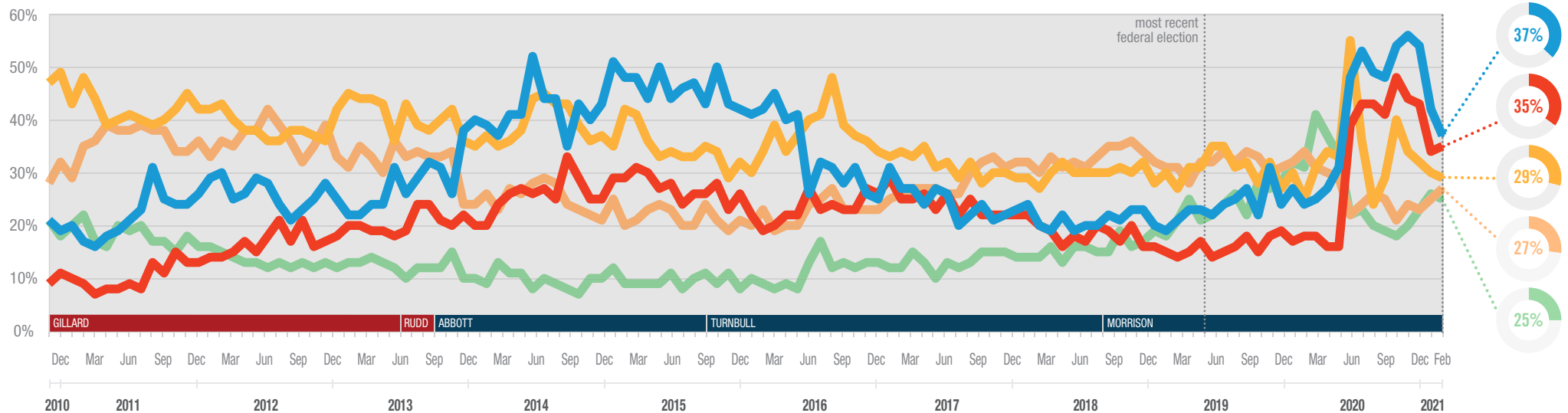
# IPSOS ISSUES MONITOR FEBRUARY 2021

The top issues facing Australia

Mark Davis  
Managing Director, Public Affairs, Australia and New Zealand  
✉ Mark.Davis@ipsos.com  
☎ (03) 9946 0888

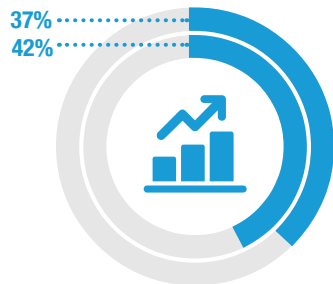


The Ipsos Issues Monitor is Australia's longest running ongoing survey of community concerns. We've checked-in with 1000 Australians' worries each and every month for more than a decade. So, what are we most concerned about, how do these worries change, and which political party do we believe is most capable of addressing these issues?

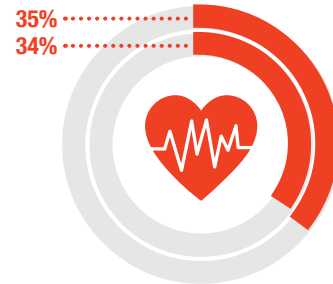


## The Economy

FEB 21  
JAN 21



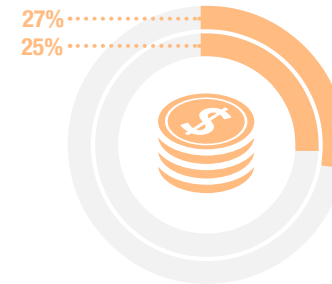
## Healthcare



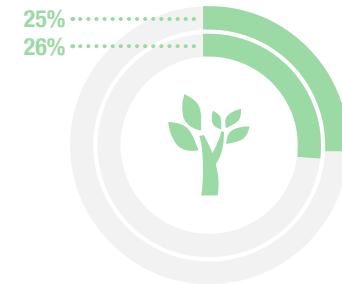
## Unemployment



## Cost of Living

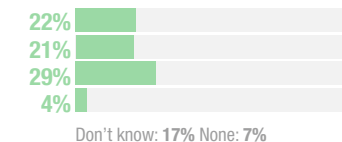
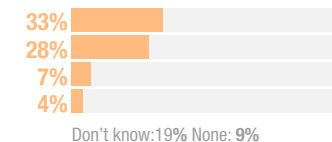
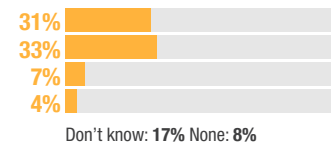
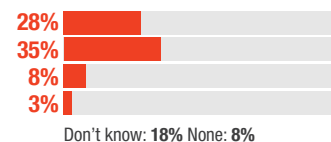
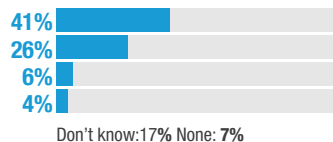


## Environment



## Party most capable to manage the top issues facing Australia

COALITION  
ALP  
GREENS  
OTHER










# IPSOS ISSUES MONITOR FEBRUARY 2021

The top issues facing Australia

Mark Davis  
Managing Director, Public Affairs, Australia and New Zealand  
✉ Mark.Davis@ipsos.com  
☎ (03) 9946 0888



	2010	2011	2012	2013	2014	2015	2016	2017	2018	2019	JAN 2020	FEB 2020	MAR 2020	APR 2020	MAY 2020	JUN 2020	JUL 2020	AUG 2020	SEP 2020	OCT 2020	NOV 2020	DEC 2020	JAN 2021	FEB 2021
 <b>The Economy</b>	20%	22%	26%	29%	42%	45%	33%	24%	21%	24%	25%	27%	31%	48%	53%	49%	48%	54%	56%	54%	46%	45%	42%	37%
 <b>Healthcare</b>	48%	42%	39%	41%	39%	34%	38%	31%	30%	30%	31%	34%	33%	55%	36%	24%	29%	40%	34%	32%	31%	31%	34%	35%
 <b>Unemployment</b>	10%	10%	17%	21%	26%	26%	24%	23%	18%	16%	18%	16%	16%	39%	43%	43%	41%	48%	44%	43%	39%	34%	30%	29%
 <b>Cost of Living</b>	30%	36%	36%	32%	25%	21%	23%	29%	33%	32%	31%	30%	29%	22%	24%	26%	25%	21%	24%	23%	24%	25%	25%	27%
 <b>Environment</b>	20%	18%	13%	12%	10%	10%	12%	13%	16%	26%	41%	37%	33%	22%	23%	20%	19%	18%	20%	23%	25%	23%	26%	25%
<b>Housing</b>	24%	21%	19%	18%	15%	18%	20%	27%	24%	20%	18%	20%	18%	13%	15%	17%	16%	14%	16%	16%	16%	20%	15%	22%
<b>Crime</b>	26%	28%	28%	30%	24%	22%	25%	27%	27%	24%	21%	21%	25%	13%	15%	18%	22%	16%	19%	17%	20%	19%	22%	21%
<b>Poverty</b>	10%	10%	10%	11%	13%	12%	13%	14%	15%	16%	13%	15%	16%	13%	14%	17%	16%	14%	14%	17%	16%	16%	17%	17%
<b>Education</b>	15%	12%	16%	19%	20%	17%	18%	14%	13%	13%	10%	14%	13%	12%	14%	10%	10%	9%	10%	12%	11%	9%	12%	13%
<b>Drug Abuse</b>	13%	12%	12%	12%	13%	16%	17%	16%	15%	14%	15%	14%	12%	9%	9%	12%	12%	9%	9%	9%	11%	12%	11%	11%
<b>Immigration</b>	19%	23%	22%	23%	20%	20%	20%	19%	21%	19%	15%	14%	17%	11%	10%	10%	12%	10%	9%	8%	10%	11%	12%	11%
<b>Taxation</b>	6%	7%	8%	6%	8%	10%	10%	8%	8%	7%	5%	7%	7%	6%	6%	6%	6%	4%	7%	7%	7%	7%	7%	7%
<b>Population</b>	10%	8%	7%	7%	6%	6%	6%	8%	13%	12%	14%	12%	12%	7%	7%	7%	6%	7%	5%	7%	7%	8%	8%	7%
<b>Personal Debt</b>	15%	13%	12%	9%	6%	5%	7%	10%	10%	10%	8%	8%	9%	12%	12%	10%	9%	9%	9%	9%	10%	9%	9%	7%
<b>Petrol Prices</b>	9%	15%	14%	11%	8%	4%	4%	6%	11%	9%	12%	8%	8%	4%	4%	5%	3%	3%	4%	3%	5%	4%	5%	7%
<b>Indigenous Issues</b>	4%	3%	3%	2%	2%	2%	3%	3%	3%	4%	3%	5%	4%	3%	3%	7%	6%	6%	5%	4%	6%	6%	6%	6%
<b>Defence</b>	5%	4%	3%	3%	8%	16%	12%	14%	8%	7%	7%	6%	7%	4%	4%	4%	9%	5%	5%	5%	6%	11%	9%	6%
<b>Racism</b>	6%	6%	5%	6%	7%	8%	8%	7%	5%	5%	3%	5%	4%	4%	4%	9%	9%	6%	6%	5%	5%	6%	8%	5%
<b>Transport</b>	10%	10%	10%	9%	7%	7%	8%	8%	10%	9%	7%	9%	7%	4%	4%	5%	5%	5%	4%	6%	5%	5%	4%	5%

The precision of Ipsos online polls are calculated using a credibility interval with a poll of 1,000 accurate to +/- 3.5 percentage points.

For more information on the Ipsos use of credibility intervals, please visit the Ipsos website: [https://www.ipsos.com/sites/default/files/2017-03/ipsosPA\\_CredibilityIntervals.pdf](https://www.ipsos.com/sites/default/files/2017-03/ipsosPA_CredibilityIntervals.pdf).



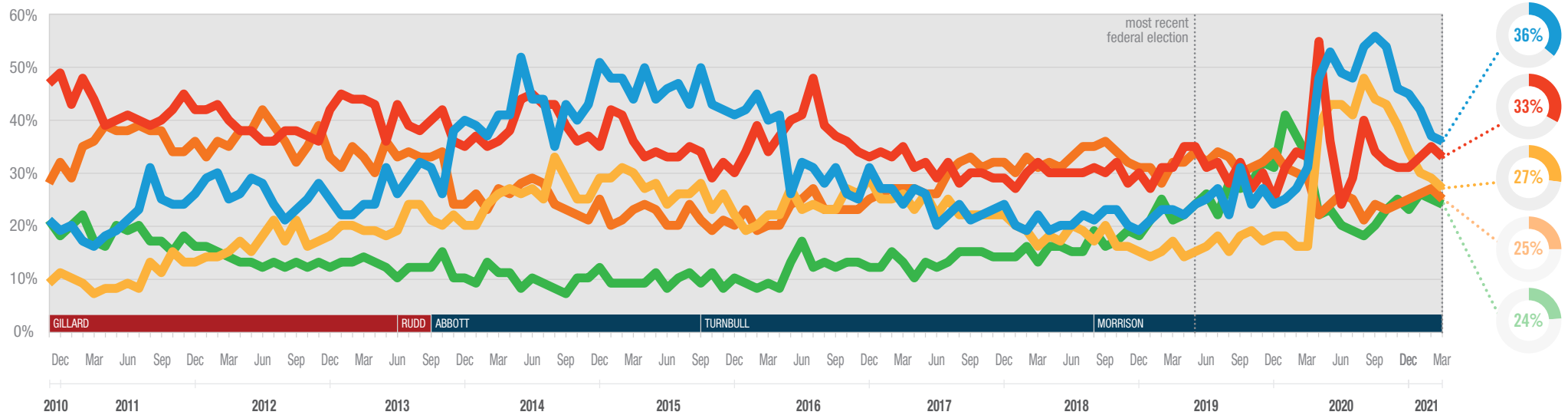
# IPSOS ISSUES MONITOR MARCH 2021

The top issues facing Australia

Mark Davis  
Managing Director, Public Affairs, Australia and New Zealand  
✉ Mark.Davis@ipsos.com  
☎ (03) 9946 0888

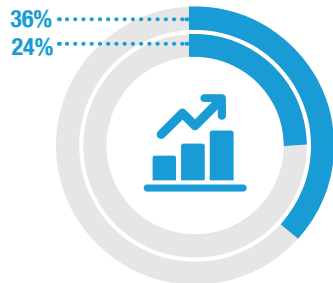


The Ipsos Issues Monitor is Australia's longest running ongoing survey of community concerns. We've checked-in with 1000 Australians' worries each and every month for more than a decade. So, what are we most concerned about, how do these worries change, and which political party do we believe is most capable of addressing these issues?

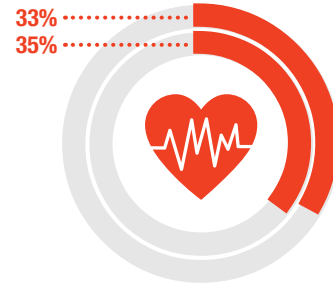


## The Economy

MAR 21  
MAY 19



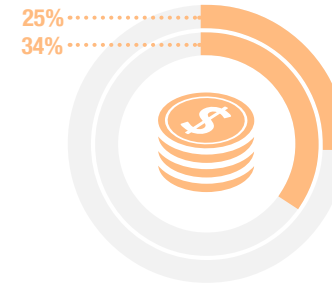
## Healthcare



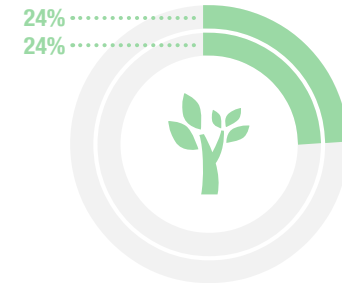
## Unemployment



## Cost of Living

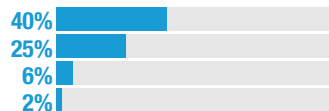


## Environment

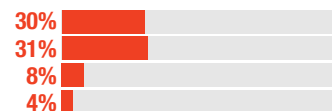


## Party most capable to manage the top issues facing Australia

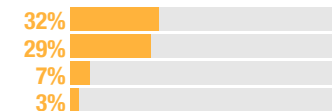
COALITION  
ALP  
GREENS  
OTHER



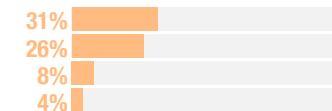
Don't know: 20% None: 7%



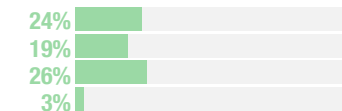
Don't know: 21% None: 6%



Don't know: 21% None: 8%



Don't know: 22% None: 9%



Don't know: 21% None: 7%








# IPSOS ISSUES MONITOR MARCH 2021

The top issues facing Australia

Mark Davis  
Managing Director, Public Affairs, Australia and New Zealand  
✉ Mark.Davis@ipsos.com  
☎ (03) 9946 0888



	2010	2011	2012	2013	2014	2015	2016	2017	2018	2019	JAN 2020	FEB 2020	MAR 2020	APR 2020	MAY 2020	JUN 2020	JUL 2020	AUG 2020	SEP 2020	OCT 2020	NOV 2020	DEC 2020	JAN 2021	FEB 2021	MAR 2021
 <b>The Economy</b>	20%	22%	26%	29%	42%	45%	33%	24%	21%	24%	25%	27%	31%	48%	53%	49%	48%	54%	56%	54%	46%	45%	42%	37%	36%
 <b>Healthcare</b>	48%	42%	39%	41%	39%	34%	38%	31%	30%	30%	31%	34%	33%	55%	36%	24%	29%	40%	34%	32%	31%	31%	33%	35%	33%
 <b>Unemployment</b>	10%	10%	17%	21%	26%	26%	24%	23%	18%	16%	18%	16%	16%	39%	43%	43%	41%	48%	44%	43%	39%	34%	30%	29%	27%
 <b>Cost of Living</b>	30%	36%	36%	32%	25%	21%	23%	29%	33%	32%	31%	30%	29%	22%	24%	26%	25%	21%	24%	23%	24%	25%	26%	27%	25%
 <b>Environment</b>	20%	18%	13%	12%	10%	10%	12%	13%	16%	26%	41%	37%	33%	22%	23%	20%	19%	18%	20%	23%	25%	23%	26%	25%	24%
<b>Housing</b>	24%	21%	19%	18%	15%	18%	20%	27%	24%	20%	18%	20%	18%	13%	15%	17%	16%	14%	16%	16%	16%	20%	15%	22%	23%
<b>Crime</b>	26%	28%	28%	30%	24%	22%	25%	27%	27%	24%	21%	21%	25%	13%	15%	18%	22%	16%	19%	17%	20%	19%	22%	21%	23%
<b>Poverty</b>	10%	10%	10%	11%	13%	12%	13%	14%	15%	16%	13%	15%	16%	13%	14%	17%	16%	14%	14%	17%	16%	16%	16%	17%	18%
<b>Education</b>	15%	12%	16%	19%	20%	17%	18%	14%	13%	13%	10%	14%	13%	12%	14%	10%	10%	9%	10%	12%	11%	9%	12%	13%	13%
<b>Drug Abuse</b>	13%	12%	12%	12%	13%	16%	17%	16%	15%	14%	15%	14%	12%	9%	9%	12%	12%	9%	9%	9%	11%	12%	11%	11%	12%
<b>Immigration</b>	19%	23%	22%	23%	20%	20%	20%	19%	21%	19%	15%	14%	17%	11%	10%	10%	12%	10%	9%	8%	10%	11%	12%	11%	9%
<b>Population</b>	10%	8%	7%	7%	6%	6%	6%	8%	13%	12%	14%	12%	12%	7%	7%	7%	6%	7%	5%	7%	7%	8%	7%	7%	9%
<b>Personal Debt</b>	15%	13%	12%	9%	6%	5%	7%	10%	10%	10%	8%	8%	9%	12%	12%	10%	9%	9%	9%	9%	10%	9%	9%	7%	8%
<b>Taxation</b>	6%	7%	8%	6%	8%	10%	10%	8%	8%	7%	5%	7%	7%	6%	6%	6%	6%	4%	7%	7%	7%	7%	7%	7%	8%
<b>Petrol Prices</b>	9%	15%	14%	11%	8%	4%	4%	6%	11%	9%	12%	8%	8%	4%	4%	5%	3%	3%	4%	3%	5%	4%	5%	7%	8%
<b>Defence</b>	5%	4%	3%	3%	8%	16%	12%	14%	8%	7%	7%	6%	7%	4%	4%	4%	9%	5%	5%	5%	6%	11%	9%	6%	7%
<b>Racism</b>	6%	6%	5%	6%	7%	8%	8%	7%	5%	5%	3%	5%	4%	4%	4%	9%	9%	6%	6%	5%	5%	6%	8%	5%	7%
<b>Indigenous Issues</b>	4%	3%	3%	2%	2%	2%	3%	3%	3%	4%	3%	5%	4%	3%	3%	7%	6%	6%	5%	4%	6%	6%	6%	6%	6%
<b>Transport</b>	10%	10%	10%	9%	7%	7%	8%	8%	10%	9%	7%	9%	7%	4%	4%	5%	5%	5%	4%	6%	5%	5%	4%	5%	5%

The precision of Ipsos online polls are calculated using a credibility interval, with a poll of 1,000 accurate to +/- 3.5 percentage points.

For more information on the Ipsos use of credibility intervals, please visit the Ipsos website: [https://www.ipsos.com/sites/default/files/2017-03/IpsosPA\\_CredibilityIntervals.pdf](https://www.ipsos.com/sites/default/files/2017-03/IpsosPA_CredibilityIntervals.pdf)



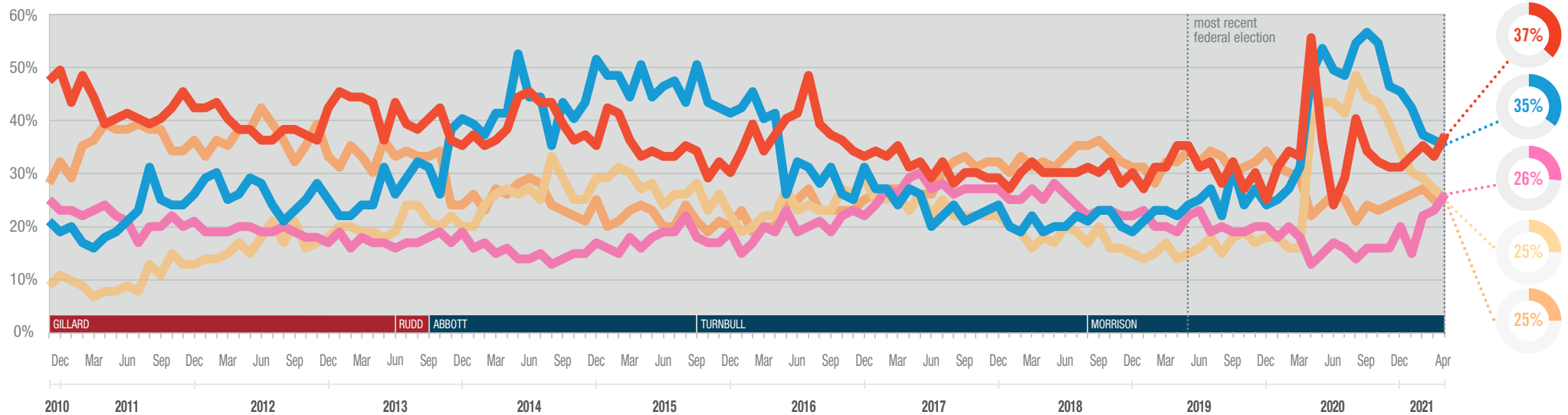
# IPSOS ISSUES MONITOR APRIL 2021

The top issues facing Australia

Mark Davis  
Managing Director, Public Affairs, Australia and New Zealand  
mark.davis@ipsos.com  
(03) 9946 0826

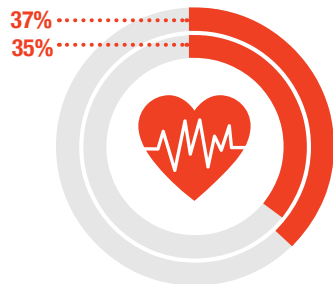


The Ipsos Issues Monitor is Australia's longest running ongoing survey of community concerns. We've checked-in with 1000 Australians' worries each and every month for more than a decade. So, what are we most concerned about, how do these worries change, and which political party do we believe is most capable of addressing these issues?

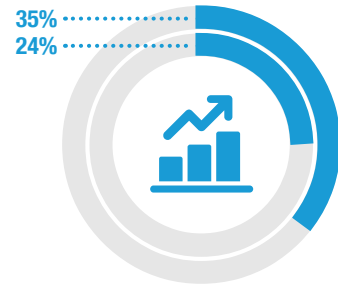


## Healthcare

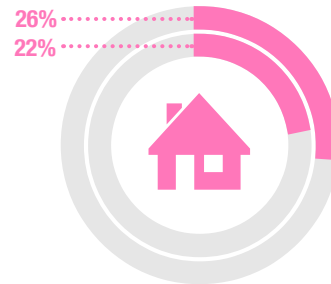
APR 21  
MAY 19



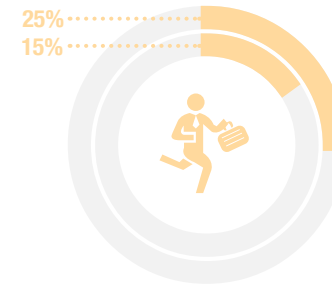
## The Economy



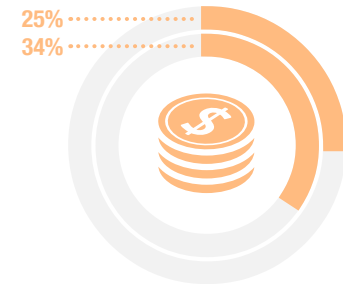
## Housing



## Unemployment

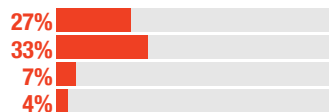


## Cost of Living

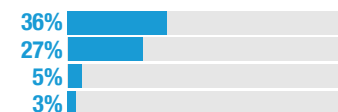


## Party most capable to manage the top issues facing Australia

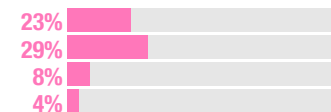
COALITION  
ALP  
GREENS  
OTHER



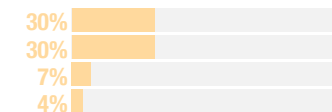
Don't know: 21% None: 9%



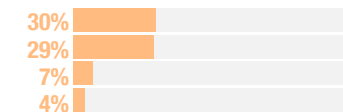
Don't know: 21% None: 7%



Don't know: 25% None: 11%



Don't know: 21% None: 8%



Don't know: 21% None: 9%










# IPSOS ISSUES MONITOR APRIL 2021

The top issues facing Australia

Mark Davis  
Managing Director, Public Affairs, Australia and New Zealand  
✉ mark.davis@ipsos.com  
☎ (03) 9946 0826



	2010	2011	2012	2013	2014	2015	2016	2017	2018	2019	2020	JAN 2021	FEB 2021	MAR 2021	APR 2021
 <b>Healthcare</b>	48%	42%	39%	41%	39%	34%	38%	31%	30%	30%	34%	33%	35%	33%	37%
 <b>The Economy</b>	20%	22%	26%	29%	42%	45%	33%	24%	21%	24%	45%	42%	37%	36%	35%
 <b>Housing</b>	24%	21%	19%	18%	15%	18%	20%	27%	24%	20%	17%	15%	22%	23%	26%
 <b>Unemployment</b>	10%	10%	17%	21%	26%	26%	24%	23%	18%	16%	35%	30%	29%	27%	25%
 <b>Cost of Living</b>	30%	36%	36%	32%	25%	21%	23%	29%	33%	32%	25%	26%	27%	25%	25%
<b>Crime</b>	26%	28%	28%	30%	24%	22%	25%	27%	27%	24%	19%	22%	21%	23%	24%
<b>Environment</b>	20%	18%	13%	12%	10%	10%	12%	13%	16%	26%	25%	26%	25%	24%	21%
<b>Poverty</b>	10%	10%	10%	11%	13%	12%	13%	14%	15%	16%	15%	16%	17%	18%	17%
<b>Drug Abuse</b>	13%	12%	12%	12%	13%	16%	17%	16%	15%	14%	11%	11%	11%	12%	12%
<b>Immigration</b>	19%	23%	22%	23%	20%	20%	20%	19%	21%	19%	11%	12%	11%	9%	11%
<b>Education</b>	15%	12%	16%	19%	20%	17%	18%	14%	13%	13%	11%	12%	13%	13%	11%
<b>Personal Debt</b>	15%	13%	12%	9%	6%	5%	7%	10%	10%	10%	10%	9%	7%	8%	8%
<b>Petrol Prices</b>	9%	15%	14%	11%	8%	4%	4%	6%	11%	9%	5%	5%	7%	8%	8%
<b>Taxation</b>	6%	7%	8%	6%	8%	10%	10%	8%	8%	7%	6%	7%	7%	8%	7%
<b>Population</b>	10%	8%	7%	7%	6%	6%	6%	8%	13%	12%	8%	7%	7%	9%	7%
<b>Racism</b>	6%	6%	5%	6%	7%	8%	8%	7%	5%	5%	6%	8%	5%	7%	7%
<b>Defence</b>	5%	4%	3%	3%	8%	16%	12%	14%	8%	7%	6%	9%	6%	7%	6%
<b>Transport</b>	10%	10%	10%	9%	7%	7%	8%	8%	10%	9%	5%	4%	5%	5%	6%
<b>Indigenous Issues</b>	4%	3%	3%	2%	2%	2%	3%	3%	3%	4%	5%	6%	6%	6%	6%





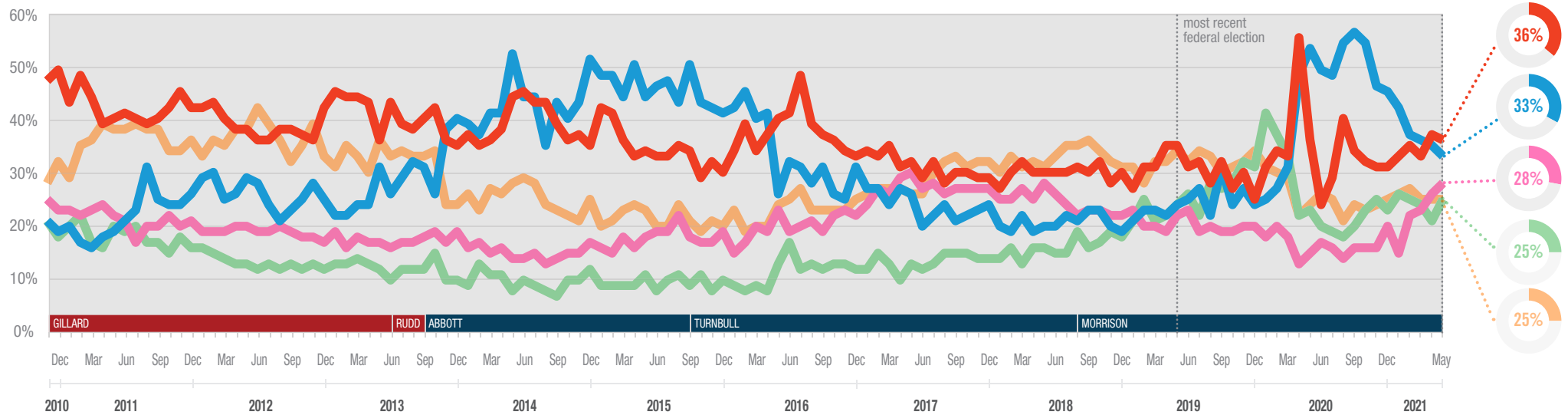
# IPSOS ISSUES MONITOR MAY 2021

## The top issues facing Australia

Mark Davis  
Managing Director, Public Affairs, Australia and New Zealand  
mark.davis@ipsos.com  
(03) 9946 0826

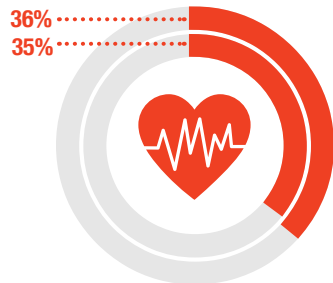


The Ipsos Issues Monitor is Australia's longest running ongoing survey of community concerns. We've checked-in with 1000 Australians' worries each and every month for more than a decade. So, what are we most concerned about, how do these worries change, and which political party do we believe is most capable of addressing these issues?

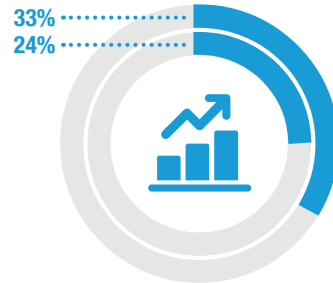


### Healthcare

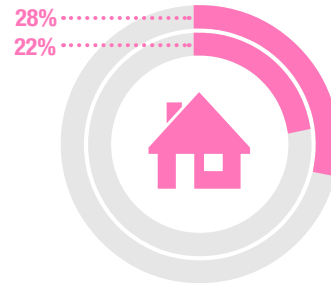
MAY 21  
MAY 19



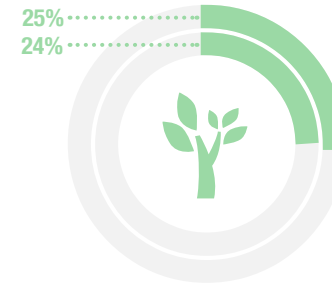
### The Economy



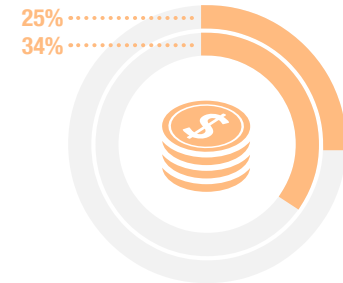
### Housing



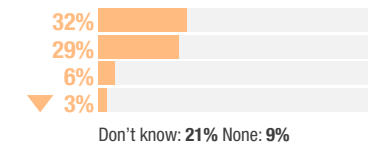
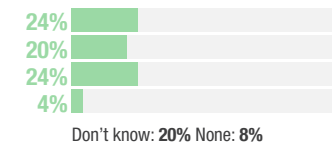
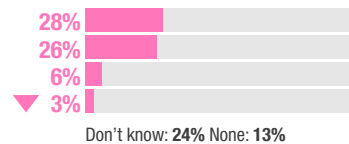
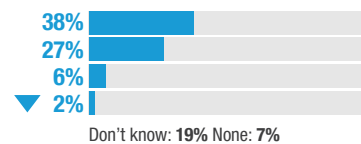
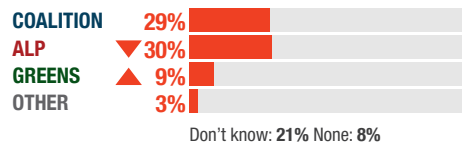
### Environment



### Cost of Living



### Party most capable to manage the top issues facing Australia









# IPSOS ISSUES MONITOR MAY 2021

The top issues facing Australia

Mark Davis  
Managing Director, Public Affairs, Australia and New Zealand  
✉ mark.davis@ipsos.com  
☎ (03) 9946 0826



	2010	2011	2012	2013	2014	2015	2016	2017	2018	2019	2020	JAN 2021	FEB 2021	MAR 2021	APR 2021	MAY 2021
 <b>Healthcare</b>	48%	42%	39%	41%	39%	34%	38%	31%	30%	30%	34%	33%	35%	33%	37%	36%
 <b>The Economy</b>	20%	22%	26%	29%	42%	45%	33%	24%	21%	24%	45%	42%	37%	36%	35%	33%
 <b>Housing</b>	24%	21%	19%	18%	15%	18%	20%	27%	24%	20%	17%	15%	22%	23%	26%	28%
 <b>Environment</b>	20%	18%	13%	12%	10%	10%	12%	13%	16%	26%	25%	26%	25%	24%	21%	25%
 <b>Cost of Living</b>	30%	36%	36%	32%	25%	21%	23%	29%	33%	32%	25%	26%	27%	25%	25%	25%
<b>Unemployment</b>	10%	10%	17%	21%	26%	26%	24%	23%	18%	16%	35%	30%	29%	27%	25%	22%
<b>Crime</b>	26%	28%	28%	30%	24%	22%	25%	27%	27%	24%	19%	22%	21%	23%	24%	21%
<b>Poverty</b>	10%	10%	10%	11%	13%	12%	13%	14%	15%	16%	15%	16%	17%	18%	17%	18%
<b>Education</b>	15%	12%	16%	19%	20%	17%	18%	14%	13%	13%	11%	12%	13%	13%	11%	13%
<b>Immigration</b>	19%	23%	22%	23%	20%	20%	20%	19%	21%	19%	11%	12%	11%	9%	11%	13%
<b>Defence</b>	5%	4%	3%	3%	8%	16%	12%	14%	8%	7%	6%	9%	6%	7%	6%	11%
<b>Drug Abuse</b>	13%	12%	12%	12%	13%	16%	17%	16%	15%	14%	11%	11%	11%	12%	12%	11%
<b>Personal Debt</b>	15%	13%	12%	9%	6%	5%	7%	10%	10%	10%	10%	9%	7%	8%	8%	8%
<b>Racism</b>	6%	6%	5%	6%	7%	8%	8%	7%	5%	5%	6%	8%	5%	7%	7%	7%
<b>Indigenous Issues</b>	4%	3%	3%	2%	2%	2%	3%	3%	3%	4%	5%	6%	6%	6%	6%	7%
<b>Taxation</b>	6%	7%	8%	6%	8%	10%	10%	8%	8%	7%	6%	7%	7%	8%	7%	6%
<b>Population</b>	10%	8%	7%	7%	6%	6%	6%	8%	13%	12%	8%	7%	7%	9%	7%	6%
<b>Petrol Prices</b>	9%	15%	14%	11%	8%	4%	4%	6%	11%	9%	5%	5%	7%	8%	8%	6%
<b>Transport</b>	10%	10%	10%	9%	7%	7%	8%	8%	10%	9%	5%	4%	5%	5%	6%	5%

The precision of Ipsos online polls are calculated using a credibility interval, with a poll of 1,000 accurate to +/- 3.5 percentage points.  
For more information on the Ipsos use of credibility intervals, please visit the Ipsos website: [https://www.ipsos.com/sites/default/files/2017-03/ipsosPA\\_CredibilityIntervals.pdf](https://www.ipsos.com/sites/default/files/2017-03/ipsosPA_CredibilityIntervals.pdf).



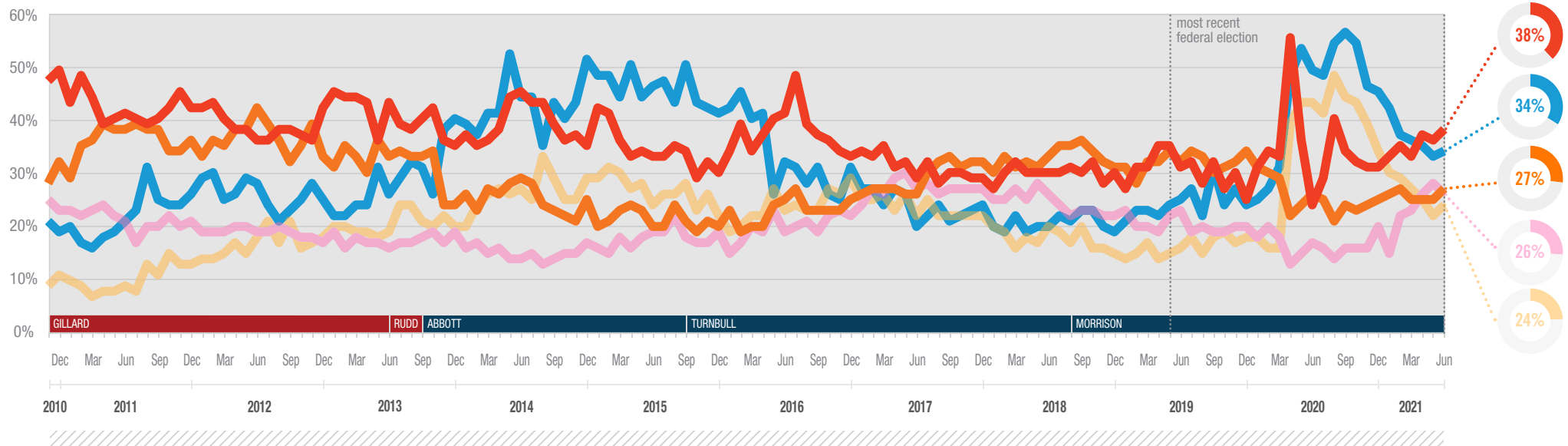
# IPSOS ISSUES MONITOR JUNE 2021

The top issues facing Australia

Mark Davis  
Managing Director, Public Affairs, Australia and New Zealand  
✉ mark.davis@ipsos.com  
☎ (03) 9946 0826



The Ipsos Issues Monitor is Australia's longest running ongoing survey of community concerns. We've checked-in with 1000 Australians' worries each and every month for more than a decade. So, what are we most concerned about, how do these worries change, and which political party do we believe is most capable of addressing these issues?



## Healthcare

JUN 21  
MAY 19



## The Economy

34%  
24%



## Cost of Living

27%  
34%



## Housing

26%  
22%



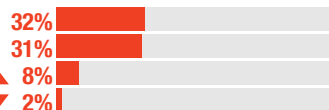
## Unemployment

24%  
15%

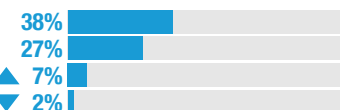


## Party most capable to manage the top issues facing Australia

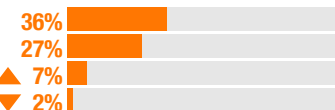
COALITION  
ALP  
GREENS  
OTHER



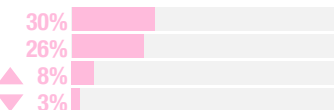
Don't know: 20% None: 7%



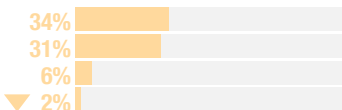
Don't know: 20% None: 6%



Don't know: 20% None: 8%



Don't know: 23% None: 10%



Don't know: 20% None: 6%

1,000 interviews were conducted via online panel between June 2 - 6, 2021 among Australian adults aged 18+. Data is weighted to match the profile of the Australian population. See [www.ipsos.com/en-au/Issues-Monitor](http://www.ipsos.com/en-au/Issues-Monitor) for further details. This research was conducted by Ipsos, on its own behalf. Data collection was conducted via online research panel between 2nd and 6th June, 2021. A sample of 1,000 people was collected, representing the adult Australian population. This research is compliant with the Australian Polling Council Quality Mark standards: [https://www.linkedin.com/posts/australian-polling-council\\_australian-polling-council-code-of-conduct-activity-6805367010088894464-iK7I](https://www.linkedin.com/posts/australian-polling-council_australian-polling-council-code-of-conduct-activity-6805367010088894464-iK7I). A long methodology disclosure statement is available here: <https://www.ipsos.com/en-au/polling-methodology-disclosure-statements>.








# IPSOS ISSUES MONITOR JUNE 2021

The top issues facing Australia

Mark Davis  
Managing Director, Public Affairs, Australia and New Zealand  
✉ mark.davis@ipsos.com  
☎ (03) 9946 0826



	2010	2011	2012	2013	2014	2015	2016	2017	2018	2019	2020	JAN 2021	FEB 2021	MAR 2021	APR 2021	MAY 2021	JUN 2021
 <b>Healthcare</b>	48%	42%	39%	41%	39%	34%	38%	31%	30%	30%	34%	33%	35%	33%	37%	36%	38%
 <b>The Economy</b>	20%	22%	26%	29%	42%	45%	33%	24%	21%	24%	45%	42%	37%	36%	35%	33%	34%
 <b>Cost of Living</b>	30%	36%	36%	32%	25%	21%	23%	29%	33%	32%	25%	26%	27%	25%	25%	25%	27%
 <b>Housing</b>	24%	21%	19%	18%	15%	18%	20%	27%	24%	20%	17%	15%	22%	23%	26%	28%	26%
 <b>Unemployment</b>	10%	10%	17%	21%	26%	26%	24%	23%	18%	16%	35%	30%	29%	27%	25%	22%	24%
<b>Environment</b>	20%	18%	13%	12%	10%	10%	12%	13%	16%	26%	25%	26%	25%	24%	21%	25%	24%
<b>Crime</b>	26%	28%	28%	30%	24%	22%	25%	27%	27%	24%	19%	22%	21%	23%	24%	21%	21%
<b>Poverty</b>	10%	10%	10%	11%	13%	12%	13%	14%	15%	16%	15%	16%	17%	18%	17%	18%	18%
<b>Education</b>	15%	12%	16%	19%	20%	17%	18%	14%	13%	13%	11%	12%	13%	13%	11%	13%	13%
<b>Drug Abuse</b>	13%	12%	12%	12%	13%	16%	17%	16%	15%	14%	11%	11%	11%	12%	12%	11%	10%
<b>Immigration</b>	19%	23%	22%	23%	20%	20%	20%	19%	21%	19%	11%	12%	11%	9%	11%	13%	10%
<b>Defence</b>	5%	4%	3%	3%	8%	16%	12%	14%	8%	7%	6%	9%	6%	7%	6%	11%	9%
<b>Personal Debt</b>	15%	13%	12%	9%	6%	5%	7%	10%	10%	10%	10%	9%	7%	8%	8%	8%	8%
<b>Population</b>	10%	8%	7%	7%	6%	6%	6%	8%	13%	12%	8%	7%	7%	9%	7%	6%	8%
<b>Racism</b>	6%	6%	5%	6%	7%	8%	8%	7%	5%	5%	6%	8%	5%	7%	7%	7%	7%
<b>Transport</b>	10%	10%	10%	9%	7%	7%	8%	8%	10%	9%	5%	4%	5%	5%	6%	5%	6%
<b>Indigenous Issues</b>	4%	3%	3%	2%	2%	2%	3%	3%	3%	4%	5%	6%	6%	6%	6%	7%	6%
<b>Taxation</b>	6%	7%	8%	6%	8%	10%	10%	8%	8%	7%	6%	7%	7%	8%	7%	6%	6%
<b>Petrol Prices</b>	9%	15%	14%	11%	8%	4%	4%	6%	11%	9%	5%	5%	7%	8%	8%	6%	5%





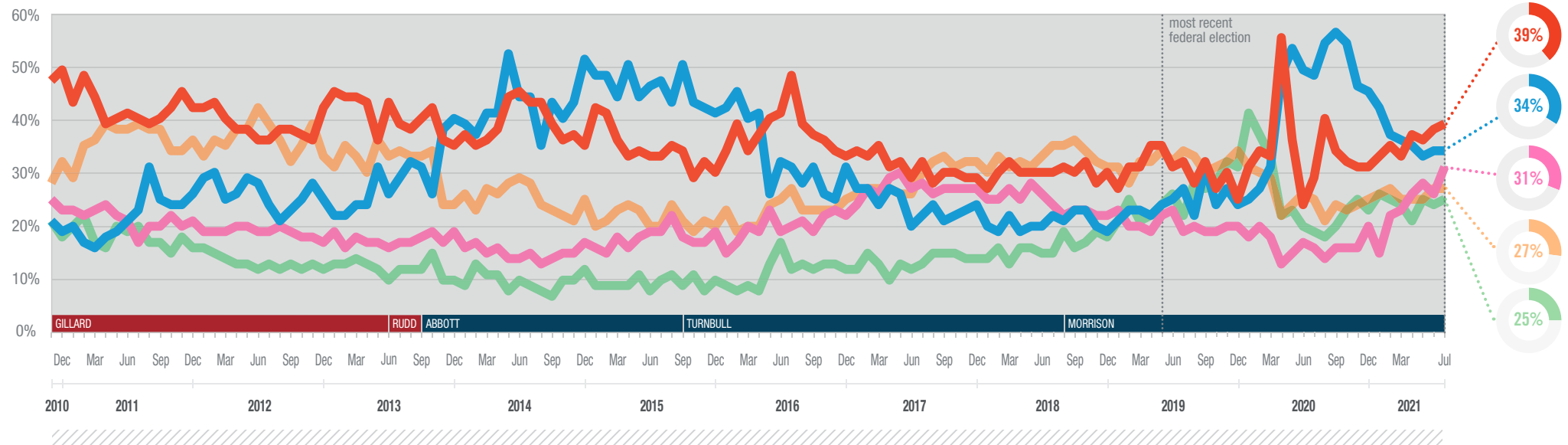
# IPSOS ISSUES MONITOR JULY 2021

## The top issues facing Australia

Mark Davis  
Managing Director, Public Affairs, Australia and New Zealand  
mark.davis@ipsos.com  
(03) 9946 0826

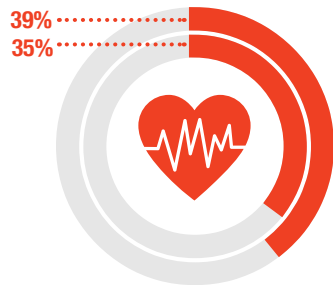


The Ipsos Issues Monitor is Australia's longest running ongoing survey of community concerns. We've checked-in with 1000 Australians' worries each and every month for more than a decade. So, what are we most concerned about, how do these worries change, and which political party do we believe is most capable of addressing these issues?

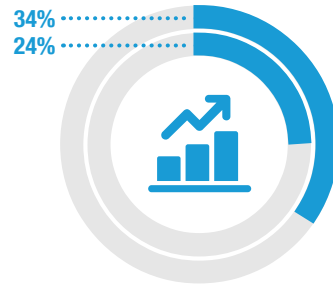


JUL 21  
MAY 19

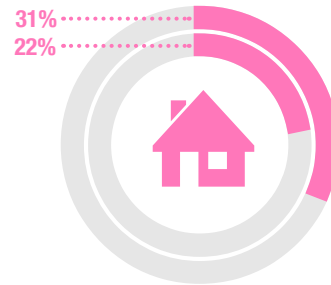
### Healthcare



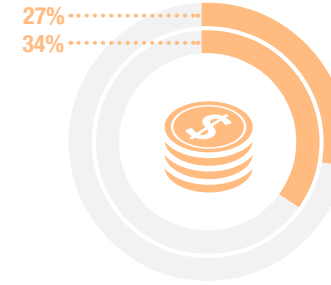
### The Economy



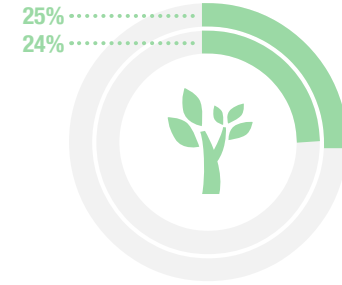
### Housing



### Cost of Living

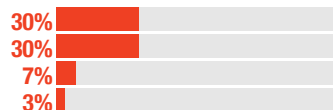


### Environment

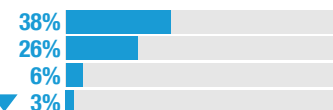


### Party most capable to manage the top issues facing Australia

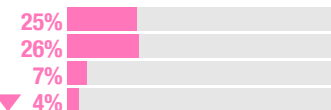
COALITION  
ALP  
GREENS  
OTHER



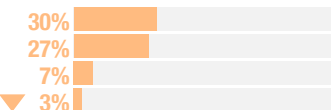
Don't know: 21% None: 8%



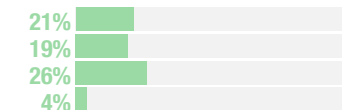
Don't know: 21% None: 8%



Don't know: 26% None: 13%



Don't know: 23% None: 10%



Don't know: 21% None: 9%








# IPSOS ISSUES MONITOR JULY 2021

The top issues facing Australia

Mark Davis  
Managing Director, Public Affairs, Australia and New Zealand  
✉ mark.davis@ipsos.com  
☎ (03) 9946 0826



	2010	2011	2012	2013	2014	2015	2016	2017	2018	2019	2020	JAN 2021	FEB 2021	MAR 2021	APR 2021	MAY 2021	JUN 2021	JUL 2021
 <b>Healthcare</b>	48%	42%	39%	41%	39%	34%	38%	31%	30%	30%	34%	33%	35%	33%	37%	36%	38%	39%
 <b>The Economy</b>	20%	22%	26%	29%	42%	45%	33%	24%	21%	24%	45%	42%	37%	36%	35%	33%	34%	34%
 <b>Housing</b>	24%	21%	19%	18%	15%	18%	20%	27%	24%	20%	17%	15%	22%	23%	26%	28%	26%	31%
 <b>Cost of Living</b>	30%	36%	36%	32%	25%	21%	23%	29%	33%	32%	25%	26%	27%	25%	25%	25%	27%	27%
 <b>Environment</b>	20%	18%	13%	12%	10%	10%	12%	13%	16%	26%	25%	26%	25%	24%	21%	25%	24%	25%
<b>Unemployment</b>	10%	10%	17%	21%	26%	26%	24%	23%	18%	16%	35%	30%	29%	27%	25%	22%	24%	21%
<b>Crime</b>	26%	28%	28%	30%	24%	22%	25%	27%	27%	24%	19%	22%	21%	23%	24%	21%	21%	19%
<b>Poverty</b>	10%	10%	10%	11%	13%	12%	13%	14%	15%	16%	15%	16%	17%	18%	17%	18%	18%	16%
<b>Education</b>	15%	12%	16%	19%	20%	17%	18%	14%	13%	13%	11%	12%	13%	13%	11%	13%	13%	14%
<b>Drug Abuse</b>	13%	12%	12%	12%	13%	16%	17%	16%	15%	14%	11%	11%	11%	12%	12%	11%	10%	11%
<b>Defence</b>	5%	4%	3%	3%	8%	16%	12%	14%	8%	7%	6%	9%	6%	7%	6%	11%	9%	10%
<b>Immigration</b>	19%	23%	22%	23%	20%	20%	20%	19%	21%	19%	11%	12%	11%	9%	11%	13%	10%	10%
<b>Personal Debt</b>	15%	13%	12%	9%	6%	5%	7%	10%	10%	10%	10%	9%	7%	8%	8%	8%	8%	8%
<b>Population</b>	10%	8%	7%	7%	6%	6%	6%	8%	13%	12%	8%	7%	7%	9%	7%	6%	8%	8%
<b>Petrol Prices</b>	9%	15%	14%	11%	8%	4%	4%	6%	11%	9%	5%	5%	7%	8%	8%	6%	5%	7%
<b>Transport</b>	10%	10%	10%	9%	7%	7%	8%	8%	10%	9%	5%	4%	5%	5%	6%	5%	6%	6%
<b>Indigenous Issues</b>	4%	3%	3%	2%	2%	2%	3%	3%	3%	4%	5%	6%	6%	6%	6%	7%	6%	6%
<b>Taxation</b>	6%	7%	8%	6%	8%	10%	10%	8%	8%	7%	6%	7%	7%	8%	7%	6%	6%	6%
<b>Racism</b>	6%	6%	5%	6%	7%	8%	8%	7%	5%	5%	6%	8%	5%	7%	7%	7%	7%	5%





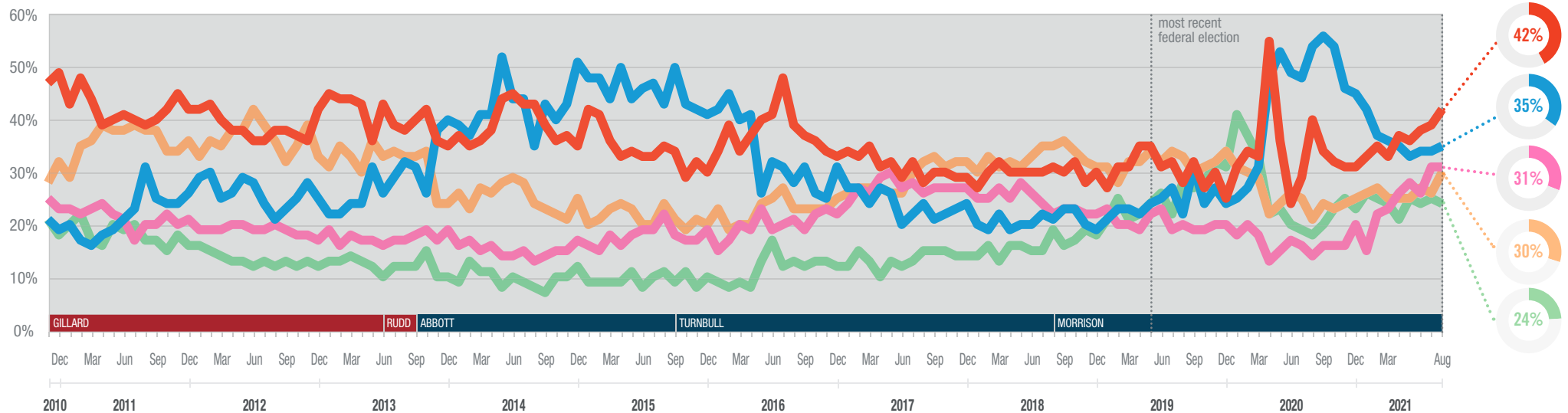
# IPSOS ISSUES MONITOR AUGUST 2021

The top issues facing Australia

Mark Davis  
Managing Director, Public Affairs, Australia and New Zealand  
mark.davis@ipsos.com  
(03) 9946 0826

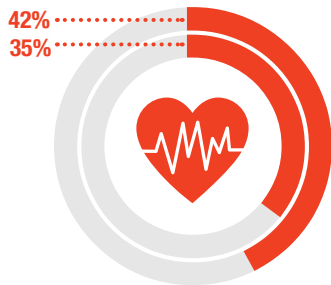


The Ipsos Issues Monitor is Australia's longest running ongoing survey of community concerns. We've checked-in with 1000 Australians' worries each and every month for more than a decade. So, what are we most concerned about, how do these worries change, and which political party do we believe is most capable of addressing these issues?

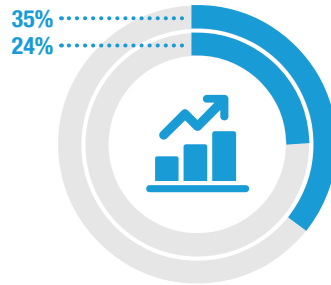


## Healthcare

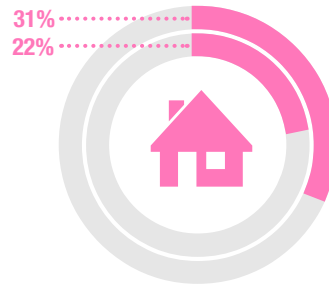
AUG 21  
MAY 19



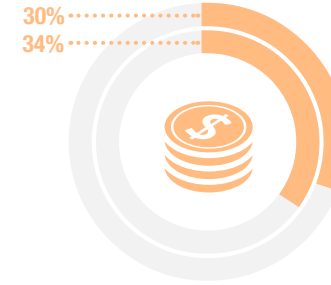
## The Economy



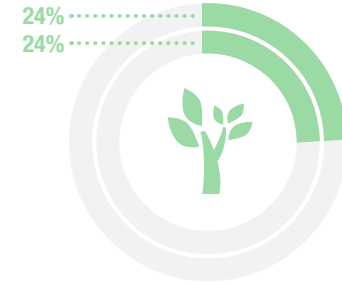
## Housing



## Cost of Living

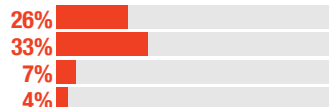


## Environment

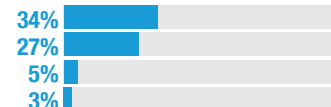


## Party most capable to manage the top issues facing Australia

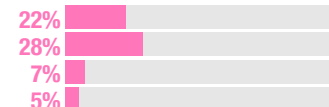
COALITION  
ALP  
GREENS  
OTHER



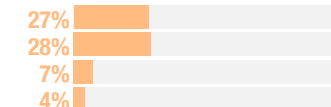
Don't know: 22% None: 8%



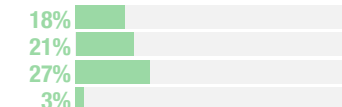
Don't know: 22% None: 7%



Don't know: 27% None: 11%



Don't know: 25% None: 8%



Don't know: 22% None: 8%










# IPSOS ISSUES MONITOR AUGUST 2021

The top issues facing Australia

Mark Davis  
Managing Director, Public Affairs, Australia and New Zealand  
✉ mark.davis@ipsos.com  
☎ (03) 9946 0826



	2010	2011	2012	2013	2014	2015	2016	2017	2018	2019	2020	JAN 2021	FEB 2021	MAR 2021	APR 2021	MAY 2021	JUN 2021	JUL 2021	AUG 2021
 <b>Healthcare</b>	48%	42%	39%	41%	39%	34%	38%	31%	30%	30%	34%	33%	35%	33%	37%	36%	38%	39%	42%
 <b>The Economy</b>	20%	22%	26%	29%	42%	45%	33%	24%	21%	24%	45%	42%	37%	36%	35%	33%	34%	34%	35%
 <b>Housing</b>	24%	21%	19%	18%	15%	18%	20%	27%	24%	20%	17%	15%	22%	23%	26%	28%	26%	31%	31%
 <b>Cost of Living</b>	30%	36%	36%	32%	25%	21%	23%	29%	33%	32%	25%	26%	27%	25%	25%	25%	27%	26%	30%
 <b>Environment</b>	20%	18%	13%	12%	10%	10%	12%	13%	16%	26%	25%	26%	25%	24%	21%	25%	24%	25%	24%
<b>Unemployment</b>	10%	10%	17%	21%	26%	26%	24%	23%	18%	16%	35%	30%	29%	27%	25%	22%	24%	20%	21%
<b>Crime</b>	26%	28%	28%	30%	24%	22%	25%	27%	27%	24%	19%	22%	21%	23%	24%	21%	21%	19%	18%
<b>Poverty</b>	10%	10%	10%	11%	13%	12%	13%	14%	15%	16%	15%	16%	17%	18%	17%	18%	18%	16%	17%
<b>Education</b>	15%	12%	16%	19%	20%	17%	18%	14%	13%	13%	11%	12%	13%	13%	11%	13%	13%	14%	11%
<b>Drug Abuse</b>	13%	12%	12%	12%	13%	16%	17%	16%	15%	14%	11%	11%	11%	12%	12%	11%	10%	11%	10%
<b>Immigration</b>	19%	23%	22%	23%	20%	20%	20%	19%	21%	19%	11%	12%	11%	9%	11%	13%	10%	10%	9%
<b>Petrol Prices</b>	9%	15%	14%	11%	8%	4%	4%	6%	11%	9%	5%	5%	7%	8%	8%	6%	5%	7%	8%
<b>Personal Debt</b>	15%	13%	12%	9%	6%	5%	7%	10%	10%	10%	10%	9%	7%	8%	8%	8%	8%	8%	8%
<b>Taxation</b>	6%	7%	8%	6%	8%	10%	10%	8%	8%	7%	6%	7%	7%	8%	7%	6%	6%	6%	7%
<b>Population</b>	10%	8%	7%	7%	6%	6%	6%	8%	13%	12%	8%	7%	7%	9%	7%	6%	8%	7%	6%
<b>Racism</b>	6%	6%	5%	6%	7%	8%	8%	7%	5%	5%	6%	8%	5%	7%	7%	7%	7%	5%	6%
<b>Defence</b>	5%	4%	3%	3%	8%	16%	12%	14%	8%	7%	6%	9%	6%	7%	6%	11%	9%	11%	6%
<b>Indigenous Issues</b>	4%	3%	3%	2%	2%	2%	3%	3%	3%	4%	5%	6%	6%	6%	6%	7%	6%	6%	5%
<b>Transport</b>	10%	10%	10%	9%	7%	7%	8%	8%	10%	9%	5%	4%	5%	5%	6%	5%	6%	6%	4%



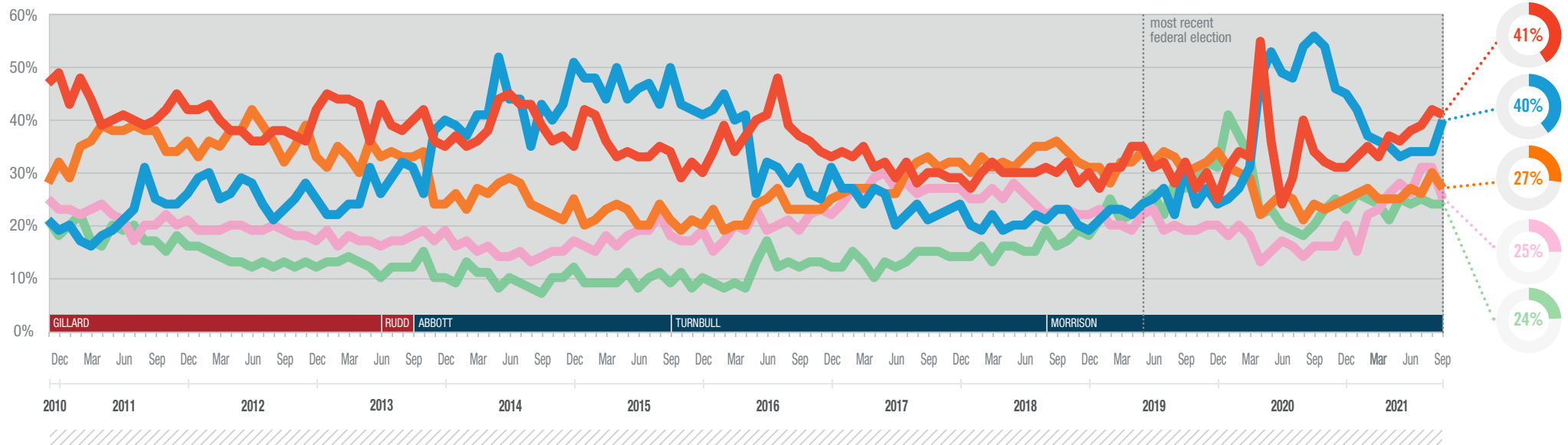
# IPSOS ISSUES MONITOR SEPTEMBER 2021

## The top issues facing Australia

Mark Davis  
Managing Director, Public Affairs, Australia and New Zealand  
mark.davis@ipsos.com  
(03) 9946 0826

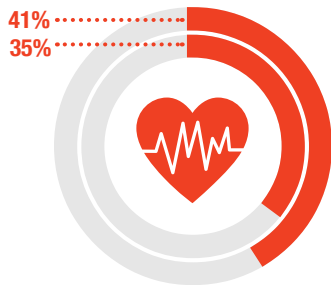


The Ipsos Issues Monitor is Australia's longest running ongoing survey of community concerns. We've checked-in with 1000 Australians' worries each and every month for more than a decade. So, what are we most concerned about, how do these worries change, and which political party do we believe is most capable of addressing these issues?

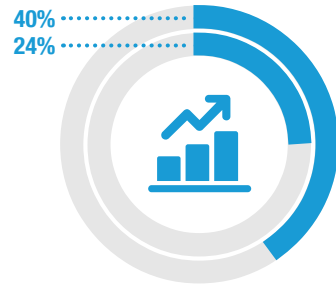


### Healthcare

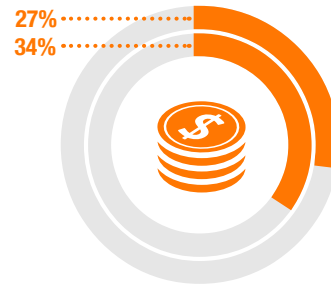
SEP 21  
MAY 19



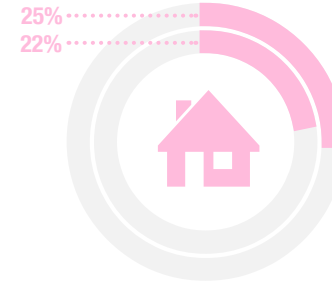
### The Economy



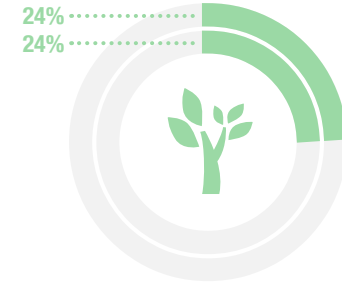
### Cost of Living



### Housing

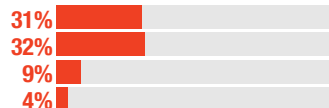


### Environment

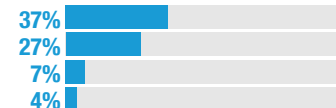


### Party most capable to manage the top issues facing Australia

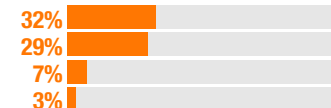
COALITION  
ALP  
GREENS  
OTHER



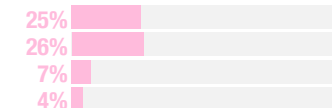
Don't know: 18% None: 7%



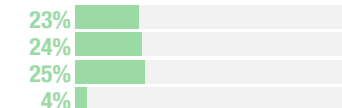
Don't know: 19% None: 7%



Don't know: 20% None: 9%



Don't know: 25% None: 12%



Don't know: 18% None: 6%








# IPSOS ISSUES MONITOR SEPTEMBER 2021

The top issues facing Australia

Mark Davis  
Managing Director, Public Affairs, Australia and New Zealand  
✉ mark.davis@ipsos.com  
☎ (03) 9946 0826



	2010	2011	2012	2013	2014	2015	2016	2017	2018	2019	2020	JAN 2021	FEB 2021	MAR 2021	APR 2021	MAY 2021	JUN 2021	JUL 2021	AUG 2021	SEP 2021
 <b>Healthcare</b>	48%	42%	39%	41%	39%	34%	38%	31%	30%	30%	34%	33%	35%	33%	37%	36%	38%	39%	42%	41%
 <b>The Economy</b>	20%	22%	26%	29%	42%	45%	33%	24%	21%	24%	45%	42%	37%	36%	35%	33%	34%	34%	34%	40%
 <b>Cost of Living</b>	30%	36%	36%	32%	25%	21%	23%	29%	33%	32%	25%	26%	27%	25%	25%	25%	27%	26%	30%	27%
 <b>Housing</b>	24%	21%	19%	18%	15%	18%	20%	27%	24%	20%	17%	15%	22%	23%	26%	28%	26%	31%	31%	25%
 <b>Environment</b>	20%	18%	13%	12%	10%	10%	12%	13%	16%	26%	25%	26%	25%	24%	21%	25%	24%	25%	24%	24%
<b>Unemployment</b>	10%	10%	17%	21%	26%	26%	24%	23%	18%	16%	35%	30%	29%	27%	25%	22%	24%	20%	21%	22%
<b>Crime</b>	26%	28%	28%	30%	24%	22%	25%	27%	27%	24%	19%	22%	21%	23%	24%	21%	21%	19%	19%	19%
<b>Poverty</b>	10%	10%	10%	11%	13%	12%	13%	14%	15%	16%	15%	16%	17%	18%	17%	18%	18%	16%	17%	16%
<b>Education</b>	15%	12%	16%	19%	20%	17%	18%	14%	13%	13%	11%	12%	13%	13%	11%	13%	13%	14%	11%	12%
<b>Immigration</b>	19%	23%	22%	23%	20%	20%	20%	19%	21%	19%	11%	12%	11%	9%	11%	13%	10%	10%	9%	11%
<b>Drug Abuse</b>	13%	12%	12%	12%	13%	16%	17%	16%	15%	14%	11%	11%	11%	12%	12%	11%	10%	11%	10%	10%
<b>Petrol Prices</b>	9%	15%	14%	11%	8%	4%	4%	6%	11%	9%	5%	5%	7%	8%	8%	6%	5%	7%	8%	9%
<b>Defence</b>	5%	4%	3%	3%	8%	16%	12%	14%	8%	7%	6%	9%	6%	7%	6%	11%	9%	11%	6%	8%
<b>Population</b>	10%	8%	7%	7%	6%	6%	6%	8%	13%	12%	8%	7%	7%	9%	7%	6%	8%	8%	6%	7%
<b>Personal Debt</b>	15%	13%	12%	9%	6%	5%	7%	10%	10%	10%	10%	9%	7%	8%	8%	8%	8%	8%	8%	7%
<b>Indigenous Issues</b>	4%	3%	3%	2%	2%	2%	3%	3%	3%	4%	5%	6%	6%	6%	6%	7%	6%	6%	6%	6%
<b>Taxation</b>	6%	7%	8%	6%	8%	10%	10%	8%	8%	7%	6%	7%	7%	8%	7%	6%	6%	5%	7%	6%
<b>Racism</b>	6%	6%	5%	6%	7%	8%	8%	7%	5%	5%	6%	8%	5%	7%	7%	7%	7%	5%	6%	5%
<b>Transport</b>	10%	10%	10%	9%	7%	7%	8%	8%	10%	9%	5%	4%	5%	5%	6%	5%	6%	6%	4%	5%





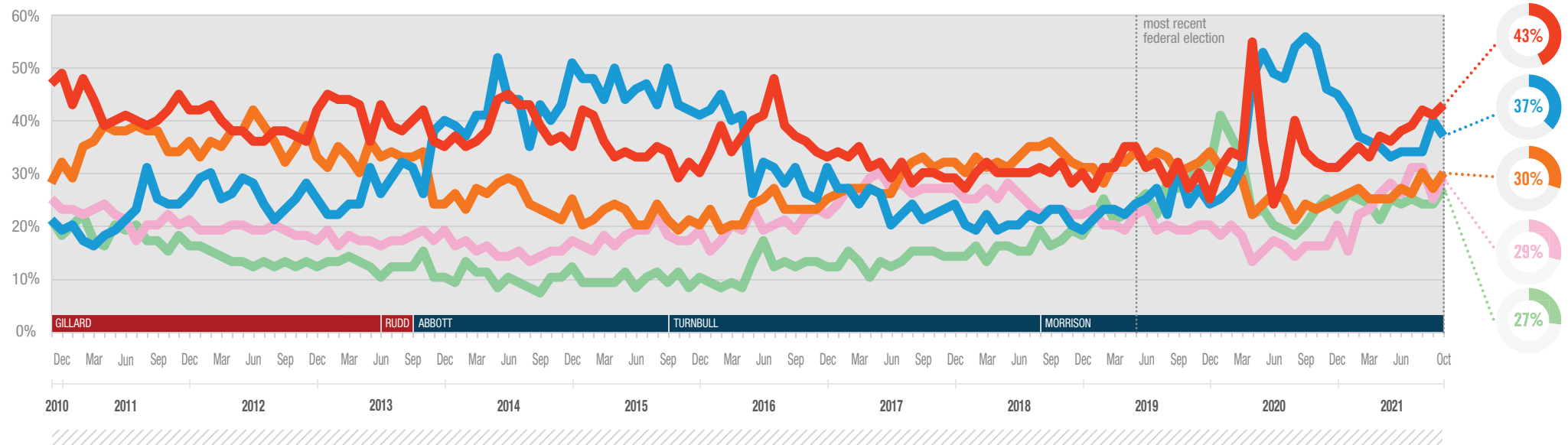
# IPSOS ISSUES MONITOR OCTOBER 2021

## The top issues facing Australia

Mark Davis  
Managing Director, Public Affairs, Australia and New Zealand  
mark.davis@ipsos.com  
(03) 9946 0826

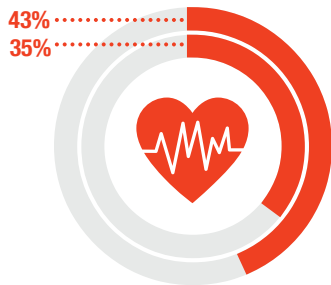


The Ipsos Issues Monitor is Australia's longest running ongoing survey of community concerns. We've checked-in with 1000 Australians' worries each and every month for more than a decade. So, what are we most concerned about, how do these worries change, and which political party do we believe is most capable of addressing these issues?

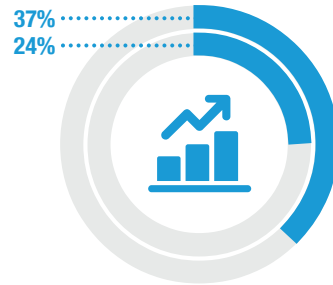


### Healthcare

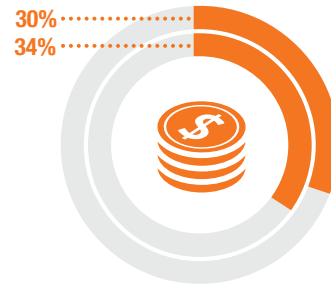
OCT 21  
MAY 19



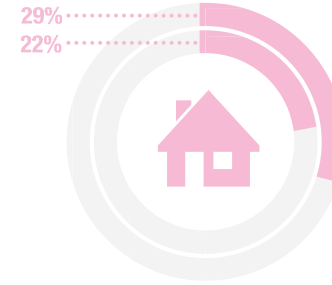
### The Economy



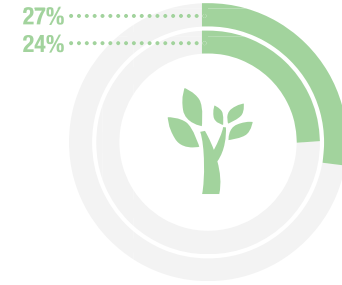
### Cost of Living



### Housing

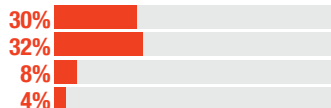


### Environment

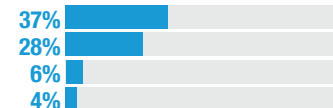


### Party most capable to manage the top issues facing Australia

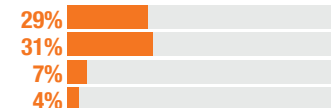
COALITION  
ALP  
GREENS  
OTHER



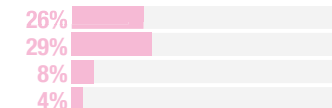
Don't know: 20% None: 6%



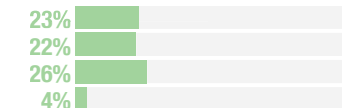
Don't know: 18% None: 6%



Don't know: 21% None: 8%



Don't know: 24% None: 9%



Don't know: 19% None: 7%








# IPSOS ISSUES MONITOR OCTOBER 2021

The top issues facing Australia

Mark Davis  
Managing Director, Public Affairs, Australia and New Zealand  
✉ mark.davis@ipsos.com  
☎ (03) 9946 0826



	2010	2011	2012	2013	2014	2015	2016	2017	2018	2019	2020	JAN 2021	FEB 2021	MAR 2021	APR 2021	MAY 2021	JUN 2021	JUL 2021	AUG 2021	SEP 2021	OCT 2021
 <b>Healthcare</b>	48%	42%	39%	41%	39%	34%	38%	31%	30%	30%	34%	33%	35%	33%	37%	36%	38%	39%	42%	41%	43%
 <b>The Economy</b>	20%	22%	26%	29%	42%	45%	33%	24%	21%	24%	45%	42%	37%	36%	35%	33%	34%	34%	34%	40%	37%
 <b>Cost of Living</b>	30%	36%	36%	32%	25%	21%	23%	29%	33%	32%	25%	26%	27%	25%	25%	25%	27%	26%	30%	27%	30%
 <b>Housing</b>	24%	21%	19%	18%	15%	18%	20%	27%	24%	20%	17%	15%	22%	23%	26%	28%	26%	31%	31%	25%	29%
 <b>Environment</b>	20%	18%	13%	12%	10%	10%	12%	13%	16%	26%	25%	26%	25%	24%	21%	25%	24%	25%	24%	24%	27%
<b>Crime</b>	26%	28%	28%	30%	24%	22%	25%	27%	27%	24%	19%	22%	21%	23%	24%	21%	21%	19%	19%	19%	18%
<b>Unemployment</b>	10%	10%	17%	21%	26%	26%	24%	23%	18%	16%	35%	30%	29%	27%	25%	22%	24%	20%	21%	22%	18%
<b>Poverty</b>	10%	10%	10%	11%	13%	12%	13%	14%	15%	16%	15%	16%	17%	18%	17%	18%	18%	16%	17%	16%	15%
<b>Education</b>	15%	12%	16%	19%	20%	17%	18%	14%	13%	13%	11%	12%	13%	13%	11%	13%	13%	14%	11%	12%	12%
<b>Immigration</b>	19%	23%	22%	23%	20%	20%	20%	19%	21%	19%	11%	12%	11%	9%	11%	13%	10%	10%	9%	11%	9%
<b>Personal Debt</b>	15%	13%	12%	9%	6%	5%	7%	10%	10%	10%	10%	9%	7%	8%	8%	8%	8%	8%	8%	7%	9%
<b>Defence</b>	5%	4%	3%	3%	8%	16%	12%	14%	8%	7%	6%	9%	6%	7%	6%	11%	9%	11%	6%	8%	8%
<b>Petrol Prices</b>	9%	15%	14%	11%	8%	4%	4%	6%	11%	9%	5%	5%	7%	8%	8%	6%	5%	7%	8%	9%	8%
<b>Drug Abuse</b>	13%	12%	12%	12%	13%	16%	17%	16%	15%	14%	11%	11%	11%	12%	12%	11%	10%	11%	10%	10%	8%
<b>Taxation</b>	6%	7%	8%	6%	8%	10%	10%	8%	8%	7%	6%	7%	7%	8%	7%	6%	6%	5%	7%	6%	8%
<b>Population</b>	10%	8%	7%	7%	6%	6%	6%	8%	13%	12%	8%	7%	7%	9%	7%	6%	8%	8%	6%	7%	7%
<b>Racism</b>	6%	6%	5%	6%	7%	8%	8%	7%	5%	5%	6%	8%	5%	7%	7%	7%	7%	5%	6%	5%	6%
<b>Transport</b>	10%	10%	10%	9%	7%	7%	8%	8%	10%	9%	5%	4%	5%	5%	6%	5%	6%	6%	4%	5%	4%
<b>Indigenous Issues</b>	4%	3%	3%	2%	2%	2%	3%	3%	3%	4%	5%	6%	6%	6%	6%	7%	6%	6%	6%	6%	4%





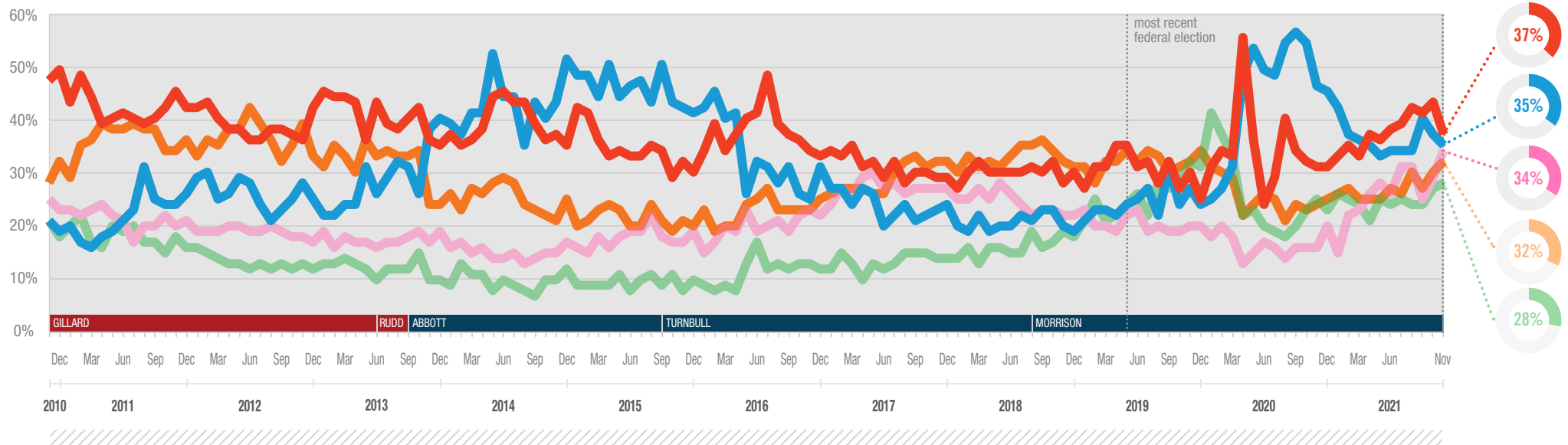
# IPSOS ISSUES MONITOR NOVEMBER 2021

The top issues facing Australia

Mark Davis  
Managing Director, Public Affairs, Australia and New Zealand  
mark.davis@ipsos.com  
(03) 9946 0826

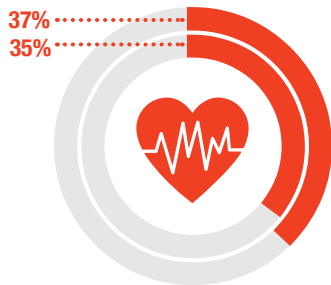


The Ipsos Issues Monitor is Australia's longest running ongoing survey of community concerns. We've checked-in with 1000 Australians' worries each and every month for more than a decade. So, what are we most concerned about, how do these worries change, and which political party do we believe is most capable of addressing these issues?

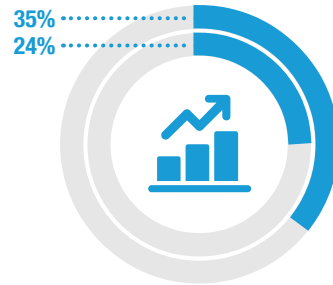


## Healthcare

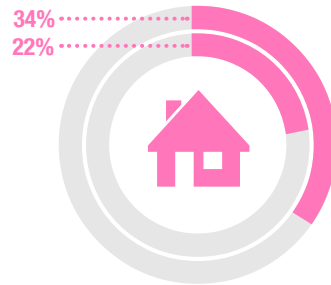
NOV 21  
MAY 19



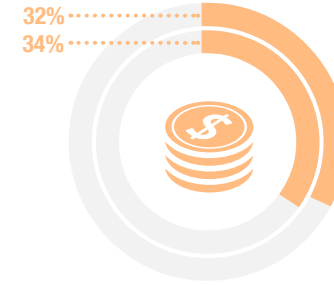
## The Economy



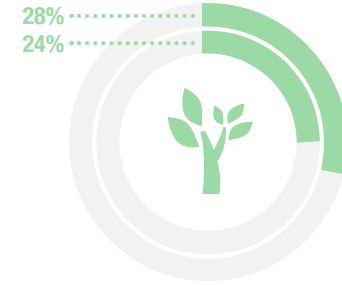
## Housing



## Cost of Living

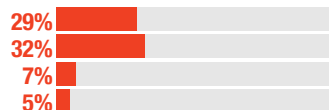


## Environment

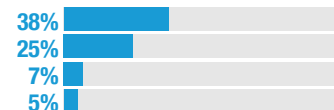


## Party most capable to manage the top issues facing Australia

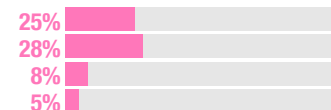
COALITION  
ALP  
GREENS  
OTHER



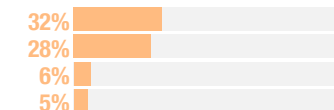
Don't know: 20% None: 6%



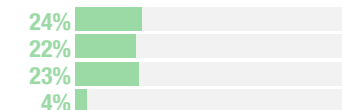
Don't know: 21% None: 4%



Don't know: 24% None: 10%



Don't know: 21% None: 8%



Don't know: 21% None: 6%








# IPSOS ISSUES MONITOR NOVEMBER 2021

The top issues facing Australia

Mark Davis  
Managing Director, Public Affairs, Australia and New Zealand  
✉ mark.davis@ipsos.com  
☎ (03) 9946 0826



	2010	2011	2012	2013	2014	2015	2016	2017	2018	2019	2020	JAN 2021	FEB 2021	MAR 2021	APR 2021	MAY 2021	JUN 2021	JUL 2021	AUG 2021	SEP 2021	OCT 2021	NOV 2021
 <b>Healthcare</b>	48%	42%	39%	41%	39%	34%	38%	31%	30%	30%	34%	33%	35%	33%	37%	36%	38%	39%	42%	41%	43%	37%
 <b>The Economy</b>	20%	22%	26%	29%	42%	45%	33%	24%	21%	24%	45%	42%	37%	36%	35%	33%	34%	34%	34%	40%	37%	35%
 <b>Housing</b>	24%	21%	19%	18%	15%	18%	20%	27%	24%	20%	17%	15%	22%	23%	26%	28%	26%	31%	31%	25%	29%	34%
 <b>Cost of Living</b>	30%	36%	36%	32%	25%	21%	23%	29%	33%	32%	25%	26%	27%	25%	25%	25%	27%	26%	30%	27%	30%	32%
 <b>Environment</b>	20%	18%	13%	12%	10%	10%	12%	13%	16%	26%	25%	26%	25%	24%	21%	25%	24%	25%	24%	24%	27%	28%
<b>Unemployment</b>	10%	10%	17%	21%	26%	26%	24%	23%	18%	16%	35%	30%	29%	27%	25%	22%	24%	20%	21%	22%	18%	17%
<b>Poverty</b>	10%	10%	10%	11%	13%	12%	13%	14%	15%	16%	15%	16%	17%	18%	17%	18%	18%	16%	17%	16%	15%	16%
<b>Crime</b>	26%	28%	28%	30%	24%	22%	25%	27%	27%	24%	19%	22%	21%	23%	24%	21%	21%	19%	19%	19%	18%	16%
<b>Petrol Prices</b>	9%	15%	14%	11%	8%	4%	4%	6%	11%	9%	5%	5%	7%	8%	8%	6%	5%	7%	8%	9%	8%	13%
<b>Education</b>	15%	12%	16%	19%	20%	17%	18%	14%	13%	13%	11%	12%	13%	13%	11%	13%	13%	14%	11%	12%	12%	13%
<b>Immigration</b>	19%	23%	22%	23%	20%	20%	20%	19%	21%	19%	11%	12%	11%	9%	11%	13%	10%	10%	9%	11%	9%	9%
<b>Population</b>	10%	8%	7%	7%	6%	6%	6%	8%	13%	12%	8%	7%	7%	9%	7%	6%	8%	8%	6%	7%	7%	8%
<b>Defence</b>	5%	4%	3%	3%	8%	16%	12%	14%	8%	7%	6%	9%	6%	7%	6%	11%	9%	11%	6%	8%	9%	7%
<b>Personal Debt</b>	15%	13%	12%	9%	6%	5%	7%	10%	10%	10%	10%	9%	7%	8%	8%	8%	8%	8%	8%	7%	9%	7%
<b>Drug Abuse</b>	13%	12%	12%	12%	13%	16%	17%	16%	15%	14%	11%	11%	11%	12%	12%	11%	10%	11%	10%	10%	8%	7%
<b>Taxation</b>	6%	7%	8%	6%	8%	10%	10%	8%	8%	7%	6%	7%	7%	8%	7%	6%	6%	5%	7%	6%	7%	7%
<b>Indigenous Issues</b>	4%	3%	3%	2%	2%	2%	3%	3%	3%	4%	5%	6%	6%	6%	6%	7%	6%	6%	6%	6%	4%	5%
<b>Racism</b>	6%	6%	5%	6%	7%	8%	8%	7%	5%	5%	6%	8%	5%	7%	7%	7%	7%	5%	6%	5%	6%	5%
<b>Transport</b>	10%	10%	10%	9%	7%	7%	8%	8%	10%	9%	5%	4%	5%	5%	6%	5%	6%	6%	4%	5%	4%	4%







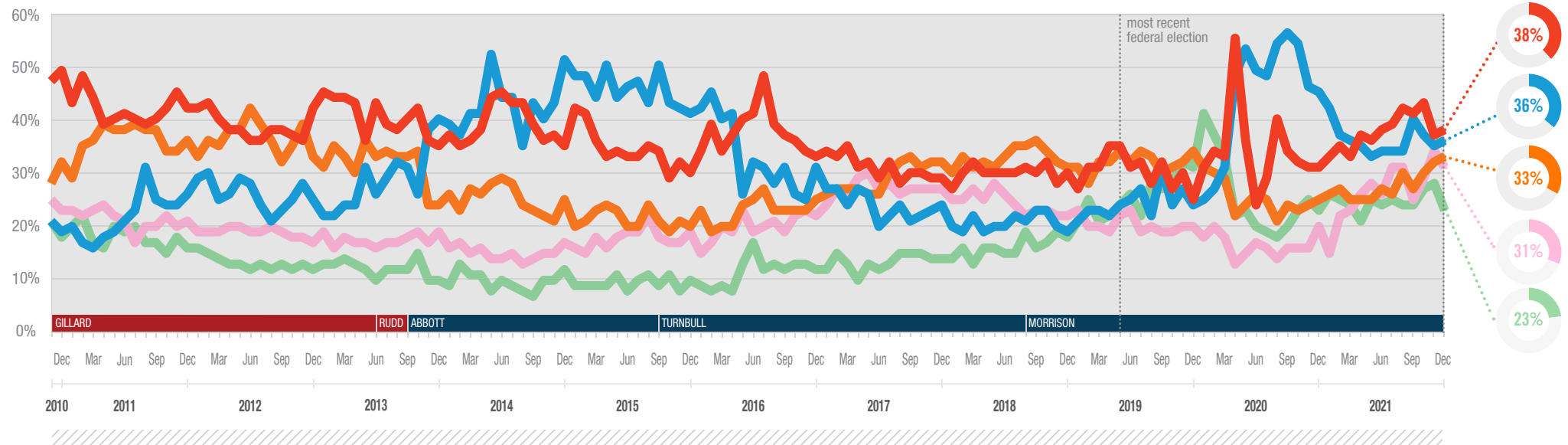
# IPSOS ISSUES MONITOR DECEMBER 2021

The top issues facing Australia

Mark Davis  
Managing Director, Public Affairs, Australia and New Zealand  
mark.davis@ipsos.com  
(03) 9946 0826

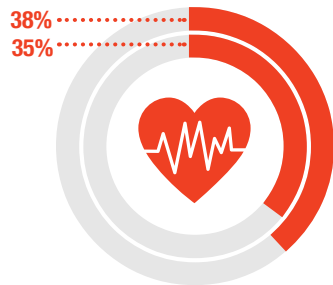


The Ipsos Issues Monitor is Australia's longest running ongoing survey of community concerns. We've checked-in with 1000 Australians' worries each and every month for more than a decade. So, what are we most concerned about, how do these worries change, and which political party do we believe is most capable of addressing these issues?

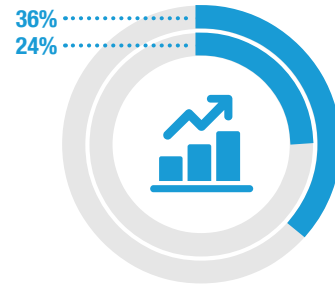


## Healthcare

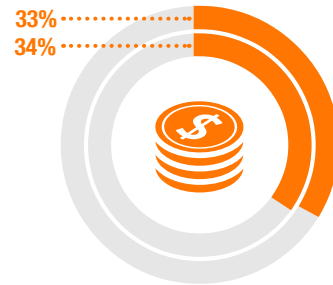
DEC 21  
MAY 19



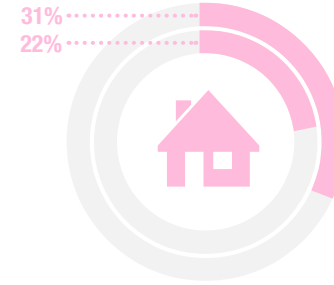
## The Economy



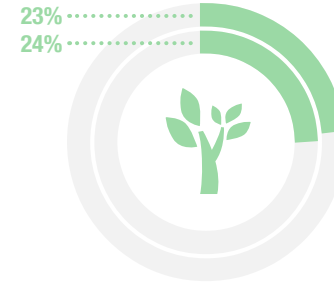
## Cost of Living



## Housing

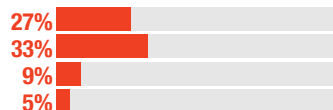


## Environment

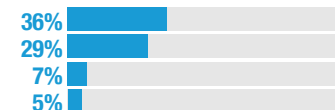


## Party most capable to manage the top issues facing Australia

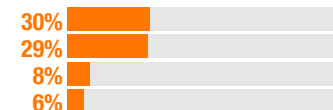
COALITION  
ALP  
GREENS  
OTHER



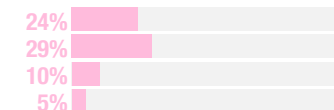
Don't know: 20% None: 6%



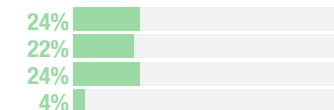
Don't know: 19% None: 5%



Don't know: 21% None: 7%



Don't know: 22% None: 9%



Don't know: 20% None: 6%








# IPSOS ISSUES MONITOR DECEMBER 2021

The top issues facing Australia

Mark Davis  
Managing Director, Public Affairs, Australia and New Zealand  
✉ mark.davis@ipsos.com  
☎ (03) 9946 0826



	2010	2011	2012	2013	2014	2015	2016	2017	2018	2019	2020	JAN 2021	FEB 2021	MAR 2021	APR 2021	MAY 2021	JUN 2021	JUL 2021	AUG 2021	SEP 2021	OCT 2021	NOV 2021	DEC 2021
 <b>Healthcare</b>	48%	42%	39%	41%	39%	34%	38%	31%	30%	30%	34%	33%	35%	33%	37%	36%	38%	39%	42%	41%	43%	37%	38%
 <b>The Economy</b>	20%	22%	26%	29%	42%	45%	33%	24%	21%	24%	45%	42%	37%	36%	35%	33%	34%	34%	34%	40%	37%	35%	36%
 <b>Cost of Living</b>	30%	36%	36%	32%	25%	21%	23%	29%	33%	32%	25%	26%	27%	25%	25%	25%	27%	26%	30%	27%	30%	32%	33%
 <b>Housing</b>	24%	21%	19%	18%	15%	18%	20%	27%	24%	20%	17%	15%	22%	23%	26%	28%	26%	31%	31%	25%	29%	34%	31%
 <b>Environment</b>	20%	18%	13%	12%	10%	10%	12%	13%	16%	26%	25%	26%	25%	24%	21%	25%	24%	25%	24%	24%	27%	28%	23%
<b>Crime</b>	26%	28%	28%	30%	24%	22%	25%	27%	27%	24%	19%	22%	21%	23%	24%	21%	21%	19%	19%	19%	18%	16%	18%
<b>Unemployment</b>	10%	10%	17%	21%	26%	26%	24%	23%	18%	16%	35%	30%	29%	27%	25%	22%	24%	20%	21%	22%	18%	17%	16%
<b>Poverty</b>	10%	10%	10%	11%	13%	12%	13%	14%	15%	16%	15%	16%	17%	18%	17%	18%	18%	16%	17%	16%	15%	16%	16%
<b>Petrol Prices</b>	9%	15%	14%	11%	8%	4%	4%	6%	11%	9%	5%	5%	7%	8%	8%	6%	5%	7%	8%	9%	8%	13%	14%
<b>Education</b>	15%	12%	16%	19%	20%	17%	18%	14%	13%	13%	11%	12%	13%	13%	11%	13%	13%	14%	11%	12%	12%	13%	11%
<b>Drug Abuse</b>	13%	12%	12%	12%	13%	16%	17%	16%	15%	14%	11%	11%	11%	12%	12%	11%	10%	11%	10%	10%	8%	7%	9%
<b>Defence</b>	5%	4%	3%	3%	8%	16%	12%	14%	8%	7%	6%	9%	6%	7%	6%	11%	9%	11%	6%	8%	9%	8%	9%
<b>Immigration</b>	19%	23%	22%	23%	20%	20%	20%	19%	21%	19%	11%	12%	11%	9%	11%	13%	10%	10%	9%	11%	9%	9%	9%
<b>Personal Debt</b>	15%	13%	12%	9%	6%	5%	7%	10%	10%	10%	10%	9%	7%	8%	8%	8%	8%	8%	8%	7%	9%	7%	7%
<b>Population</b>	10%	8%	7%	7%	6%	6%	6%	8%	13%	12%	8%	7%	7%	9%	7%	6%	8%	8%	6%	7%	7%	8%	6%
<b>Taxation</b>	6%	7%	8%	6%	8%	10%	10%	8%	8%	7%	6%	7%	7%	8%	7%	6%	6%	5%	7%	6%	7%	7%	6%
<b>Indigenous Issues</b>	4%	3%	3%	2%	2%	2%	3%	3%	3%	4%	5%	6%	6%	6%	6%	7%	6%	6%	6%	6%	4%	5%	6%
<b>Racism</b>	6%	6%	5%	6%	7%	8%	8%	7%	5%	5%	6%	8%	5%	7%	7%	7%	7%	5%	6%	5%	6%	5%	5%
<b>Transport</b>	10%	10%	10%	9%	7%	7%	8%	8%	10%	9%	5%	4%	5%	5%	6%	5%	6%	6%	4%	5%	4%	4%	5%

