



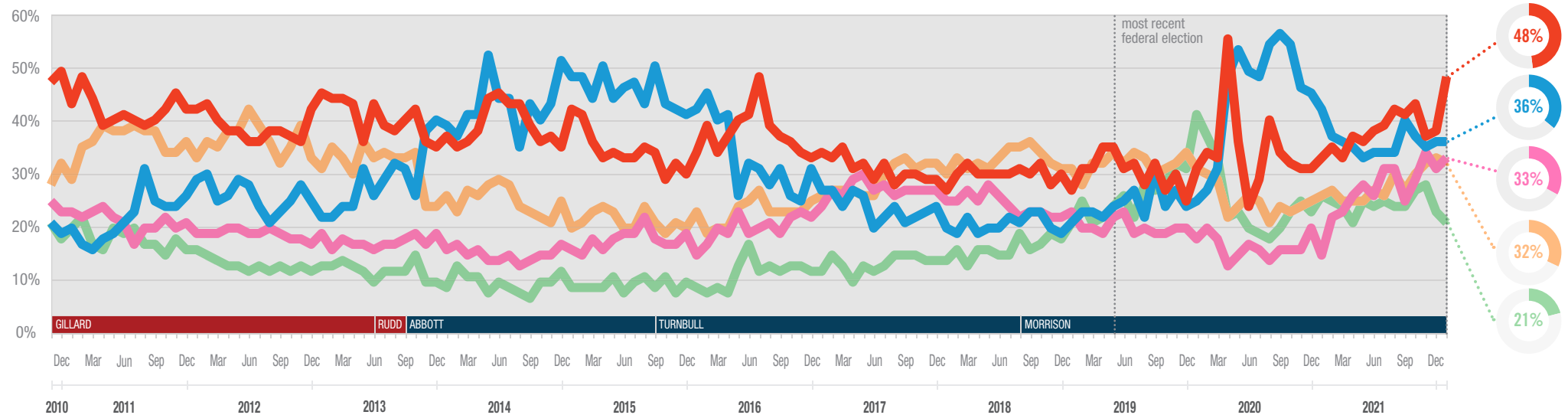
# IPSOS ISSUES MONITOR JANUARY 2022

The top issues facing Australia

Mark Davis  
Managing Director, Public Affairs, Australia and New Zealand  
mark.davis@ipsos.com  
(03) 9946 0826

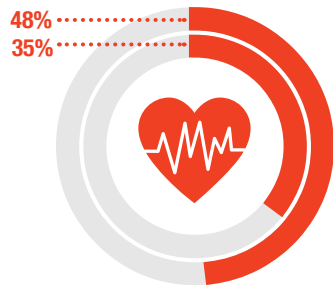


The Ipsos Issues Monitor is Australia's longest running ongoing survey of community concerns. We've checked-in with 1000 Australians' worries each and every month for more than a decade. So, what are we most concerned about, how do these worries change, and which political party do we believe is most capable of addressing these issues?

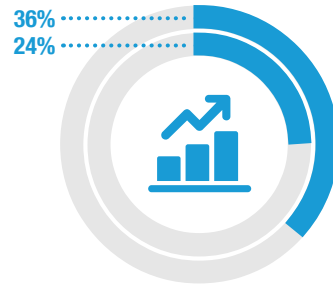


## Healthcare

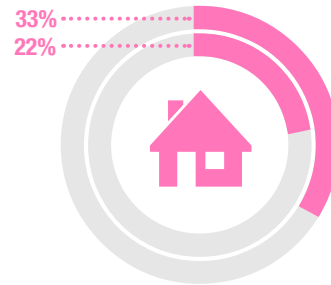
JAN 22  
MAY 19



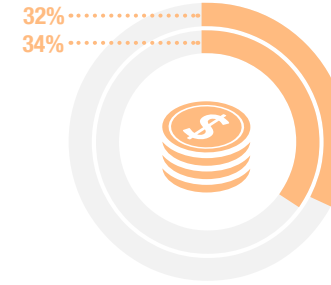
## The Economy



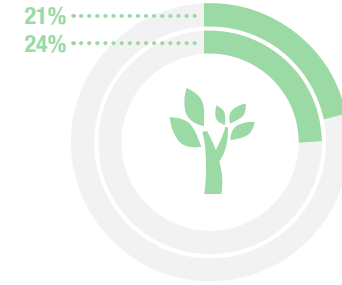
## Housing



## Cost of Living

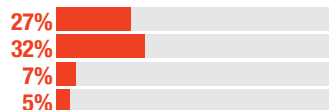


## Environment

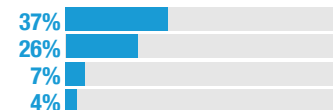


## Party most capable to manage the top issues facing Australia

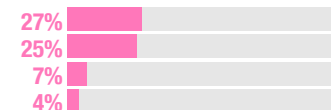
COALITION  
ALP  
GREENS  
OTHER



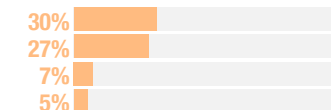
Don't know: 21% None: 8%



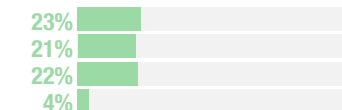
Don't know: 19% None: 7%



Don't know: 25% None: 11%



Don't know: 21% None: 10%



Don't know: 21% None: 8%








# IPSOS ISSUES MONITOR JANUARY 2022

The top issues facing Australia

Mark Davis  
Managing Director, Public Affairs, Australia and New Zealand  
✉ mark.davis@ipsos.com  
☎ (03) 9946 0826



	2010	2011	2012	2013	2014	2015	2016	2017	2018	2019	2020	JAN 2021	FEB 2021	MAR 2021	APR 2021	MAY 2021	JUN 2021	JUL 2021	AUG 2021	SEP 2021	OCT 2021	NOV 2021	DEC 2021	JAN 2022
 <b>Healthcare</b>	48%	42%	39%	41%	39%	34%	38%	31%	30%	30%	34%	33%	35%	33%	37%	36%	38%	39%	42%	41%	43%	37%	38%	48%
 <b>The Economy</b>	20%	22%	26%	29%	42%	45%	33%	24%	21%	24%	45%	42%	37%	36%	35%	33%	34%	34%	34%	40%	37%	35%	36%	36%
 <b>Housing</b>	24%	21%	19%	18%	15%	18%	20%	27%	24%	20%	17%	15%	22%	23%	26%	28%	26%	31%	31%	25%	29%	34%	31%	33%
 <b>Cost of Living</b>	30%	36%	36%	32%	25%	21%	23%	29%	33%	32%	25%	26%	27%	25%	25%	25%	27%	26%	30%	27%	30%	32%	33%	32%
 <b>Environment</b>	20%	18%	13%	12%	10%	10%	12%	13%	16%	26%	25%	26%	25%	24%	21%	25%	24%	25%	24%	24%	27%	28%	23%	21%
<b>Unemployment</b>	10%	10%	17%	21%	26%	26%	24%	23%	18%	16%	35%	30%	29%	27%	25%	22%	24%	20%	21%	22%	18%	17%	16%	19%
<b>Crime</b>	26%	28%	28%	30%	24%	22%	25%	27%	27%	24%	19%	22%	21%	23%	24%	21%	21%	19%	19%	19%	18%	16%	18%	16%
<b>Poverty</b>	10%	10%	10%	11%	13%	12%	13%	14%	15%	16%	15%	16%	17%	18%	17%	18%	18%	16%	17%	16%	15%	16%	16%	15%
<b>Petrol Prices</b>	9%	15%	14%	11%	8%	4%	4%	6%	11%	9%	5%	5%	7%	8%	8%	6%	5%	7%	8%	9%	8%	13%	14%	12%
<b>Immigration</b>	19%	23%	22%	23%	20%	20%	20%	19%	21%	19%	11%	12%	11%	9%	11%	13%	10%	10%	9%	11%	9%	9%	9%	10%
<b>Personal Debt</b>	15%	13%	12%	9%	6%	5%	7%	10%	10%	10%	10%	9%	7%	8%	8%	8%	8%	8%	8%	7%	9%	7%	7%	9%
<b>Education</b>	15%	12%	16%	19%	20%	17%	18%	14%	13%	13%	11%	12%	13%	13%	11%	13%	13%	14%	11%	12%	12%	13%	11%	9%
<b>Defence</b>	5%	4%	3%	3%	8%	16%	12%	14%	8%	7%	6%	9%	6%	7%	6%	11%	9%	11%	6%	8%	9%	8%	9%	7%
<b>Drug Abuse</b>	13%	12%	12%	12%	13%	16%	17%	16%	15%	14%	11%	11%	11%	12%	12%	11%	10%	11%	10%	10%	8%	7%	9%	7%
<b>Population</b>	10%	8%	7%	7%	6%	6%	6%	8%	13%	12%	8%	7%	7%	9%	7%	6%	8%	8%	6%	7%	7%	8%	6%	6%
<b>Indigenous Issues</b>	4%	3%	3%	2%	2%	2%	3%	3%	3%	4%	5%	6%	6%	6%	6%	7%	6%	6%	6%	6%	4%	5%	6%	5%
<b>Racism</b>	6%	6%	5%	6%	7%	8%	8%	7%	5%	5%	6%	8%	5%	7%	7%	7%	7%	5%	6%	5%	6%	5%	5%	5%
<b>Transport</b>	10%	10%	10%	9%	7%	7%	8%	8%	10%	9%	5%	4%	5%	5%	6%	5%	6%	6%	4%	5%	4%	4%	5%	5%
<b>Taxation</b>	6%	7%	8%	6%	8%	10%	10%	8%	8%	7%	6%	7%	7%	8%	7%	6%	6%	5%	7%	6%	7%	7%	6%	5%





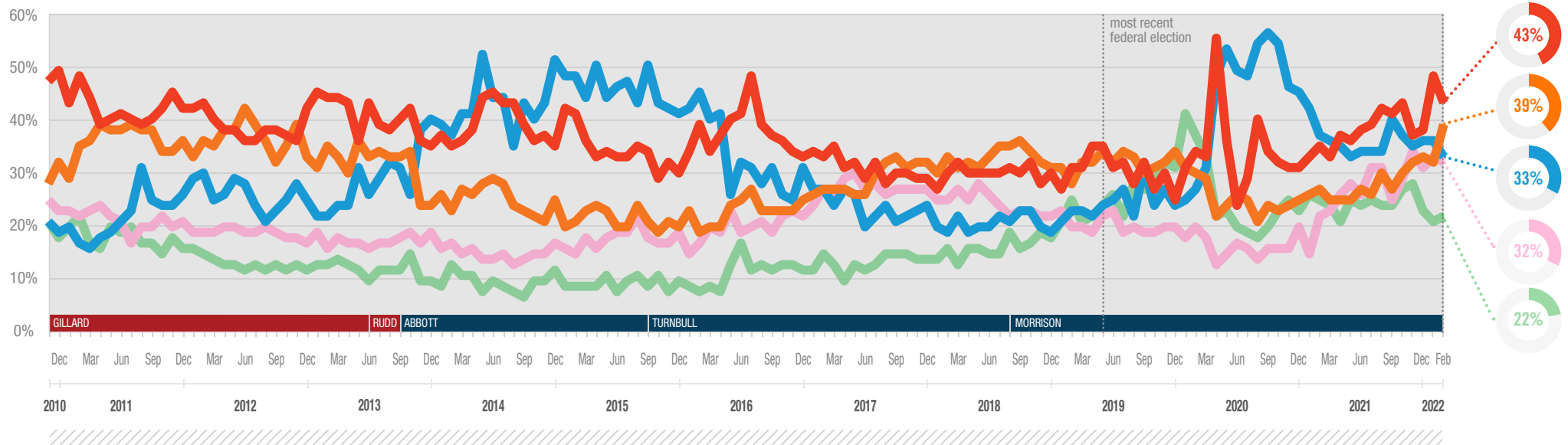
# IPSOS ISSUES MONITOR FEBRUARY 2022

The top issues facing Australia

Mark Davis  
Managing Director, Public Affairs, Australia and New Zealand  
mark.davis@ipsos.com  
(03) 9946 0826

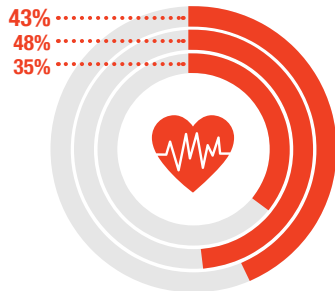


The Ipsos Issues Monitor is Australia's longest running ongoing survey of community concerns. We've checked-in with 1000 Australians' worries each and every month for more than a decade. So, what are we most concerned about, how do these worries change, and which political party do we believe is most capable of addressing these issues?

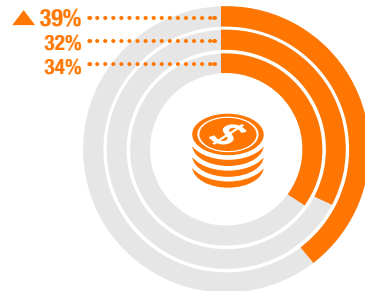


## Healthcare

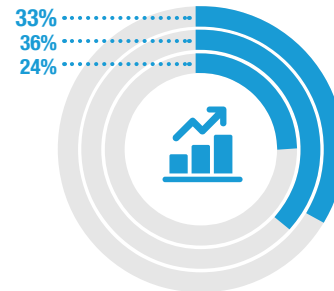
FEB 22  
JAN 22  
MAY 19



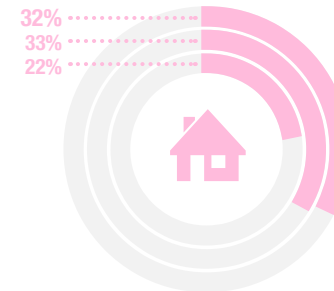
## Cost of Living



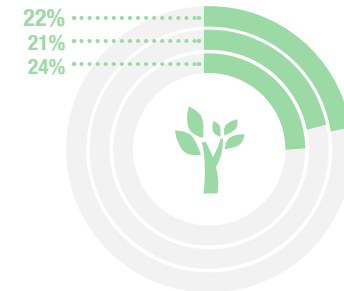
## The Economy



## Housing



## Environment



▲▼  
significant  
difference  
compared  
with the  
previous  
month

## Party most capable to manage the top issues facing Australia

COALITION

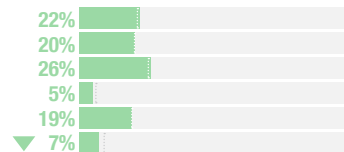
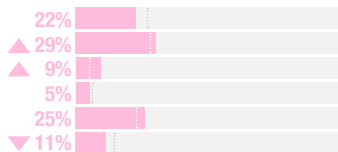
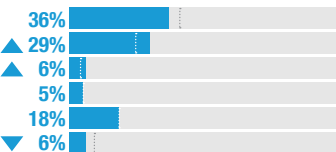
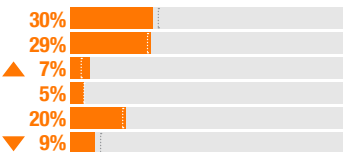
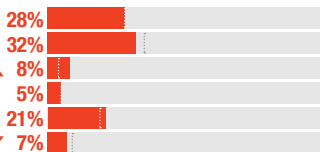
ALP

GREENS

OTHER

DON'T KNOW

NONE



▲▼  
significant  
difference  
compared  
with the  
most  
recent  
federal  
election








# IPSOS ISSUES MONITOR FEBRUARY 2022

The top issues facing Australia

Mark Davis  
Managing Director, Public Affairs, Australia and New Zealand  
✉ mark.davis@ipsos.com  
☎ (03) 9946 0826



	2010	2011	2012	2013	2014	2015	2016	2017	2018	2019	2020	JAN 2021	FEB 2021	MAR 2021	APR 2021	MAY 2021	JUN 2021	JUL 2021	AUG 2021	SEP 2021	OCT 2021	NOV 2021	DEC 2021	JAN 2022	FEB 2022
 <b>Healthcare</b>	48%	42%	39%	41%	39%	34%	38%	31%	30%	30%	34%	33%	35%	33%	37%	36%	38%	39%	42%	41%	43%	37%	38%	48%	43%
 <b>Cost of Living</b>	30%	36%	36%	32%	25%	21%	23%	29%	33%	32%	25%	26%	27%	25%	25%	25%	27%	26%	30%	27%	30%	32%	33%	32%	39%
 <b>The Economy</b>	20%	22%	26%	29%	42%	45%	33%	24%	21%	24%	45%	42%	37%	36%	35%	33%	34%	34%	34%	40%	37%	35%	36%	36%	33%
 <b>Housing</b>	24%	21%	19%	18%	15%	18%	20%	27%	24%	20%	17%	15%	22%	23%	26%	28%	26%	31%	31%	25%	29%	34%	31%	33%	32%
 <b>Environment</b>	20%	18%	13%	12%	10%	10%	12%	13%	16%	26%	25%	26%	25%	24%	21%	25%	24%	25%	24%	24%	27%	28%	23%	21%	22%
<b>Petrol Prices</b>	9%	15%	14%	11%	8%	4%	4%	6%	11%	9%	5%	5%	7%	8%	8%	6%	5%	7%	8%	9%	8%	13%	14%	12%	17%
<b>Poverty</b>	10%	10%	10%	11%	13%	12%	13%	14%	15%	16%	15%	16%	17%	18%	17%	18%	18%	16%	17%	16%	15%	16%	16%	15%	17%
<b>Crime</b>	26%	28%	28%	30%	24%	22%	25%	27%	27%	24%	19%	22%	21%	23%	24%	21%	21%	19%	19%	19%	18%	16%	18%	16%	16%
<b>Unemployment</b>	10%	10%	17%	21%	26%	26%	24%	23%	18%	16%	35%	30%	29%	27%	25%	22%	24%	20%	21%	22%	18%	17%	16%	19%	13%
<b>Education</b>	15%	12%	16%	19%	20%	17%	18%	14%	13%	13%	11%	12%	13%	13%	11%	13%	13%	14%	11%	12%	12%	13%	11%	9%	10%
<b>Taxation</b>	6%	7%	8%	6%	8%	10%	10%	8%	8%	7%	6%	7%	7%	8%	7%	6%	6%	5%	7%	6%	7%	7%	6%	5%	8%
<b>Defence</b>	5%	4%	3%	3%	8%	16%	12%	14%	8%	7%	6%	9%	6%	7%	6%	11%	9%	11%	6%	8%	9%	8%	9%	7%	7%
<b>Personal Debt</b>	15%	13%	12%	9%	6%	5%	7%	10%	10%	10%	10%	9%	7%	8%	8%	8%	8%	8%	8%	7%	9%	7%	7%	9%	7%
<b>Transport</b>	10%	10%	10%	9%	7%	7%	8%	8%	10%	9%	5%	4%	5%	5%	6%	5%	6%	6%	4%	5%	4%	4%	5%	5%	7%
<b>Drug Abuse</b>	13%	12%	12%	12%	13%	16%	17%	16%	15%	14%	11%	11%	11%	12%	12%	11%	10%	11%	10%	10%	8%	7%	9%	7%	7%
<b>Immigration</b>	19%	23%	22%	23%	20%	20%	20%	19%	21%	19%	11%	12%	11%	9%	11%	13%	10%	10%	9%	11%	9%	9%	9%	10%	6%
<b>Population</b>	10%	8%	7%	7%	6%	6%	6%	8%	13%	12%	8%	7%	7%	9%	7%	6%	8%	8%	6%	7%	7%	8%	6%	6%	6%
<b>Racism</b>	6%	6%	5%	6%	7%	8%	8%	7%	5%	5%	6%	8%	5%	7%	7%	7%	7%	5%	6%	5%	6%	5%	5%	5%	5%
<b>Indigenous Issues</b>	4%	3%	3%	2%	2%	2%	3%	3%	3%	4%	5%	6%	6%	6%	6%	7%	6%	6%	6%	6%	4%	5%	6%	5%	4%





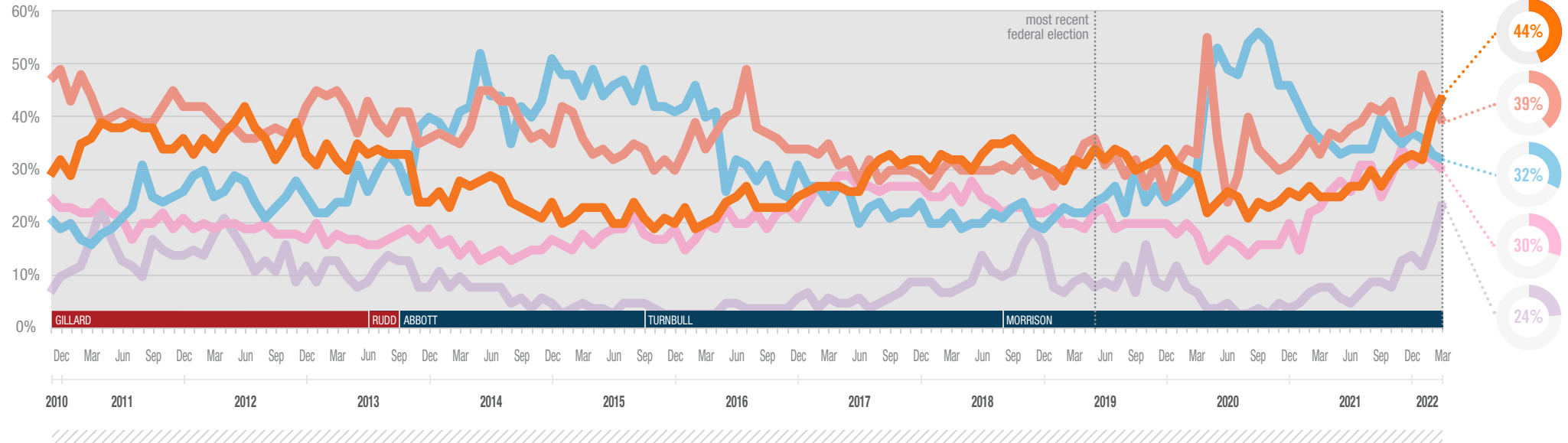
# IPSOS ISSUES MONITOR MARCH 2022

## The top issues facing Australia

Mark Davis  
 Managing Director, Public Affairs, Australia and New Zealand  
 mark.davis@ipsos.com  
 (03) 9946 0826

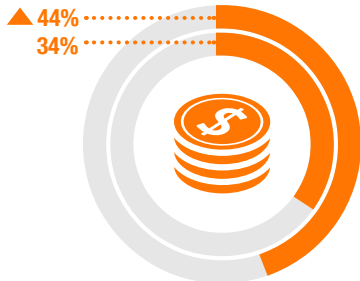


Each month we ask 1,000 Australians to select the three most important issues facing the nation. The top five issues facing Australia between January and March 2022 are shown below. A summary of all issues facing Australia can be found overleaf. If you would like to know more about the Ipsos Issues Monitor, or Ipsos Public Affairs, please contact Mark Davis.

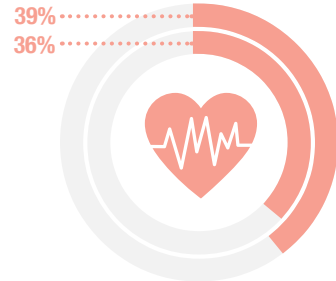


### Cost of Living

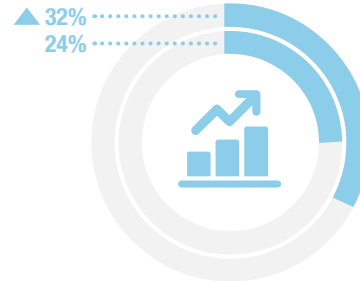
MAR 22  
MAY 19



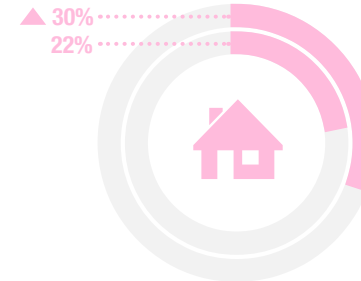
### Healthcare



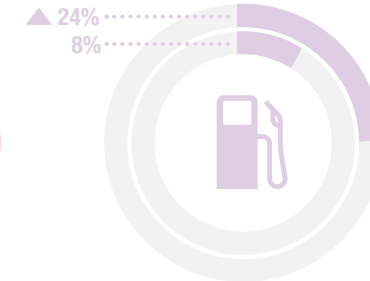
### The Economy



### Housing



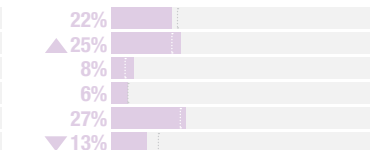
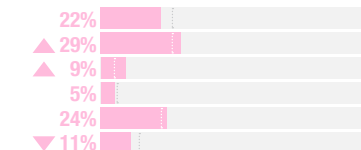
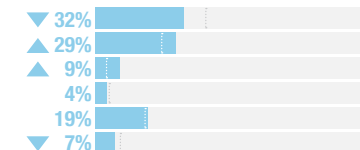
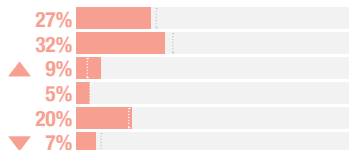
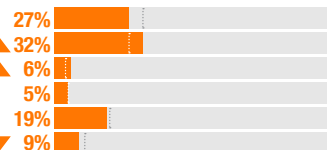
### Petrol Prices



▲▼  
significant difference compared with the most recent federal election

## Party most capable to manage the top issues facing Australia

COALITION  
ALP  
GREENS  
OTHER  
DON'T KNOW  
NONE



▲▼  
significant difference compared with the most recent federal election








# IPSOS ISSUES MONITOR MARCH 2022

The top issues facing Australia

Mark Davis  
Managing Director, Public Affairs, Australia and New Zealand  
✉ mark.davis@ipsos.com  
☎ (03) 9946 0826

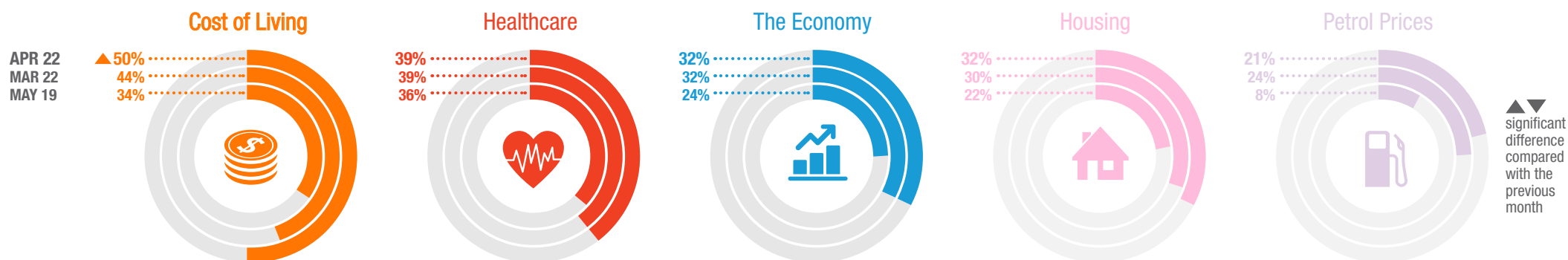
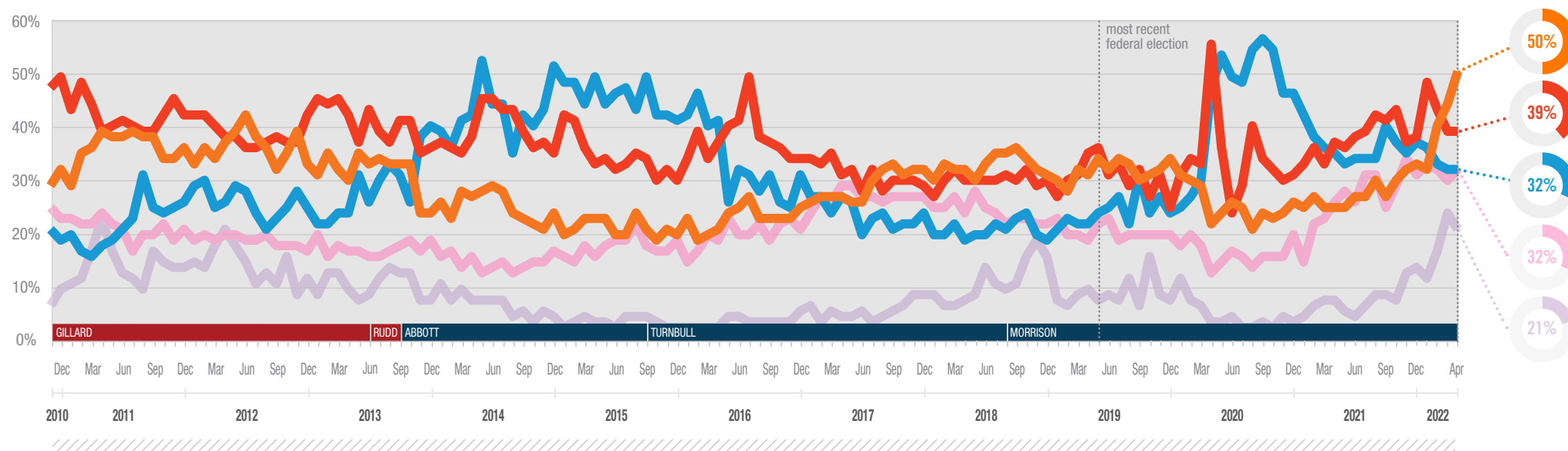


	2010	2011	2012	2013	2014	2015	2016	2017	2018	2019	2020	2021	JAN 2022	FEB 2022	MAR 2022
 <b>Cost of Living</b>	30%	36%	36%	31%	25%	21%	23%	29%	33%	32%	25%	28%	32%	40%	44%
 <b>Healthcare</b>	48%	42%	39%	40%	39%	34%	38%	31%	30%	31%	34%	38%	48%	43%	39%
 <b>The Economy</b>	20%	22%	26%	29%	42%	45%	33%	24%	21%	24%	45%	36%	36%	33%	32%
 <b>Housing</b>	24%	21%	19%	18%	15%	18%	20%	27%	24%	20%	17%	27%	33%	32%	30%
 <b>Petrol Prices</b>	8%	15%	14%	11%	7%	4%	4%	6%	11%	9%	5%	8%	12%	17%	24%
<b>Environment</b>	20%	18%	13%	12%	10%	10%	12%	13%	16%	25%	25%	25%	21%	22%	23%
<b>Poverty</b>	10%	10%	10%	11%	13%	12%	13%	14%	15%	16%	15%	17%	15%	17%	15%
<b>Crime</b>	27%	28%	28%	29%	24%	22%	25%	27%	27%	24%	19%	20%	16%	16%	12%
<b>Defence</b>	5%	4%	3%	3%	8%	16%	12%	14%	8%	7%	6%	8%	7%	7%	12%
<b>Unemployment</b>	10%	10%	17%	21%	26%	26%	24%	23%	18%	16%	35%	23%	19%	13%	12%
<b>Education</b>	15%	12%	16%	19%	20%	17%	18%	14%	13%	13%	11%	12%	9%	10%	11%
<b>Personal Debt</b>	15%	13%	12%	9%	6%	5%	7%	10%	10%	10%	9%	8%	9%	7%	7%
<b>Drug Abuse</b>	13%	12%	12%	12%	13%	16%	17%	16%	15%	14%	11%	10%	7%	7%	7%
<b>Taxation</b>	6%	7%	8%	6%	8%	10%	10%	8%	8%	7%	6%	7%	5%	8%	7%
<b>Immigration</b>	20%	23%	22%	23%	20%	20%	20%	19%	21%	19%	11%	10%	10%	6%	6%
<b>Population</b>	10%	8%	7%	7%	6%	6%	6%	8%	13%	12%	8%	7%	6%	6%	6%
<b>Transport</b>	10%	10%	10%	9%	7%	7%	8%	8%	10%	9%	5%	5%	5%	7%	5%
<b>Indigenous Issues</b>	4%	3%	3%	2%	2%	2%	3%	3%	3%	4%	5%	6%	5%	4%	4%
<b>Racism</b>	6%	6%	5%	6%	7%	8%	8%	7%	5%	5%	6%	6%	5%	5%	3%

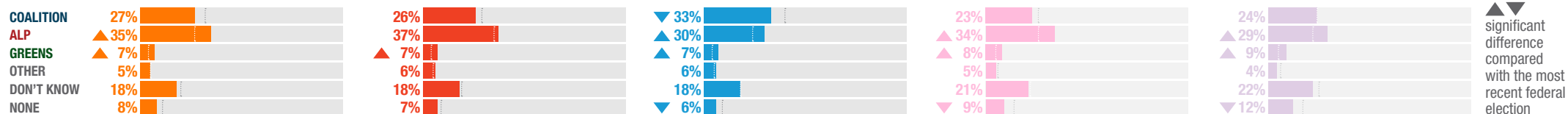




The Ipsos Issues Monitor is Australia's longest running ongoing survey of community concerns. We've checked-in with 1000 Australians' worries each and every month for more than a decade. So, what are we most concerned about, how do these worries change, and which political party do we believe is most capable of addressing these issues?



## Party most capable to manage the top issues facing Australia












# IPSOS ISSUES MONITOR APRIL 2022

The top issues facing Australia

Mark Davis  
Managing Director, Public Affairs, Australia and New Zealand  
✉ mark.davis@ipsos.com  
☎ (03) 9946 0826



	2010	2011	2012	2013	2014	2015	2016	2017	2018	2019	2020	2021	JAN 2022	FEB 2022	MAR 2022	APR 2022
 <b>Cost of Living</b>	30%	36%	36%	31%	25%	21%	23%	29%	33%	32%	25%	28%	32%	40%	44%	50%
 <b>Healthcare</b>	48%	42%	39%	40%	39%	34%	38%	31%	30%	31%	34%	38%	48%	43%	39%	39%
 <b>The Economy</b>	20%	22%	26%	29%	42%	45%	33%	24%	21%	24%	45%	36%	36%	33%	32%	32%
 <b>Housing</b>	24%	21%	19%	18%	15%	18%	20%	27%	24%	20%	17%	27%	33%	32%	30%	32%
 <b>Petrol Prices</b>	8%	15%	14%	11%	7%	4%	4%	6%	11%	9%	5%	8%	12%	17%	24%	21%
<b>Environment</b>	20%	18%	13%	12%	10%	10%	12%	13%	16%	25%	25%	25%	21%	22%	23%	18%
<b>Poverty</b>	10%	10%	10%	11%	13%	12%	13%	14%	15%	16%	15%	17%	15%	17%	15%	16%
<b>Crime</b>	27%	28%	28%	29%	24%	22%	25%	27%	27%	24%	19%	20%	16%	16%	12%	14%
<b>Unemployment</b>	10%	10%	17%	21%	26%	26%	24%	23%	18%	16%	35%	23%	19%	13%	12%	11%
<b>Defence</b>	5%	4%	3%	3%	8%	16%	12%	14%	8%	7%	6%	8%	7%	7%	12%	10%
<b>Personal Debt</b>	15%	13%	12%	9%	6%	5%	7%	10%	10%	10%	9%	8%	9%	7%	7%	10%
<b>Education</b>	15%	12%	16%	19%	20%	17%	18%	14%	13%	13%	11%	12%	9%	10%	11%	8%
<b>Taxation</b>	6%	7%	8%	6%	8%	10%	10%	8%	8%	7%	6%	7%	5%	8%	7%	7%
<b>Population</b>	10%	8%	7%	7%	6%	6%	6%	8%	13%	12%	8%	7%	6%	6%	6%	6%
<b>Immigration</b>	20%	23%	22%	23%	20%	20%	20%	19%	21%	19%	11%	10%	10%	6%	6%	6%
<b>Indigenous Issues</b>	4%	3%	3%	2%	2%	2%	3%	3%	3%	4%	5%	6%	5%	4%	4%	5%
<b>Drug Abuse</b>	13%	12%	12%	12%	13%	16%	17%	16%	15%	14%	11%	10%	7%	7%	7%	5%
<b>Transport</b>	10%	10%	10%	9%	7%	7%	8%	8%	10%	9%	5%	5%	5%	7%	5%	5%
<b>Racism</b>	6%	6%	5%	6%	7%	8%	8%	7%	5%	5%	6%	6%	5%	5%	3%	4%







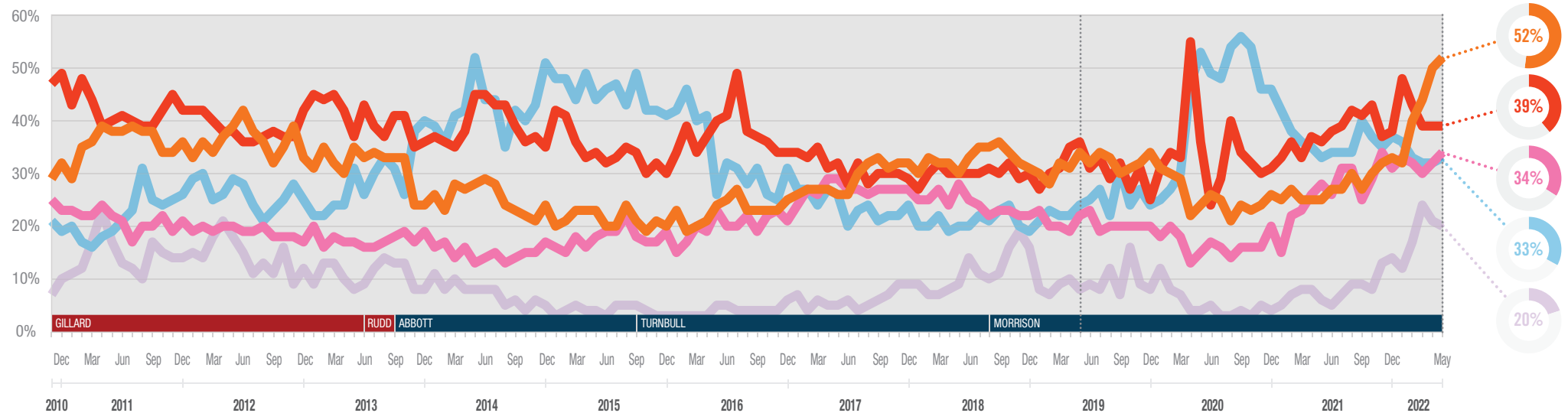
# IPSOS ISSUES MONITOR MAY 2022

The top issues facing Australia

Mark Davis  
Managing Director, Public Affairs, Australia and New Zealand  
mark.davis@ipsos.com  
(03) 9946 0826

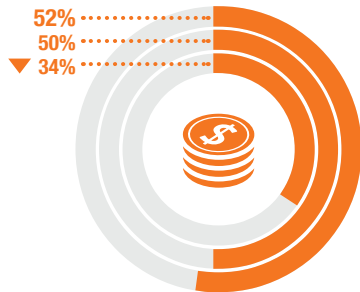


The Ipsos Issues Monitor is Australia's longest running ongoing survey of community concerns. We've checked-in with 1000 Australians' worries each and every month for more than a decade. So, what are we most concerned about, how do these worries change, and which political party do we believe is most capable of addressing these issues?



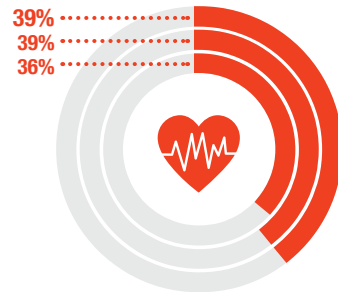
## Cost of Living

MAY 22  
APR 22  
MAY 19



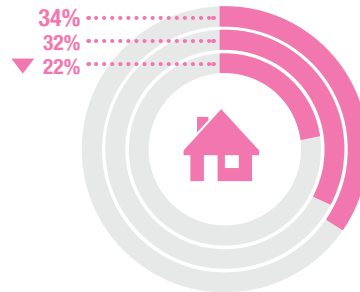
## Healthcare

MAY 22  
APR 22  
MAY 19



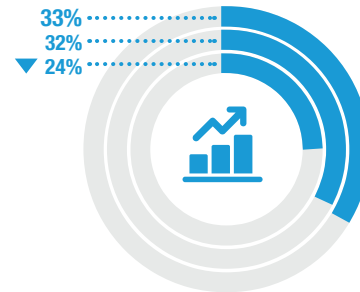
## Housing

MAY 22  
APR 22  
MAY 19



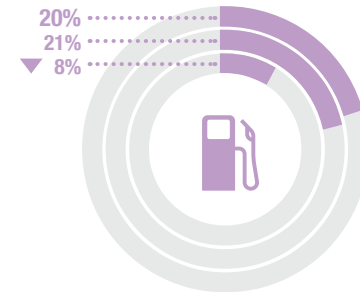
## The Economy

MAY 22  
APR 22  
MAY 19



## Petrol Prices

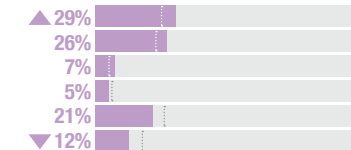
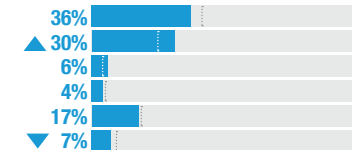
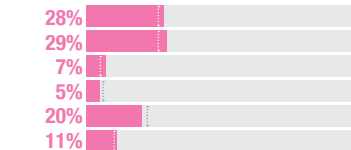
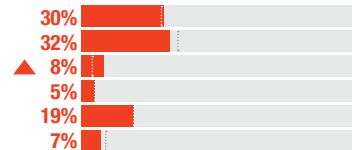
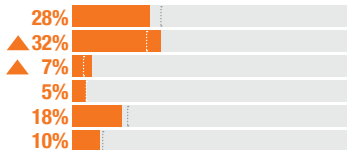
MAY 22  
APR 22  
MAY 19



▲▼  
significant  
difference  
compared  
with the  
current  
month

## Party most capable to manage the top issues facing Australia

COALITION  
ALP  
GREENS  
OTHER  
DON'T KNOW  
NONE



▲▼  
significant  
difference  
compared  
with the  
most  
recent federal  
election








# IPSOS ISSUES MONITOR MAY 2022

The top issues facing Australia

Mark Davis  
Managing Director, Public Affairs, Australia and New Zealand  
✉ mark.davis@ipsos.com  
☎ (03) 9946 0826



	2010	2011	2012	2013	2014	2015	2016	2017	2018	2019	2020	2021	JAN 2022	FEB 2022	MAR 2022	APR 2022	MAY 2022
 <b>Cost of Living</b>	30%	36%	36%	31%	25%	21%	23%	29%	33%	32%	25%	28%	32%	40%	44%	50%	52%
 <b>Healthcare</b>	48%	42%	39%	40%	39%	34%	38%	31%	30%	31%	34%	38%	48%	43%	39%	39%	39%
 <b>Housing</b>	24%	21%	19%	18%	15%	18%	20%	27%	24%	20%	17%	27%	33%	32%	30%	32%	34%
 <b>The Economy</b>	20%	22%	26%	29%	42%	45%	33%	24%	21%	24%	45%	36%	36%	33%	32%	32%	33%
 <b>Petrol Prices</b>	8%	15%	14%	11%	7%	4%	4%	6%	11%	9%	5%	8%	12%	17%	24%	21%	20%
<b>Environment</b>	20%	18%	13%	12%	10%	10%	12%	13%	16%	25%	25%	25%	21%	22%	23%	18%	19%
<b>Poverty</b>	10%	10%	10%	11%	13%	12%	13%	14%	15%	16%	15%	17%	15%	17%	15%	16%	14%
<b>Defence</b>	5%	4%	3%	3%	8%	16%	12%	14%	8%	7%	6%	8%	7%	7%	12%	10%	12%
<b>Crime</b>	27%	28%	28%	29%	24%	22%	25%	27%	27%	24%	19%	20%	16%	16%	12%	14%	11%
<b>Unemployment</b>	10%	10%	17%	21%	26%	26%	24%	23%	18%	16%	35%	23%	19%	13%	12%	11%	11%
<b>Personal Debt</b>	15%	13%	12%	9%	6%	5%	7%	10%	10%	10%	9%	8%	9%	7%	7%	10%	9%
<b>Taxation</b>	6%	7%	8%	6%	8%	10%	10%	8%	8%	7%	6%	7%	5%	8%	7%	7%	9%
<b>Education</b>	15%	12%	16%	19%	20%	17%	18%	14%	13%	13%	11%	12%	9%	10%	11%	8%	7%
<b>Drug Abuse</b>	13%	12%	12%	12%	13%	16%	17%	16%	15%	14%	11%	10%	7%	7%	7%	5%	7%
<b>Indigenous Issues</b>	4%	3%	3%	2%	2%	2%	3%	3%	3%	4%	5%	6%	5%	4%	4%	5%	5%
<b>Immigration</b>	20%	23%	22%	23%	20%	20%	20%	19%	21%	19%	11%	10%	10%	6%	6%	6%	5%
<b>Population</b>	10%	8%	7%	7%	6%	6%	6%	8%	13%	12%	8%	7%	6%	6%	6%	6%	5%
<b>Transport</b>	10%	10%	10%	9%	7%	7%	8%	8%	10%	9%	5%	5%	5%	7%	5%	5%	4%
<b>Racism</b>	6%	6%	5%	6%	7%	8%	8%	7%	5%	5%	6%	6%	5%	5%	3%	4%	3%



This research was conducted by Ipsos, on its own behalf. Approx 1,000 interviews per month were conducted via online panel between April and June 2022 (6-10 April n = 1000 / 4-8 May n = 1000 / 15-21 June n = 1000) among Australian adults aged 18+.  
Data has been weighted to represent the adult Australian population. This research is compliant with the Australian Polling Council Quality Mark standards: <https://www.austliianpollingcouncil.com/>.  
A long methodology disclosure statement is available here: <https://www.ipsos.com/en-au/polling-methodology-disclosure-statements>








# IPSOS ISSUES MONITOR JUNE 2022

The top issues facing Australia

Mark Davis  
Managing Director, Public Affairs, Australia and New Zealand  
✉ mark.davis@ipsos.com  
☎ (03) 9946 0826

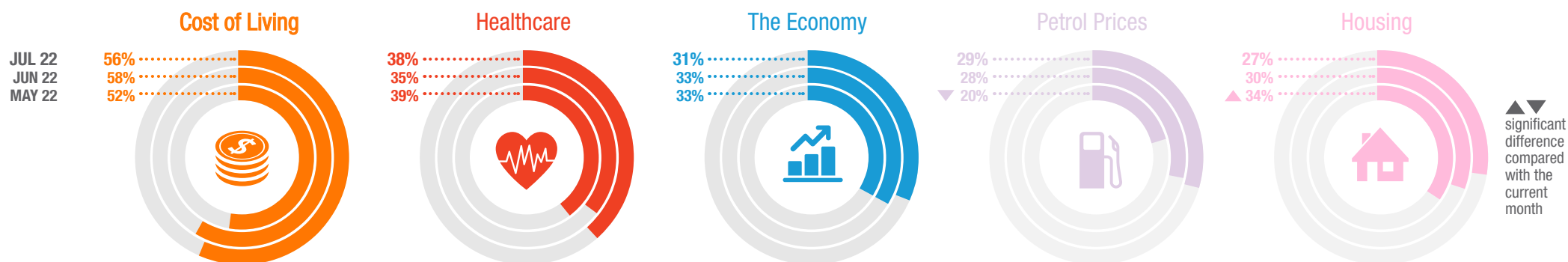
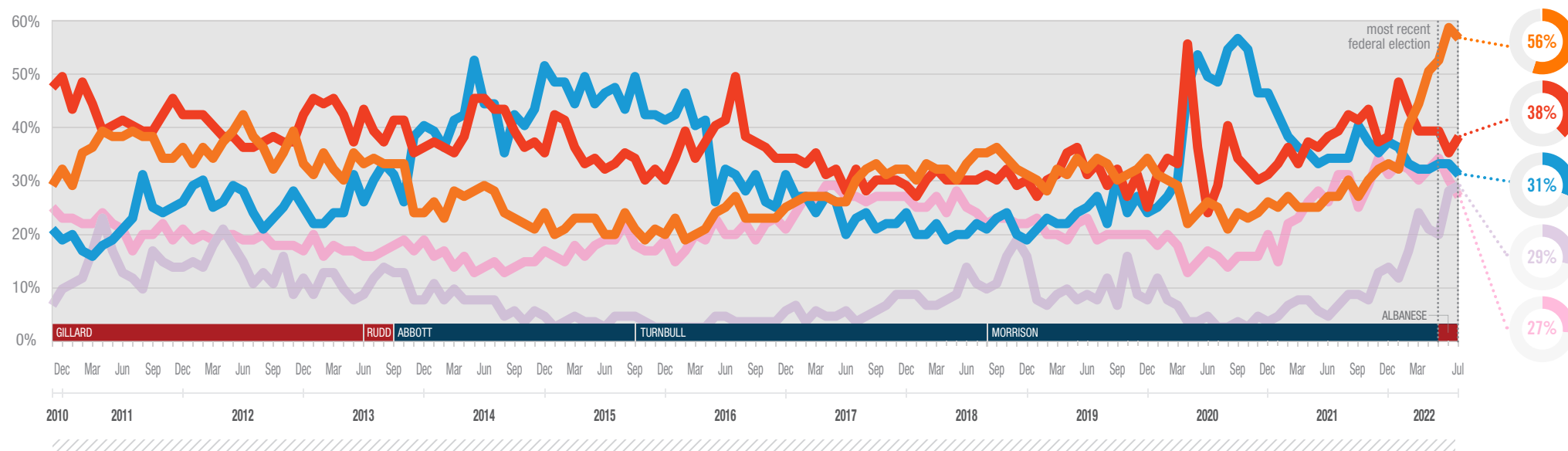


	2010	2011	2012	2013	2014	2015	2016	2017	2018	2019	2020	2021	JAN 2022	FEB 2022	MAR 2022	APR 2022	MAY 2022	JUN 2022
 <b>Cost of Living</b>	30%	36%	36%	31%	25%	21%	23%	29%	33%	32%	25%	28%	32%	40%	44%	50%	52%	58%
 <b>Healthcare</b>	48%	42%	39%	40%	39%	34%	38%	31%	30%	31%	34%	38%	48%	43%	39%	39%	39%	35%
 <b>The Economy</b>	20%	22%	26%	29%	42%	45%	33%	24%	21%	24%	45%	36%	36%	33%	32%	32%	33%	33%
 <b>Housing</b>	24%	21%	19%	18%	15%	18%	20%	27%	24%	20%	17%	27%	33%	32%	30%	32%	34%	30%
 <b>Petrol Prices</b>	8%	15%	14%	11%	7%	4%	4%	6%	11%	9%	5%	8%	12%	17%	24%	21%	20%	28%
<b>Environment</b>	20%	18%	13%	12%	10%	10%	12%	13%	16%	25%	25%	25%	21%	22%	23%	18%	19%	19%
<b>Poverty</b>	10%	10%	10%	11%	13%	12%	13%	14%	15%	16%	15%	17%	15%	17%	15%	16%	14%	14%
<b>Crime</b>	27%	28%	28%	29%	24%	22%	25%	27%	27%	24%	19%	20%	16%	16%	12%	14%	11%	11%
<b>Education</b>	15%	12%	16%	19%	20%	17%	18%	14%	13%	13%	11%	12%	9%	10%	11%	8%	7%	9%
<b>Unemployment</b>	10%	10%	17%	21%	26%	26%	24%	23%	18%	16%	35%	23%	19%	13%	12%	11%	11%	9%
<b>Defence</b>	5%	4%	3%	3%	8%	16%	12%	14%	8%	7%	6%	8%	7%	7%	12%	10%	12%	9%
<b>Personal Debt</b>	15%	13%	12%	9%	6%	5%	7%	10%	10%	10%	9%	8%	9%	7%	7%	10%	9%	8%
<b>Immigration</b>	20%	23%	22%	23%	20%	20%	20%	19%	21%	19%	11%	10%	10%	6%	6%	6%	5%	7%
<b>Taxation</b>	6%	7%	8%	6%	8%	10%	10%	8%	8%	7%	6%	7%	5%	8%	7%	7%	9%	6%
<b>Population</b>	10%	8%	7%	7%	6%	6%	6%	8%	13%	12%	8%	7%	6%	6%	6%	6%	5%	5%
<b>Indigenous Issues</b>	4%	3%	3%	2%	2%	2%	3%	3%	3%	4%	5%	6%	5%	4%	4%	5%	5%	5%
<b>Drug Abuse</b>	13%	12%	12%	12%	13%	16%	17%	16%	15%	14%	11%	10%	7%	7%	7%	5%	7%	5%
<b>Transport</b>	10%	10%	10%	9%	7%	7%	8%	8%	10%	9%	5%	5%	5%	7%	5%	5%	4%	4%
<b>Racism</b>	6%	6%	5%	6%	7%	8%	8%	7%	5%	5%	6%	6%	5%	5%	3%	4%	3%	3%

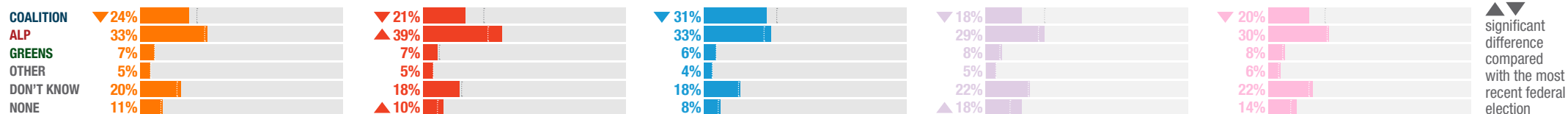




The Ipsos Issues Monitor is Australia's longest running ongoing survey of community concerns. We've checked-in with 1000 Australians' worries each and every month for more than a decade. So, what are we most concerned about, how do these worries change, and which political party do we believe is most capable of addressing these issues?



## Party most capable to manage the top issues facing Australia










# IPSOS ISSUES MONITOR JULY 2022

The top issues facing Australia

Mark Davis  
Managing Director, Public Affairs, Australia and New Zealand  
✉ mark.davis@ipsos.com  
☎ (03) 9946 0826



	2010	2011	2012	2013	2014	2015	2016	2017	2018	2019	2020	2021	JAN 2022	FEB 2022	MAR 2022	APR 2022	MAY 2022	JUN 2022	JUL 2022
 <b>Cost of Living</b>	30%	36%	36%	31%	25%	21%	23%	29%	33%	32%	25%	28%	32%	40%	44%	50%	52%	58%	56%
 <b>Healthcare</b>	48%	42%	39%	40%	39%	34%	38%	31%	30%	31%	34%	38%	48%	43%	39%	39%	39%	35%	38%
 <b>The Economy</b>	20%	22%	26%	29%	42%	45%	33%	24%	21%	24%	45%	36%	36%	33%	32%	32%	33%	33%	31%
 <b>Petrol Prices</b>	8%	15%	14%	11%	7%	4%	4%	6%	11%	9%	5%	8%	12%	17%	24%	21%	20%	28%	29%
 <b>Housing</b>	24%	21%	19%	18%	15%	18%	20%	27%	24%	20%	17%	27%	33%	32%	30%	32%	34%	30%	27%
<b>Environment</b>	20%	18%	13%	12%	10%	10%	12%	13%	16%	25%	25%	25%	21%	22%	23%	18%	19%	19%	23%
<b>Poverty</b>	10%	10%	10%	11%	13%	12%	13%	14%	15%	16%	15%	17%	15%	17%	15%	16%	14%	14%	13%
<b>Crime</b>	27%	28%	28%	29%	24%	22%	25%	27%	27%	24%	19%	20%	16%	16%	12%	14%	11%	11%	11%
<b>Unemployment</b>	10%	10%	17%	21%	26%	26%	24%	23%	18%	16%	35%	23%	19%	13%	12%	11%	11%	9%	9%
<b>Defence</b>	5%	4%	3%	3%	8%	16%	12%	14%	8%	7%	6%	8%	7%	7%	12%	10%	12%	9%	9%
<b>Education</b>	15%	12%	16%	19%	20%	17%	18%	14%	13%	13%	11%	12%	9%	10%	11%	8%	7%	9%	8%
<b>Personal Debt</b>	15%	13%	12%	9%	6%	5%	7%	10%	10%	10%	9%	8%	9%	7%	7%	10%	9%	8%	8%
<b>Taxation</b>	6%	7%	8%	6%	8%	10%	10%	8%	8%	7%	6%	7%	5%	8%	7%	7%	9%	6%	7%
<b>Immigration</b>	20%	23%	22%	23%	20%	20%	20%	19%	21%	19%	11%	10%	10%	6%	6%	6%	5%	7%	7%
<b>Drug Abuse</b>	13%	12%	12%	12%	13%	16%	17%	16%	15%	14%	11%	10%	7%	7%	7%	5%	7%	5%	6%
<b>Transport</b>	10%	10%	10%	9%	7%	7%	8%	8%	10%	9%	5%	5%	5%	7%	5%	5%	4%	4%	6%
<b>Indigenous Issues</b>	4%	3%	3%	2%	2%	2%	3%	3%	3%	4%	5%	6%	5%	4%	4%	5%	5%	5%	5%
<b>Racism</b>	6%	6%	5%	6%	7%	8%	8%	7%	5%	5%	6%	6%	5%	5%	3%	4%	3%	3%	4%
<b>Population</b>	10%	8%	7%	7%	6%	6%	6%	8%	13%	12%	8%	7%	6%	6%	6%	6%	5%	5%	4%



This research was conducted by Ipsos, on its own behalf. Data collection was conducted via online research panel between 2nd and 10th August, 2022. A sample of 1,000 people was collected, representing the adult Australian population. This research is compliant with the Australian Polling Council Quality Mark standards: <https://www.australianpollingcouncil.com> A long methodology disclosure statement is available here: <https://www.ipsos.com/en-au/polling-methodology-disclosure-statements>










# IPSOS ISSUES MONITOR AUGUST 2022

The top issues facing Australia

Mark Davis  
Managing Director, Public Affairs, Australia and New Zealand  
✉ mark.davis@ipsos.com  
☎ (03) 9946 0826



	2010	2011	2012	2013	2014	2015	2016	2017	2018	2019	2020	2021	JAN 2022	FEB 2022	MAR 2022	APR 2022	MAY 2022	JUN 2022	JUL 2022	AUG 2022
 <b>Cost of Living</b>	30%	36%	36%	31%	25%	21%	23%	29%	33%	32%	25%	28%	32%	40%	44%	50%	52%	58%	56%	58%
 <b>Healthcare</b>	48%	42%	39%	40%	39%	34%	38%	31%	30%	31%	34%	38%	48%	43%	39%	39%	39%	35%	38%	44%
 <b>The Economy</b>	20%	22%	26%	29%	42%	45%	33%	24%	21%	24%	45%	36%	36%	33%	32%	32%	33%	33%	31%	31%
 <b>Housing</b>	24%	21%	19%	18%	15%	18%	20%	27%	24%	20%	17%	27%	33%	32%	30%	32%	34%	30%	27%	30%
 <b>Petrol Prices</b>	8%	15%	14%	11%	7%	4%	4%	6%	11%	9%	5%	8%	12%	17%	24%	21%	20%	28%	29%	24%
<b>Environment</b>	20%	18%	13%	12%	10%	10%	12%	13%	16%	25%	25%	25%	21%	22%	23%	18%	19%	19%	23%	22%
<b>Poverty</b>	10%	10%	10%	11%	13%	12%	13%	14%	15%	16%	15%	17%	15%	17%	15%	16%	14%	14%	13%	15%
<b>Personal Debt</b>	15%	13%	12%	9%	6%	5%	7%	10%	10%	10%	9%	8%	9%	7%	7%	10%	9%	8%	8%	10%
<b>Crime</b>	27%	28%	28%	29%	24%	22%	25%	27%	27%	24%	19%	20%	16%	16%	12%	14%	11%	11%	11%	10%
<b>Taxation</b>	6%	7%	8%	6%	8%	10%	10%	8%	8%	7%	6%	7%	5%	8%	7%	7%	9%	6%	7%	7%
<b>Education</b>	15%	12%	16%	19%	20%	17%	18%	14%	13%	13%	11%	12%	9%	10%	11%	8%	7%	9%	8%	7%
<b>Defence</b>	5%	4%	3%	3%	8%	16%	12%	14%	8%	7%	6%	8%	7%	7%	12%	10%	12%	9%	9%	7%
<b>Unemployment</b>	10%	10%	17%	21%	26%	26%	24%	23%	18%	16%	35%	23%	19%	13%	12%	11%	11%	9%	9%	7%
<b>Indigenous Issues</b>	4%	3%	3%	2%	2%	2%	3%	3%	3%	4%	5%	6%	5%	4%	4%	5%	5%	5%	5%	5%
<b>Population</b>	10%	8%	7%	7%	6%	6%	6%	8%	13%	12%	8%	7%	6%	6%	6%	6%	5%	5%	4%	5%
<b>Immigration</b>	20%	23%	22%	23%	20%	20%	20%	19%	21%	19%	11%	10%	10%	6%	6%	6%	5%	7%	7%	5%
<b>Drug Abuse</b>	13%	12%	12%	12%	13%	16%	17%	16%	15%	14%	11%	10%	7%	7%	7%	5%	7%	5%	6%	5%
<b>Transport</b>	10%	10%	10%	9%	7%	7%	8%	8%	10%	9%	5%	5%	5%	7%	5%	5%	4%	4%	6%	4%
<b>Racism</b>	6%	6%	5%	6%	7%	8%	8%	7%	5%	5%	6%	6%	5%	5%	3%	4%	3%	3%	4%	3%





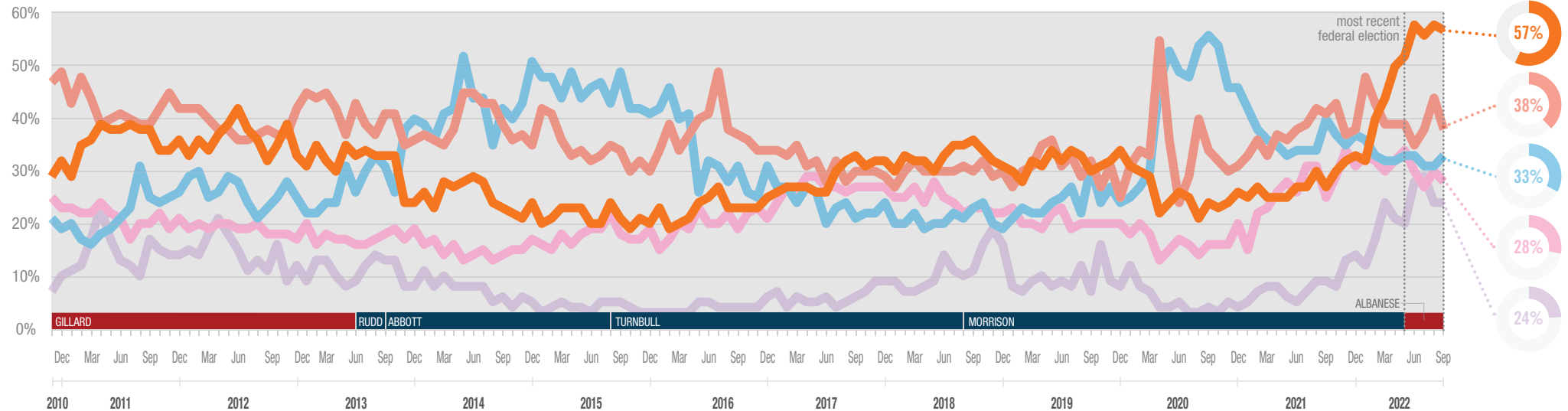
# IPSOS ISSUES MONITOR SEPTEMBER 2022

The top issues facing Australia

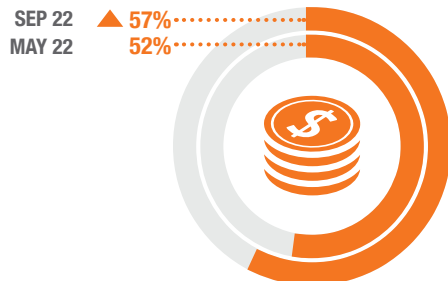
Mark Davis  
Managing Director, Public Affairs, Australia and New Zealand  
✉ mark.davis@ipsos.com  
☎ (03) 9946 0826



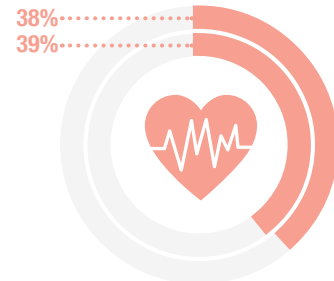
Each month we ask 1,000 Australians to select the three most important issues facing the nation. The top five issues facing Australia between July and September 2022 are shown below. A summary of all issues facing Australia can be found overleaf. If you would like to know more about the Ipsos Issues Monitor, or Ipsos Public Affairs, please contact Mark Davis.



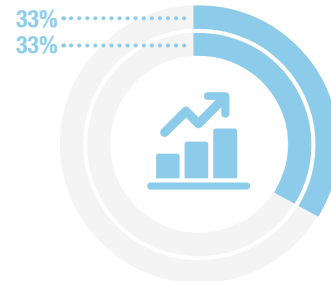
## Cost of Living



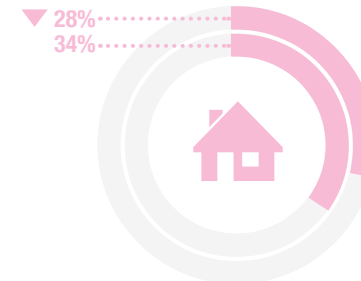
## Healthcare



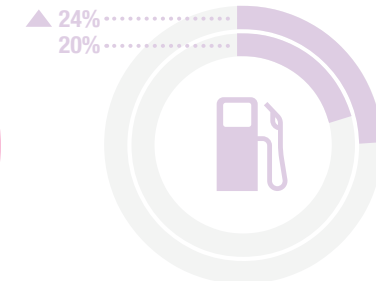
## The Economy



## Housing

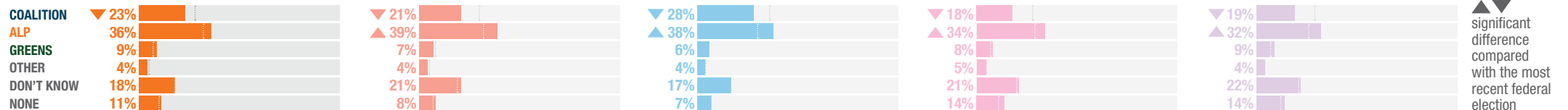


## Petrol Prices



▲ ▼  
significant difference compared with the most recent federal election

## Party most capable to manage the top issues facing Australia



This research was conducted by Ipsos, on its own behalf. Approx 1,000 interviews per month were conducted via online panel between July and September 2022 (5-9 July n = 1000 / 2-10 August n = 1000 / 6-9 September n = 1000) among Australian adults aged 18+.

Data has been weighted to represent the adult Australian population. This research is compliant with the Australian Polling Council Quality Mark standards: <https://www.australianpollingcouncil.com/>.

A long methodology disclosure statement is available here: <https://www.ipsos.com/en-au/polling-methodology-disclosure-statements>








# IPSOS ISSUES MONITOR SEPTEMBER 2022

The top issues facing Australia

Mark Davis  
Managing Director, Public Affairs, Australia and New Zealand  
✉ mark.davis@ipsos.com  
☎ (03) 9946 0826



	2010	2011	2012	2013	2014	2015	2016	2017	2018	2019	2020	2021	JAN 2022	FEB 2022	MAR 2022	APR 2022	MAY 2022	JUN 2022	JUL 2022	AUG 2022	SEP 2022
 <b>Cost of Living</b>	30%	36%	36%	31%	25%	21%	23%	29%	33%	32%	25%	28%	32%	40%	44%	50%	52%	58%	56%	58%	57%
 <b>Healthcare</b>	48%	42%	39%	40%	39%	34%	38%	31%	30%	31%	34%	38%	48%	43%	39%	39%	39%	35%	38%	44%	38%
 <b>The Economy</b>	20%	22%	26%	29%	42%	45%	33%	24%	21%	24%	45%	36%	36%	33%	32%	32%	33%	33%	31%	31%	33%
 <b>Housing</b>	24%	21%	19%	18%	15%	18%	20%	27%	24%	20%	17%	27%	33%	32%	30%	32%	34%	30%	27%	30%	28%
 <b>Petrol Prices</b>	8%	15%	14%	11%	7%	4%	4%	6%	11%	9%	5%	8%	12%	17%	24%	21%	20%	28%	29%	24%	24%
<b>Environment</b>	20%	18%	13%	12%	10%	10%	12%	13%	16%	25%	25%	25%	21%	22%	23%	18%	19%	19%	23%	22%	23%
<b>Poverty</b>	10%	10%	10%	11%	13%	12%	13%	14%	15%	16%	15%	17%	15%	17%	15%	16%	14%	14%	13%	15%	13%
<b>Crime</b>	27%	28%	28%	29%	24%	22%	25%	27%	27%	24%	19%	20%	16%	16%	12%	14%	11%	11%	11%	10%	13%
<b>Education</b>	15%	12%	16%	19%	20%	17%	18%	14%	13%	13%	11%	12%	9%	10%	11%	8%	7%	9%	8%	7%	10%
<b>Personal Debt</b>	15%	13%	12%	9%	6%	5%	7%	10%	10%	10%	9%	8%	9%	7%	7%	10%	9%	8%	8%	10%	10%
<b>Taxation</b>	6%	7%	8%	6%	8%	10%	10%	8%	8%	7%	6%	7%	5%	8%	7%	7%	9%	6%	7%	7%	8%
<b>Immigration</b>	20%	23%	22%	23%	20%	20%	20%	19%	21%	19%	11%	10%	10%	6%	6%	6%	5%	7%	7%	5%	7%
<b>Unemployment</b>	10%	10%	17%	21%	26%	26%	24%	23%	18%	16%	35%	23%	19%	13%	12%	11%	11%	9%	9%	7%	7%
<b>Defence</b>	5%	4%	3%	3%	8%	16%	12%	14%	8%	7%	6%	8%	7%	7%	12%	10%	12%	9%	9%	7%	7%
<b>Drug Abuse</b>	13%	12%	12%	12%	13%	16%	17%	16%	15%	14%	11%	10%	7%	7%	7%	5%	7%	5%	6%	5%	7%
<b>Population</b>	10%	8%	7%	7%	6%	6%	6%	8%	13%	12%	8%	7%	6%	6%	6%	6%	5%	5%	4%	5%	5%
<b>Indigenous Issues</b>	4%	3%	3%	2%	2%	2%	3%	3%	3%	4%	5%	6%	5%	4%	4%	5%	5%	5%	5%	5%	4%
<b>Transport</b>	10%	10%	10%	9%	7%	7%	8%	8%	10%	9%	5%	5%	5%	7%	5%	5%	4%	4%	6%	4%	4%
<b>Racism</b>	6%	6%	5%	6%	7%	8%	8%	7%	5%	5%	6%	6%	5%	5%	3%	4%	3%	3%	4%	3%	4%





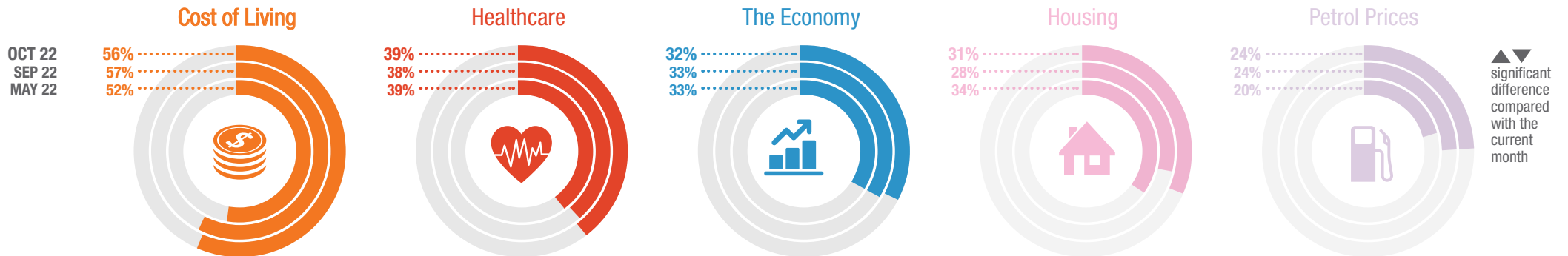
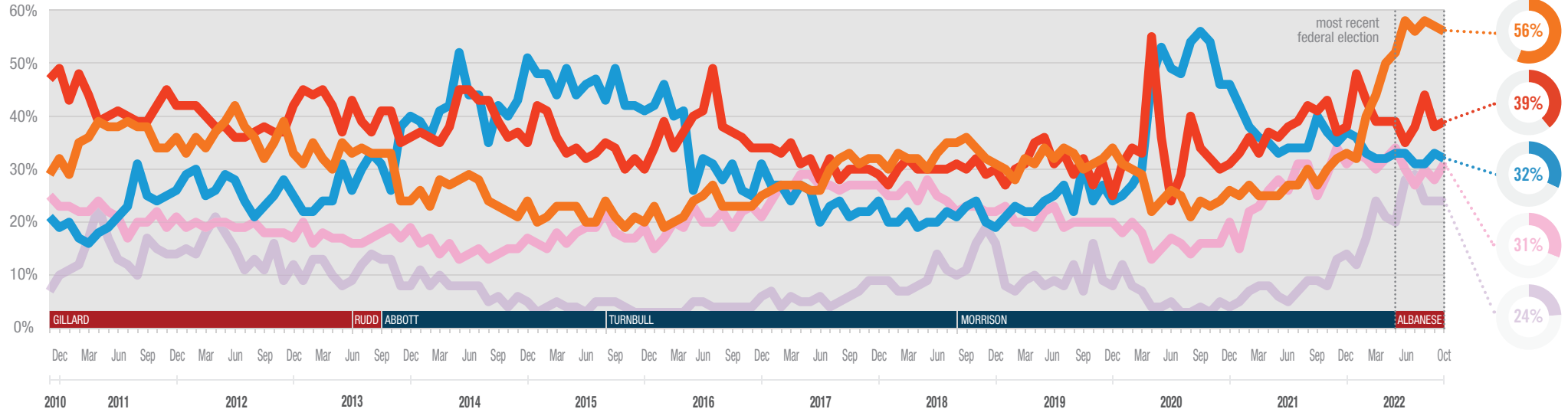
# IPSOS ISSUES MONITOR OCTOBER 2022

## The top issues facing Australia

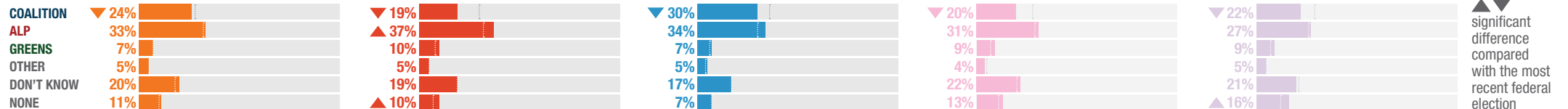
Mark Davis  
Managing Director, Public Affairs, Australia and New Zealand  
✉ mark.davis@ipsos.com  
☎ (03) 9946 0826



The Ipsos Issues Monitor is Australia's longest running ongoing survey of community concerns. We've checked-in with 1000 Australians' worries each and every month for more than a decade. So, what are we most concerned about, how do these worries change, and which political party do we believe is most capable of addressing these issues?



### Party most capable to manage the top issues facing Australia










# IPSOS ISSUES MONITOR OCTOBER 2022

The top issues facing Australia

Mark Davis  
Managing Director, Public Affairs, Australia and New Zealand  
✉ mark.davis@ipsos.com  
☎ (03) 9946 0826



	2010	2011	2012	2013	2014	2015	2016	2017	2018	2019	2020	2021	JAN 2022	FEB 2022	MAR 2022	APR 2022	MAY 2022	JUN 2022	JUL 2022	AUG 2022	SEP 2022	OCT 2022
 <b>Cost of Living</b>	30%	36%	36%	31%	25%	21%	23%	29%	33%	32%	25%	28%	32%	40%	44%	50%	52%	58%	56%	58%	57%	56%
 <b>Healthcare</b>	48%	42%	39%	40%	39%	34%	38%	31%	30%	31%	34%	38%	48%	43%	39%	39%	39%	35%	38%	44%	38%	39%
 <b>The Economy</b>	20%	22%	26%	29%	42%	45%	33%	24%	21%	24%	45%	36%	36%	33%	32%	32%	33%	33%	31%	31%	33%	32%
 <b>Housing</b>	24%	21%	19%	18%	15%	18%	20%	27%	24%	20%	17%	27%	33%	32%	30%	32%	34%	30%	27%	30%	28%	31%
 <b>Petrol Prices</b>	8%	15%	14%	11%	7%	4%	4%	6%	11%	9%	5%	8%	12%	17%	24%	21%	20%	28%	29%	24%	24%	24%
<b>Environment</b>	20%	18%	13%	12%	10%	10%	12%	13%	16%	25%	25%	25%	21%	22%	23%	18%	19%	19%	23%	22%	23%	20%
<b>Poverty</b>	10%	10%	10%	11%	13%	12%	13%	14%	15%	16%	15%	17%	15%	17%	15%	16%	14%	14%	13%	15%	13%	14%
<b>Crime</b>	27%	28%	28%	29%	24%	22%	25%	27%	27%	24%	19%	20%	16%	16%	12%	14%	11%	11%	11%	10%	13%	13%
<b>Personal Debt</b>	15%	13%	12%	9%	6%	5%	7%	10%	10%	10%	9%	8%	9%	7%	7%	10%	9%	8%	8%	10%	10%	10%
<b>Education</b>	15%	12%	16%	19%	20%	17%	18%	14%	13%	13%	11%	12%	9%	10%	11%	8%	7%	9%	8%	7%	10%	10%
<b>Taxation</b>	6%	7%	8%	6%	8%	10%	10%	8%	8%	7%	6%	7%	5%	8%	7%	7%	9%	6%	7%	7%	8%	7%
<b>Defence</b>	5%	4%	3%	3%	8%	16%	12%	14%	8%	7%	6%	8%	7%	7%	12%	10%	12%	9%	9%	7%	7%	7%
<b>Drug Abuse</b>	13%	12%	12%	12%	13%	16%	17%	16%	15%	14%	11%	10%	7%	7%	7%	5%	7%	5%	6%	5%	7%	7%
<b>Unemployment</b>	10%	10%	17%	21%	26%	26%	24%	23%	18%	16%	35%	23%	19%	13%	12%	11%	11%	9%	9%	7%	7%	7%
<b>Immigration</b>	20%	23%	22%	23%	20%	20%	20%	19%	21%	19%	11%	10%	10%	6%	6%	6%	5%	7%	7%	5%	7%	6%
<b>Population</b>	10%	8%	7%	7%	6%	6%	6%	8%	13%	12%	8%	7%	6%	6%	6%	6%	5%	5%	4%	5%	5%	6%
<b>Transport</b>	10%	10%	10%	9%	7%	7%	8%	8%	10%	9%	5%	5%	5%	7%	5%	5%	4%	4%	6%	4%	4%	5%
<b>Indigenous Issues</b>	4%	3%	3%	2%	2%	2%	3%	3%	3%	4%	5%	6%	5%	4%	4%	5%	5%	5%	5%	5%	4%	4%
<b>Racism</b>	6%	6%	5%	6%	7%	8%	8%	7%	5%	5%	6%	6%	5%	5%	3%	4%	3%	3%	4%	3%	4%	3%



This research was conducted by Ipsos, on its own behalf. Data collection was conducted via online research panel between 9th and 12th November, 2022. A sample of 1,000 people was collected, representing the adult Australian population. This research is compliant with the Australian Polling Council Quality Mark standards: <https://www.australianpollingcouncil.com>. A long methodology disclosure statement is available here: <https://www.ipsos.com/en-au/polling-methodology-disclosure-statements>.








# IPSOS ISSUES MONITOR NOVEMBER 2022

The top issues facing Australia

Mark Davis  
Managing Director, Public Affairs, Australia and New Zealand  
✉ mark.davis@ipsos.com  
☎ (03) 9946 0826



	2010	2011	2012	2013	2014	2015	2016	2017	2018	2019	2020	2021	JAN 2022	FEB 2022	MAR 2022	APR 2022	MAY 2022	JUN 2022	JUL 2022	AUG 2022	SEP 2022	OCT 2022	NOV 2022
 <b>Cost of Living</b>	30%	36%	36%	31%	25%	21%	23%	29%	33%	32%	25%	28%	32%	40%	44%	50%	52%	58%	56%	58%	57%	56%	58%
 <b>The Economy</b>	20%	22%	26%	29%	42%	45%	33%	24%	21%	24%	45%	36%	36%	33%	32%	32%	33%	33%	31%	31%	33%	32%	33%
 <b>Healthcare</b>	48%	42%	39%	40%	39%	34%	38%	31%	30%	31%	34%	38%	48%	43%	39%	39%	39%	35%	38%	44%	38%	39%	33%
 <b>Housing</b>	24%	21%	19%	18%	15%	18%	20%	27%	24%	20%	17%	27%	33%	32%	30%	32%	34%	30%	27%	30%	28%	31%	30%
 <b>Petrol Prices</b>	8%	15%	14%	11%	7%	4%	4%	6%	11%	9%	5%	8%	12%	17%	24%	21%	20%	28%	29%	24%	24%	24%	24%
<b>Environment</b>	20%	18%	13%	12%	10%	10%	12%	13%	16%	25%	25%	25%	21%	22%	23%	18%	19%	19%	23%	22%	23%	20%	22%
<b>Crime</b>	27%	28%	28%	29%	24%	22%	25%	27%	27%	24%	19%	20%	16%	16%	12%	14%	11%	11%	11%	10%	13%	13%	14%
<b>Poverty</b>	10%	10%	10%	11%	13%	12%	13%	14%	15%	16%	15%	17%	15%	17%	15%	16%	14%	14%	13%	15%	13%	14%	14%
<b>Education</b>	15%	12%	16%	19%	20%	17%	18%	14%	13%	13%	11%	12%	9%	10%	11%	8%	7%	9%	8%	7%	10%	10%	9%
<b>Defence</b>	5%	4%	3%	3%	8%	16%	12%	14%	8%	7%	6%	8%	7%	7%	12%	10%	12%	9%	9%	7%	7%	7%	9%
<b>Personal Debt</b>	15%	13%	12%	9%	6%	5%	7%	10%	10%	10%	9%	8%	9%	7%	7%	10%	9%	8%	8%	10%	10%	10%	8%
<b>Unemployment</b>	10%	10%	17%	21%	26%	26%	24%	23%	18%	16%	35%	23%	19%	13%	12%	11%	11%	9%	9%	7%	7%	7%	8%
<b>Immigration</b>	20%	23%	22%	23%	20%	20%	20%	19%	21%	19%	11%	10%	10%	6%	6%	6%	5%	7%	7%	5%	7%	6%	7%
<b>Taxation</b>	6%	7%	8%	6%	8%	10%	10%	8%	8%	7%	6%	7%	5%	8%	7%	7%	9%	6%	7%	7%	8%	7%	7%
<b>Drug Abuse</b>	13%	12%	12%	12%	13%	16%	17%	16%	15%	14%	11%	10%	7%	7%	7%	5%	7%	5%	6%	5%	7%	7%	6%
<b>Population</b>	10%	8%	7%	7%	6%	6%	6%	8%	13%	12%	8%	7%	6%	6%	6%	6%	5%	5%	4%	5%	5%	6%	5%
<b>Racism</b>	6%	6%	5%	6%	7%	8%	8%	7%	5%	5%	6%	6%	5%	5%	3%	4%	3%	3%	4%	3%	4%	3%	5%
<b>Indigenous Issues</b>	4%	3%	3%	2%	2%	2%	3%	3%	3%	4%	5%	6%	5%	4%	4%	5%	5%	5%	5%	5%	4%	4%	4%
<b>Transport</b>	10%	10%	10%	9%	7%	7%	8%	8%	10%	9%	5%	5%	5%	7%	5%	5%	4%	4%	6%	4%	4%	5%	4%





[illegible]

▲▼  
significant  
difference  
compared  
with the most  
recent federal  
election

## Party most capable to manage the top issues facing Australia

▲▼  
significant  
difference  
compared  
with the most  
recent federal  
election

A long methodology disclosure statement is available here: <https://www.ipsos.com/en-au/polling-methodology-disclosure-statements>








# IPSOS ISSUES MONITOR DECEMBER 2022

The top issues facing Australia

Mark Davis  
Managing Director, Public Affairs, Australia and New Zealand  
✉ mark.davis@ipsos.com  
☎ (03) 9946 0826



	2010	2011	2012	2013	2014	2015	2016	2017	2018	2019	2020	2021	JAN 2022	FEB 2022	MAR 2022	APR 2022	MAY 2022	JUN 2022	JUL 2022	AUG 2022	SEP 2022	OCT 2022	NOV 2022	DEC 2022
 <b>Cost of Living</b>	30%	36%	36%	31%	25%	21%	23%	29%	33%	32%	25%	28%	32%	40%	44%	50%	52%	58%	56%	58%	57%	56%	58%	58%
 <b>Healthcare</b>	48%	42%	39%	40%	39%	34%	38%	31%	30%	31%	34%	38%	48%	43%	39%	39%	39%	35%	38%	44%	38%	39%	33%	36%
 <b>The Economy</b>	20%	22%	26%	29%	42%	45%	33%	24%	21%	24%	45%	36%	36%	33%	32%	32%	33%	33%	31%	31%	33%	32%	33%	33%
 <b>Housing</b>	24%	21%	19%	18%	15%	18%	20%	27%	24%	20%	17%	27%	33%	32%	30%	32%	34%	30%	27%	30%	28%	31%	30%	31%
 <b>Petrol Prices</b>	8%	15%	14%	11%	7%	4%	4%	6%	11%	9%	5%	8%	12%	17%	24%	21%	20%	28%	29%	24%	24%	24%	24%	22%
<b>Environment</b>	20%	18%	13%	12%	10%	10%	12%	13%	16%	25%	25%	25%	21%	22%	23%	18%	19%	19%	23%	22%	23%	20%	22%	19%
<b>Poverty</b>	10%	10%	10%	11%	13%	12%	13%	14%	15%	16%	15%	17%	15%	17%	15%	16%	14%	14%	13%	15%	13%	14%	14%	14%
<b>Crime</b>	27%	28%	28%	29%	24%	22%	25%	27%	27%	24%	19%	20%	16%	16%	12%	14%	11%	11%	11%	10%	13%	13%	14%	13%
<b>Personal Debt</b>	15%	13%	12%	9%	6%	5%	7%	10%	10%	10%	9%	8%	9%	7%	7%	10%	9%	8%	8%	10%	10%	10%	8%	10%
<b>Unemployment</b>	10%	10%	17%	21%	26%	26%	24%	23%	18%	16%	35%	23%	19%	13%	12%	11%	11%	9%	9%	7%	7%	7%	8%	9%
<b>Taxation</b>	6%	7%	8%	6%	8%	10%	10%	8%	8%	7%	6%	7%	5%	8%	7%	7%	9%	6%	7%	7%	8%	7%	7%	7%
<b>Education</b>	15%	12%	16%	19%	20%	17%	18%	14%	13%	13%	11%	12%	9%	10%	11%	8%	7%	9%	8%	7%	10%	10%	9%	7%
<b>Indigenous Issues</b>	4%	3%	3%	2%	2%	2%	3%	3%	3%	4%	5%	6%	5%	4%	4%	5%	5%	5%	5%	5%	4%	4%	4%	6%
<b>Defence</b>	5%	4%	3%	3%	8%	16%	12%	14%	8%	7%	6%	8%	7%	7%	12%	10%	12%	9%	9%	7%	7%	7%	9%	6%
<b>Population</b>	10%	8%	7%	7%	6%	6%	6%	8%	13%	12%	8%	7%	6%	6%	6%	6%	5%	5%	4%	5%	5%	6%	5%	6%
<b>Transport</b>	10%	10%	10%	9%	7%	7%	8%	8%	10%	9%	5%	5%	5%	7%	5%	5%	4%	4%	6%	4%	4%	5%	4%	6%
<b>Drug Abuse</b>	13%	12%	12%	12%	13%	16%	17%	16%	15%	14%	11%	10%	7%	7%	7%	5%	7%	5%	6%	5%	7%	7%	6%	6%
<b>Immigration</b>	20%	23%	22%	23%	20%	20%	20%	19%	21%	19%	11%	10%	10%	6%	6%	6%	5%	7%	7%	5%	7%	6%	7%	5%
<b>Racism</b>	6%	6%	5%	6%	7%	8%	8%	7%	5%	5%	6%	6%	5%	5%	3%	4%	3%	3%	4%	3%	4%	3%	5%	4%

