



# IPSOS ISSUES MONITOR MARCH 2017

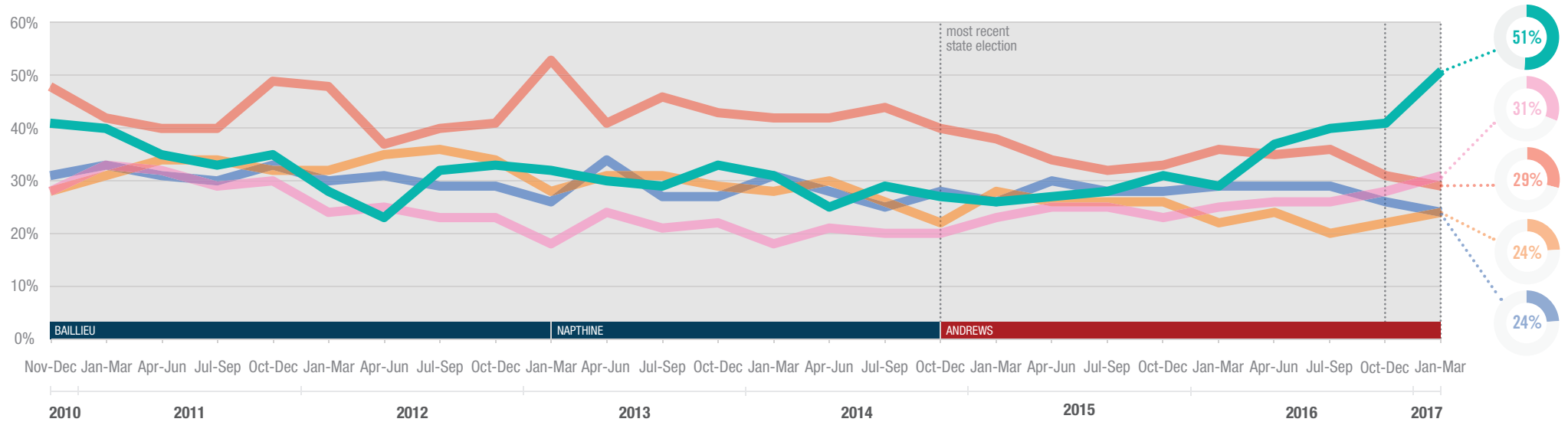
The top issues facing Victoria

**Daniel Evans**  
Deputy Managing Director  
✉ dan.evans@ipsos.com  
☎ (03) 9946 0850

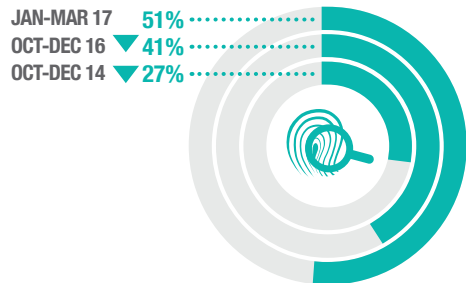
**Lucy Hedt**  
Research Executive  
✉ lucy.hedt@ipsos.com  
☎ (03) 9946 0832



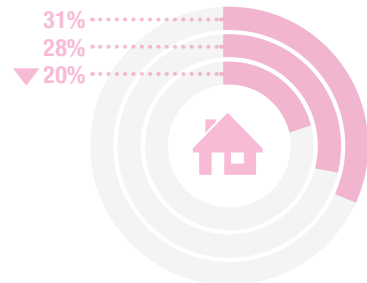
Each quarter we ask 800 Victorians to select the three most important issues facing their state. The top five issues facing Victoria between January and March 2017 are shown below. A summary of all issues facing Victoria can be found overleaf. If you would like to know more about the Ipsos Issues Monitor, or Ipsos Public Affairs in Victoria, please contact Daniel Evans or Lucy Hedt.



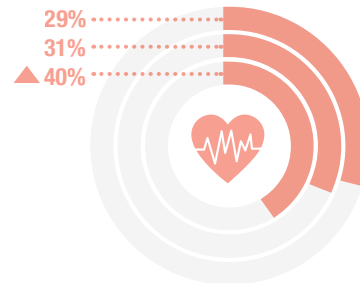
## Crime



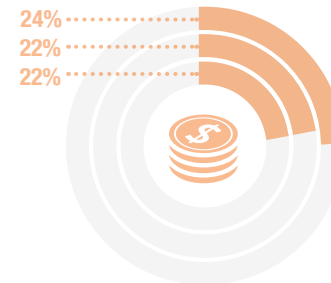
## Housing



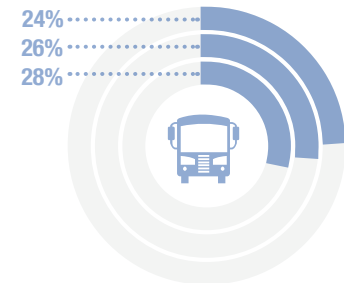
## Healthcare



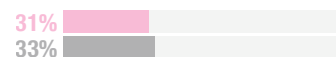
## Cost of Living



## Transport



▲ significant difference compared with current quarter



▲ significant difference compared with Victoria








# IPSOS ISSUES MONITOR MARCH 2017

The top issues facing Victoria

**Daniel Evans**  
Deputy Managing Director  
✉ dan.evans@ipsos.com  
☎ (03) 9946 0850

**Lucy Hedt**  
Research Executive  
✉ lucy.hedt@ipsos.com  
☎ (03) 9946 0832



	2010	2011	2012	2013	2014	2015	2016	JAN-MAR 2017
 <b>Crime</b>	41%	36%	29%	31%	28%	28%	36%	51%
 <b>Housing</b>	28%	31%	24%	22%	20%	24%	26%	31%
 <b>Healthcare</b>	48%	43%	42%	46%	42%	34%	34%	29%
 <b>Cost of Living</b>	28%	33%	34%	30%	27%	26%	22%	24%
 <b>Transport</b>	31%	32%	30%	28%	28%	28%	28%	24%
<b>Drug Abuse</b>	15%	13%	13%	14%	17%	23%	23%	22%
<b>Unemployment</b>	8%	10%	23%	25%	35%	31%	24%	22%
<b>Education</b>	16%	13%	21%	21%	20%	18%	17%	15%
<b>Poverty</b>	7%	8%	7%	7%	9%	10%	12%	11%
<b>The Economy</b>	12%	11%	16%	17%	20%	22%	17%	11%
<b>Immigration</b>	6%	8%	7%	8%	7%	8%	10%	10%
<b>Environment</b>	17%	13%	8%	9%	8%	9%	9%	9%
<b>Petrol Prices</b>	11%	18%	18%	16%	13%	7%	6%	8%
<b>Population</b>	8%	8%	7%	7%	7%	8%	9%	8%
<b>Personal Debt</b>	11%	11%	10%	7%	6%	7%	7%	8%
<b>Racism</b>	5%	6%	4%	5%	5%	5%	7%	6%
<b>Taxation</b>	4%	5%	5%	5%	5%	7%	7%	6%
<b>Defence</b>	2%	1%	1%	1%	2%	5%	4%	4%
<b>Indigenous Issues</b>	1%	1%	1%	1%	1%	1%	2%	2%



# IPSOS ISSUES MONITOR JUNE 2017

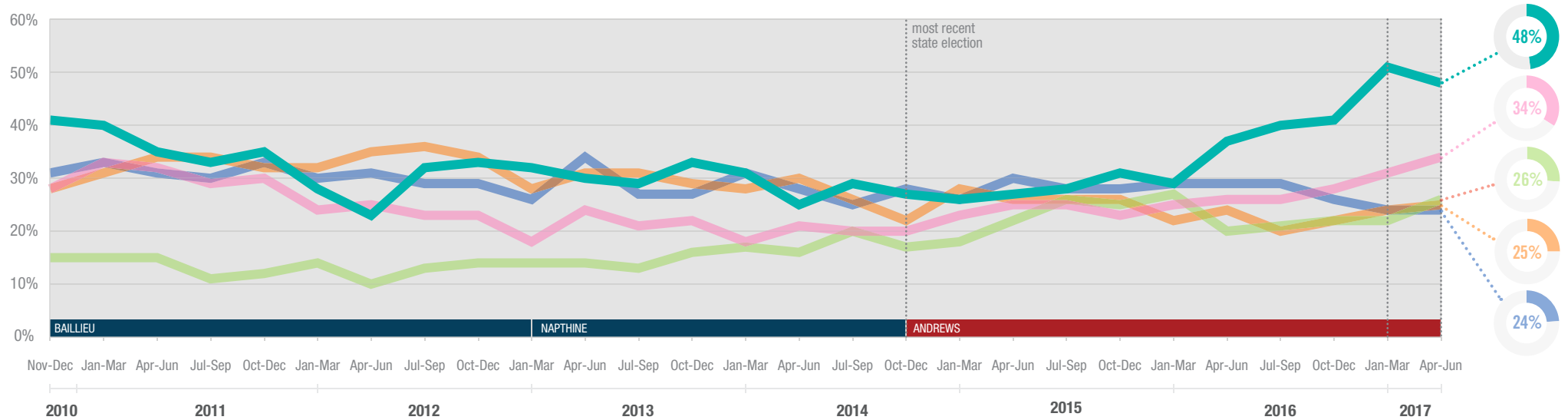
The top issues facing Victoria

**Daniel Evans**  
Deputy Managing Director  
✉ dan.evans@ipsos.com  
☎ (03) 9946 0850

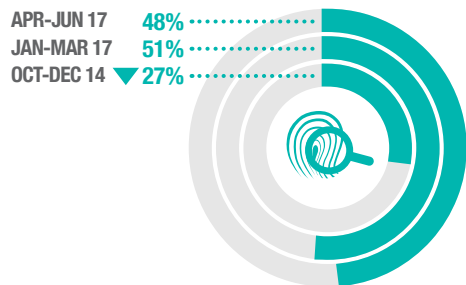
**Lucy Hedt**  
Project Manager  
✉ lucy.hedt@ipsos.com  
☎ (03) 9946 0832



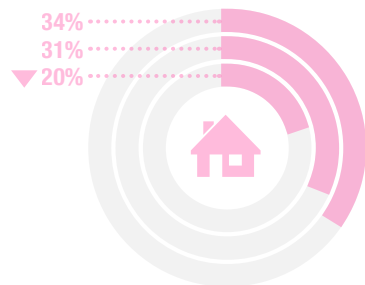
Each quarter we ask 800 Victorians to select the three most important issues facing their state. The top five issues facing Victoria between April and June 2017 are shown below. A summary of all issues facing Victoria can be found overleaf. If you would like to know more about the Ipsos Issues Monitor, or Ipsos Public Affairs in Victoria, please contact Daniel Evans or Lucy Hedt.



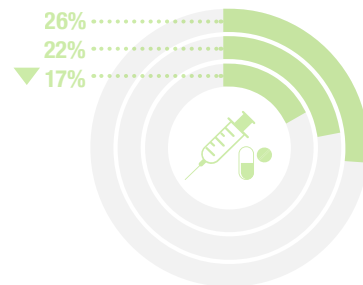
## Crime



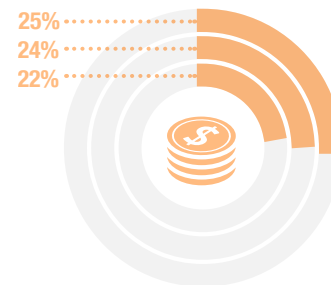
## Housing



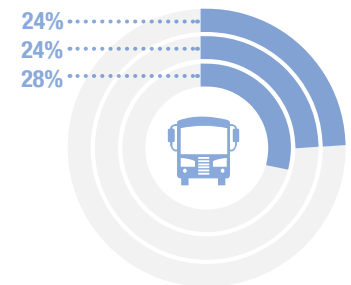
## Drug Abuse





## Cost of Living



## Transport



▲ significant difference compared with current quarter



▲ significant difference compared with Victoria



## The top issues facing Victoria

**Lucy Hedt**  
Project Manager  
 [lucy.hedt@ipsos.com](mailto:lucy.hedt@ipsos.com)  
 (03) 9946 0832

[illegible]



# IPSOS ISSUES MONITOR SEPTEMBER 2017

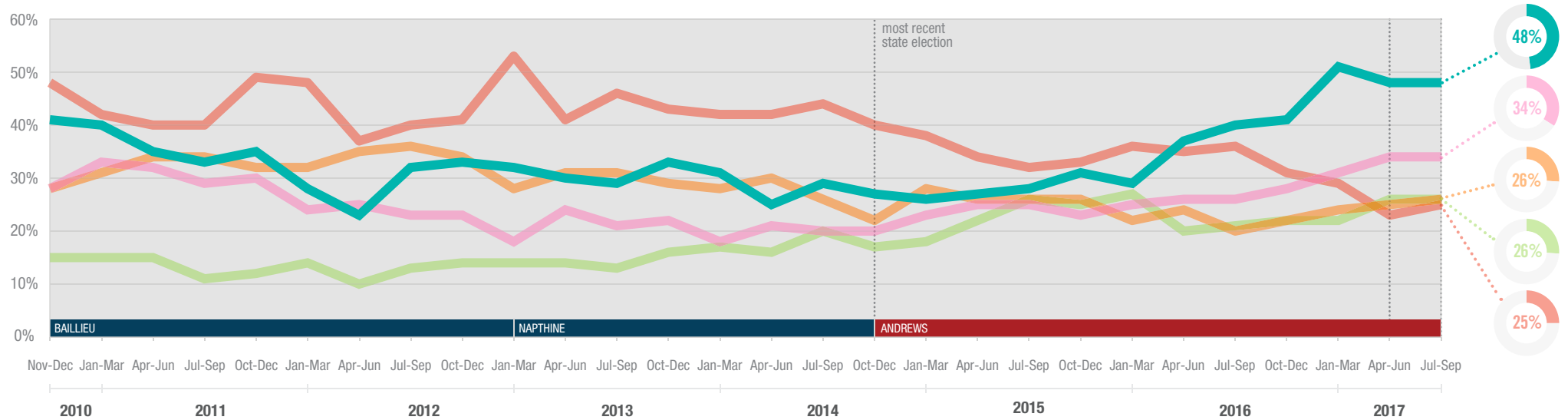
The top issues facing Victoria

**Daniel Evans**  
Deputy Managing Director  
✉ dan.evans@ipsos.com  
☎ (03) 9946 0850

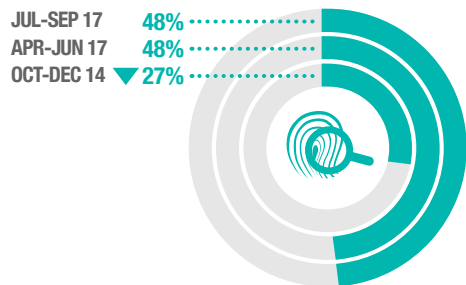
**Lucy Hedt**  
Project Manager  
✉ lucy.hedt@ipsos.com  
☎ (03) 9946 0832



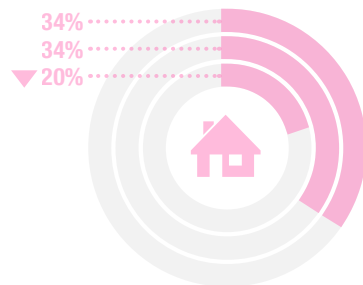
Each quarter we ask 800 Victorians to select the three most important issues facing their state. The top five issues facing Victoria between July and September 2017 are shown below. A summary of all issues facing Victoria can be found overleaf. If you would like to know more about the Ipsos Issues Monitor, or Ipsos Public Affairs in Victoria, please contact Daniel Evans or Lucy Hedt.



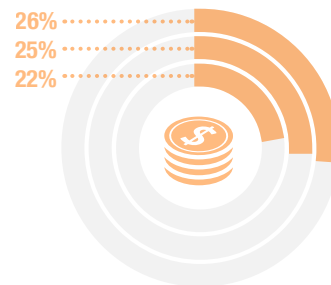
## Crime



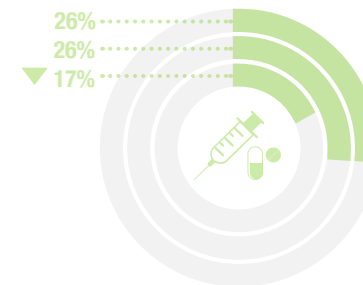
## Housing



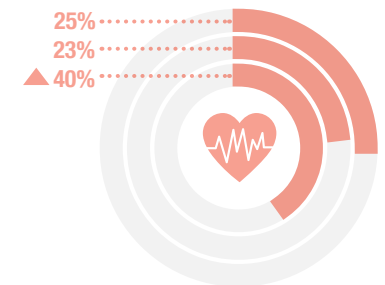
## Cost of Living





## Drug Abuse



## Healthcare



▲ significant difference compared with current quarter  
▼



▲ significant difference compared with VIC  
▼








# IPSOS ISSUES MONITOR SEPTEMBER 2017

The top issues facing Victoria

**Daniel Evans**  
Deputy Managing Director  
✉ dan.evans@ipsos.com  
☎ (03) 9946 0850

**Lucy Hedt**  
Project Manager  
✉ lucy.hedt@ipsos.com  
☎ (03) 9946 0832



	2010	2011	2012	2013	2014	2015	2016	JAN-MAR 2017	APR-JUN 2017	JUL-SEP 2017
 <b>Crime</b>	41%	36%	29%	31%	28%	28%	36%	51%	48%	48%
 <b>Housing</b>	28%	31%	24%	22%	20%	24%	26%	31%	34%	34%
 <b>Cost of Living</b>	28%	33%	34%	30%	27%	26%	22%	24%	25%	26%
 <b>Drug Abuse</b>	15%	13%	13%	14%	17%	23%	23%	22%	26%	26%
 <b>Healthcare</b>	48%	43%	42%	46%	42%	34%	34%	29%	23%	25%
<b>Transport</b>	31%	32%	30%	28%	28%	28%	28%	24%	24%	22%
<b>Unemployment</b>	8%	10%	23%	25%	35%	31%	24%	22%	20%	18%
<b>Poverty</b>	7%	8%	7%	7%	9%	10%	12%	11%	13%	14%
<b>Population</b>	8%	8%	7%	7%	7%	8%	9%	8%	10%	14%
<b>Education</b>	16%	13%	21%	21%	20%	18%	17%	15%	13%	12%
<b>Environment</b>	17%	13%	8%	9%	8%	9%	9%	9%	8%	10%
<b>Personal Debt</b>	11%	11%	10%	7%	6%	7%	7%	8%	7%	10%
<b>The Economy</b>	12%	11%	16%	17%	20%	22%	17%	11%	10%	10%
<b>Immigration</b>	6%	8%	7%	8%	7%	8%	10%	10%	12%	9%
<b>Petrol Prices</b>	11%	18%	18%	16%	13%	7%	6%	8%	7%	6%
<b>Defence</b>	2%	1%	1%	1%	2%	5%	4%	4%	7%	6%
<b>Racism</b>	5%	6%	4%	5%	5%	5%	7%	6%	8%	5%
<b>Taxation</b>	4%	5%	5%	5%	5%	7%	7%	6%	5%	4%
<b>Indigenous Issues</b>	1%	1%	1%	1%	1%	1%	2%	2%	1%	1%



# IPSOS ISSUES MONITOR DECEMBER 2017

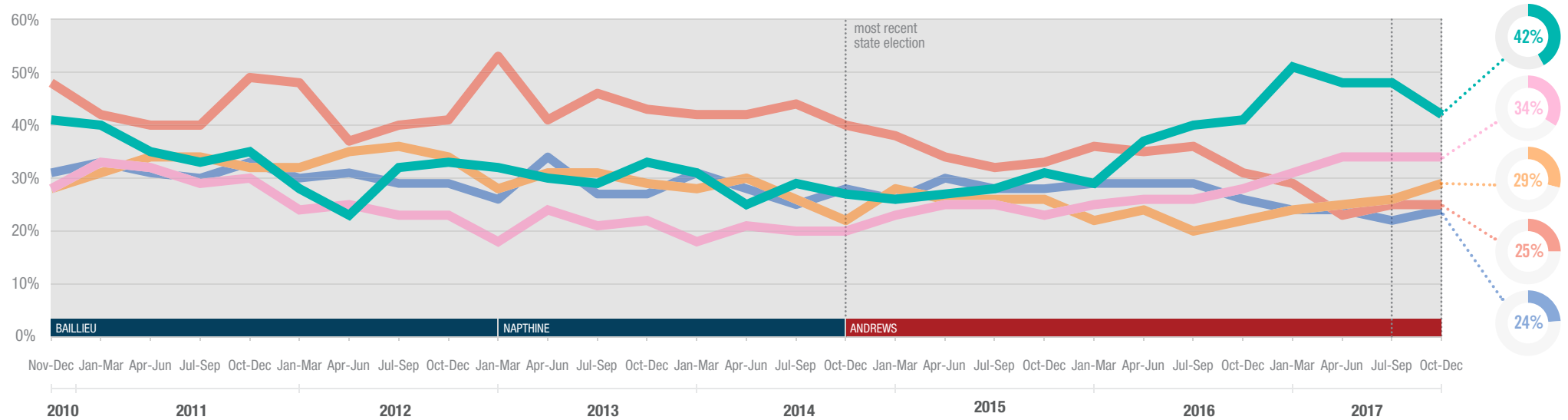
The top issues facing Victoria

**Daniel Evans**  
Deputy Managing Director  
✉ dan.evans@ipsos.com  
☎ (03) 9946 0850

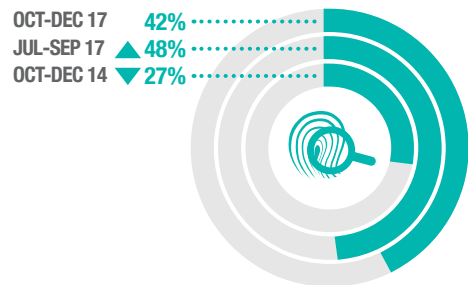
**Lucy Hedt**  
Project Manager  
✉ lucy.hedt@ipsos.com  
☎ (03) 9946 0832



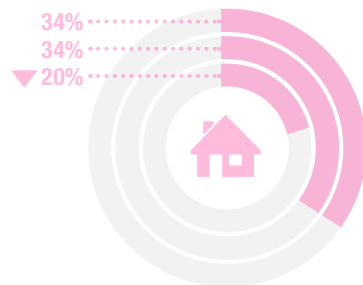
Each quarter we ask 800 Victorians to select the three most important issues facing their state. The top five issues facing Victoria between October and December 2017 are shown below. A summary of all issues facing Victoria can be found overleaf. If you would like to know more about the Ipsos Issues Monitor, or Ipsos Public Affairs in Victoria, please contact Daniel Evans or Lucy Hedt.



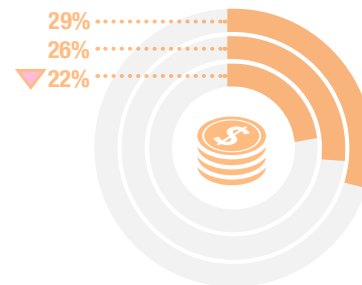
## Crime



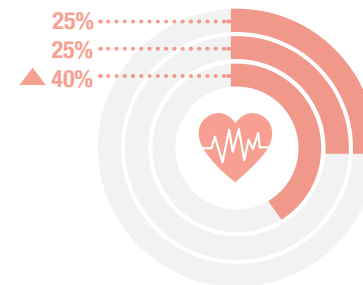
## Housing



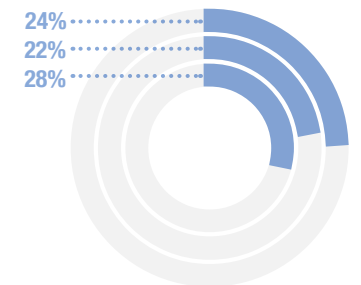
## Cost of Living



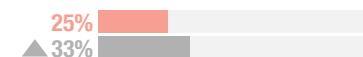

## Healthcare



## Transport



▲ significant difference compared with current quarter  
▼



▲ significant difference compared with VIC  
▼








# IPSOS ISSUES MONITOR DECEMBER 2017

The top issues facing Victoria

**Daniel Evans**  
Deputy Managing Director  
✉ dan.evans@ipsos.com  
☎ (03) 9946 0850

**Lucy Hedt**  
Project Manager  
✉ lucy.hedt@ipsos.com  
☎ (03) 9946 0832



	2010	2011	2012	2013	2014	2015	2016	JAN-MAR 2017	APR-JUN 2017	JUL-SEP 2017	OCT-DEC 2017
 <b>Crime</b>	41%	36%	29%	31%	28%	28%	36%	51%	48%	48%	42%
 <b>Housing</b>	28%	31%	24%	22%	20%	24%	26%	31%	34%	34%	34%
 <b>Cost of Living</b>	28%	33%	34%	30%	27%	26%	22%	24%	25%	26%	29%
 <b>Healthcare</b>	48%	43%	42%	46%	42%	34%	34%	29%	23%	25%	25%
 <b>Transport</b>	31%	32%	30%	28%	28%	28%	28%	24%	24%	22%	24%
<b>Drug Abuse</b>	15%	13%	13%	14%	17%	23%	23%	22%	26%	26%	21%
<b>Unemployment</b>	8%	10%	23%	25%	35%	31%	24%	22%	20%	18%	20%
<b>Population</b>	8%	8%	7%	7%	7%	8%	9%	8%	10%	14%	13%
<b>Poverty</b>	7%	8%	7%	7%	9%	10%	12%	11%	13%	14%	12%
<b>Education</b>	16%	13%	21%	21%	20%	18%	17%	15%	13%	12%	12%
<b>The Economy</b>	12%	11%	16%	17%	20%	22%	17%	11%	10%	10%	12%
<b>Immigration</b>	6%	8%	7%	8%	7%	8%	10%	10%	12%	9%	10%
<b>Personal Debt</b>	11%	11%	10%	7%	6%	7%	7%	8%	7%	10%	9%
<b>Environment</b>	17%	13%	8%	9%	8%	9%	9%	9%	8%	10%	9%
<b>Petrol Prices</b>	11%	18%	18%	16%	13%	7%	6%	8%	7%	6%	9%
<b>Defence</b>	2%	1%	1%	1%	2%	5%	4%	4%	7%	6%	6%
<b>Racism</b>	5%	6%	4%	5%	5%	5%	7%	6%	8%	5%	5%
<b>Taxation</b>	4%	5%	5%	5%	5%	7%	7%	6%	5%	4%	4%
<b>Indigenous Issues</b>	1%	1%	1%	1%	1%	1%	2%	2%	1%	1%	2%





# IPSOS ISSUES MONITOR MARCH 2017

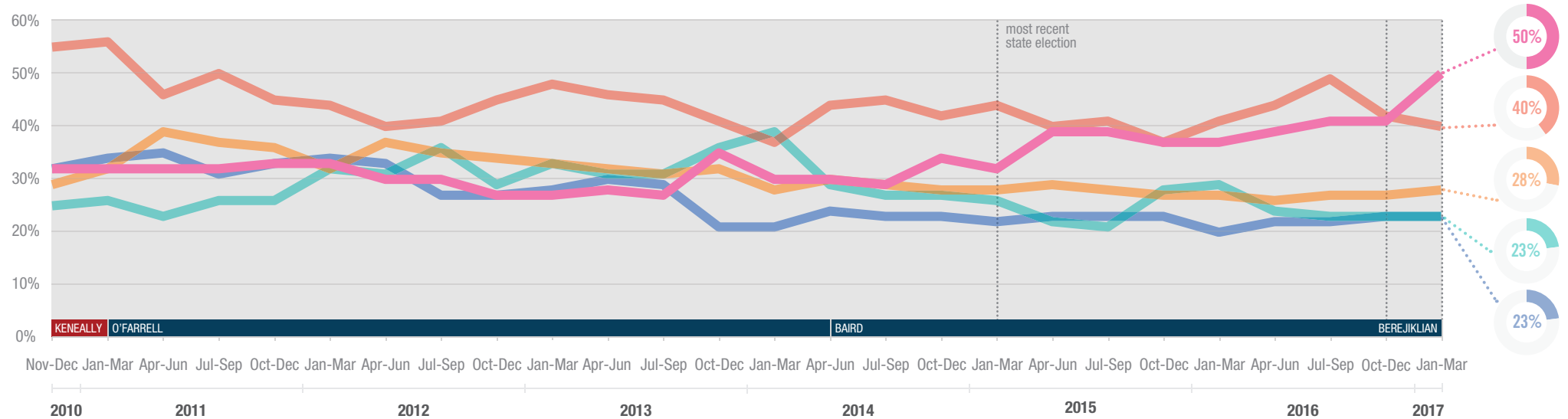
The top issues facing New South Wales

**David Elliott**  
Head of Ipsos Public Affairs NSW  
✉ david.elliott@ipsos.com  
☎ (02) 9900 5159

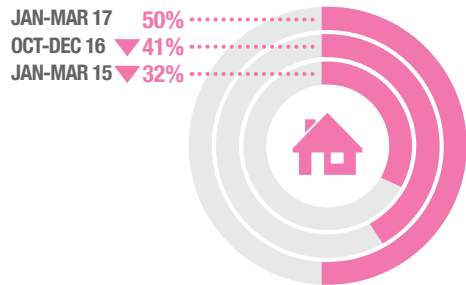
**Stuart Clark**  
Research Director  
✉ stuart.clark@ipsos.com  
☎ (02) 9900 5180



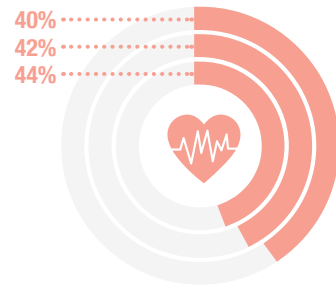
Each quarter we ask 1000 residents of New South Wales to select the three most important issues facing their state. The top five issues facing New South Wales between January and March 2017 are shown below. A summary of all issues facing New South Wales can be found overleaf. If you would like to know more about the Ipsos Issues Monitor, or Ipsos Public Affairs in New South Wales, please contact David Elliot or Stuart Clark.



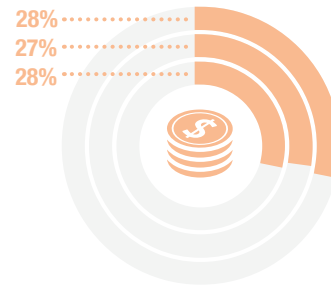
## Housing



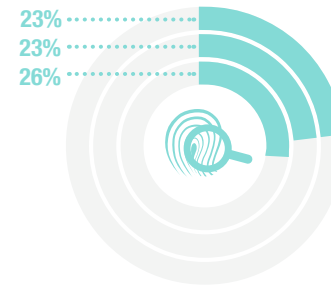
## Healthcare



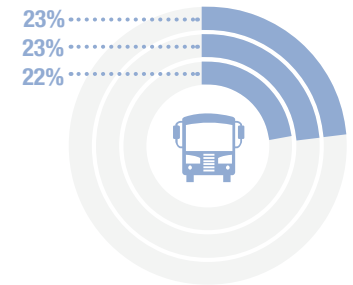
## Cost of Living




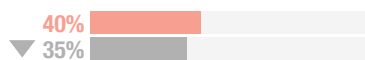
## Crime



## Transport



▲ significant difference compared with current quarter



▲ significant difference compared with NSW








# IPSOS ISSUES MONITOR MARCH 2017

The top issues facing New South Wales

David Elliott  
Head of Ipsos Public Affairs NSW  
✉ david.elliott@ipsos.com  
☎ (02) 9900 5159

Stuart Clark  
Research Director  
✉ stuart.clark@ipsos.com  
☎ (02) 9900 5180



	2010	2011	2012	2013	2014	2015	2016	JAN-MAR 2017
 <b>Housing</b>	32%	32%	30%	29%	30%	37%	39%	50%
 <b>Healthcare</b>	55%	49%	43%	45%	42%	41%	44%	40%
 <b>Cost of Living</b>	29%	36%	34%	32%	29%	28%	27%	28%
 <b>Crime</b>	25%	25%	32%	33%	30%	24%	25%	23%
 <b>Transport</b>	32%	33%	30%	27%	23%	23%	22%	23%
<b>Unemployment</b>	10%	11%	16%	19%	25%	25%	21%	21%
<b>Education</b>	17%	14%	17%	20%	20%	18%	19%	16%
<b>Drug Abuse</b>	12%	10%	11%	12%	14%	16%	16%	15%
<b>The Economy</b>	15%	16%	16%	16%	18%	17%	14%	12%
<b>Population</b>	9%	7%	7%	6%	6%	8%	10%	11%
<b>Petrol Prices</b>	11%	19%	19%	16%	14%	10%	7%	10%
<b>Immigration</b>	7%	8%	8%	10%	7%	9%	10%	10%
<b>Environment</b>	12%	10%	8%	9%	8%	9%	9%	9%
<b>Poverty</b>	6%	6%	7%	7%	10%	9%	10%	8%
<b>Personal Debt</b>	12%	11%	11%	8%	7%	7%	8%	8%
<b>Racism</b>	5%	4%	4%	5%	5%	6%	6%	5%
<b>Taxation</b>	6%	6%	5%	5%	6%	7%	6%	5%
<b>Defence</b>	1%	1%	1%	1%	3%	6%	6%	4%
<b>Indigenous Issues</b>	4%	1%	1%	1%	2%	2%	2%	2%



# IPSOS ISSUES MONITOR JUNE 2017

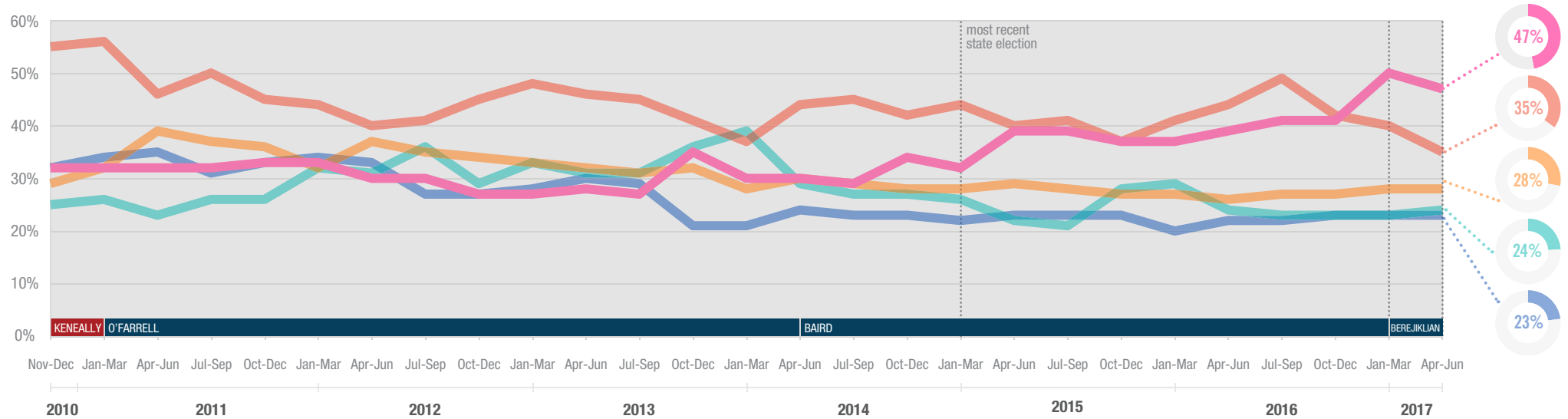
The top issues facing New South Wales

**David Elliott**  
Head of Ipsos Public Affairs NSW  
✉ david.elliott@ipsos.com  
☎ (02) 9900 5159

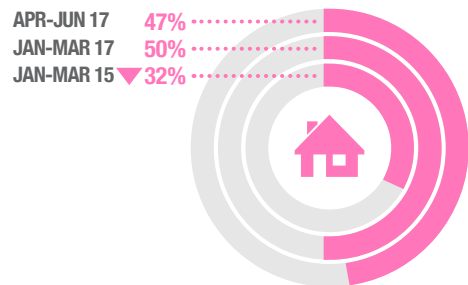
**Stuart Clark**  
Research Director  
✉ stuart.clark@ipsos.com  
☎ (02) 9900 5180



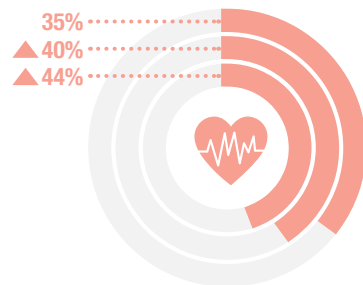
Each quarter we ask 1000 residents of New South Wales to select the three most important issues facing their state. The top five issues facing New South Wales between April and June 2017 are shown below. A summary of all issues facing New South Wales can be found overleaf. If you would like to know more about the Ipsos Issues Monitor, or Ipsos Public Affairs in New South Wales, please contact David Elliot or Stuart Clark.



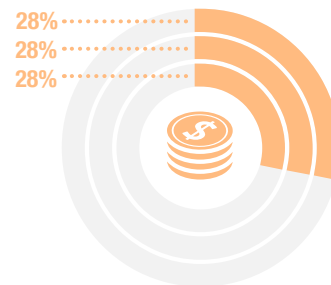
## Housing



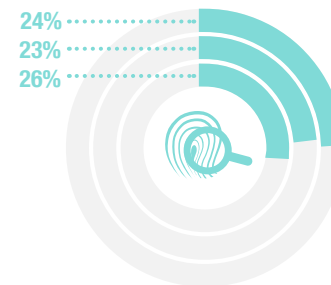
## Healthcare



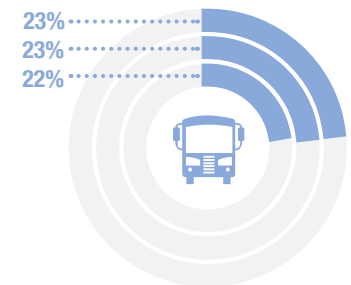
## Cost of Living



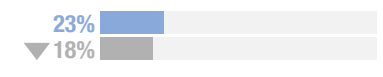
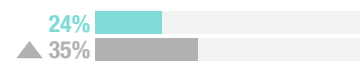
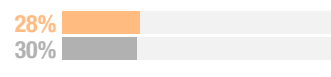
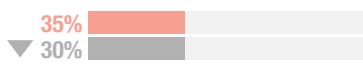
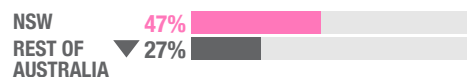
## Crime



## Transport



▲ significant difference compared with current quarter



▲ significant difference compared with NSW








# IPSOS ISSUES MONITOR JUNE 2017

The top issues facing New South Wales

**David Elliott**  
Head of Ipsos Public Affairs NSW  
✉ david.elliott@ipsos.com  
☎ (02) 9900 5159

**Stuart Clark**  
Research Director  
✉ stuart.clark@ipsos.com  
☎ (02) 9900 5180



	2010	2011	2012	2013	2014	2015	2016	JAN-MAR 2017	APR-JUN 2017
 <b>Housing</b>	32%	32%	30%	29%	30%	37%	39%	50%	47%
 <b>Healthcare</b>	55%	49%	43%	45%	42%	41%	44%	40%	35%
 <b>Cost of Living</b>	29%	36%	34%	32%	29%	28%	27%	28%	28%
 <b>Crime</b>	25%	25%	32%	33%	30%	24%	25%	23%	24%
 <b>Transport</b>	32%	33%	30%	27%	23%	23%	22%	23%	23%
<b>Unemployment</b>	10%	11%	16%	19%	25%	25%	21%	21%	20%
<b>Education</b>	17%	14%	17%	20%	20%	18%	19%	16%	16%
<b>Drug Abuse</b>	12%	10%	11%	12%	14%	16%	16%	15%	15%
<b>Population</b>	9%	7%	7%	6%	6%	8%	10%	11%	13%
<b>Immigration</b>	7%	8%	8%	10%	7%	9%	10%	10%	11%
<b>Poverty</b>	6%	6%	7%	7%	10%	9%	10%	8%	10%
<b>The Economy</b>	15%	16%	16%	16%	18%	17%	14%	12%	10%
<b>Environment</b>	12%	10%	8%	9%	8%	9%	9%	9%	10%
<b>Personal Debt</b>	12%	11%	11%	8%	7%	7%	8%	8%	9%
<b>Petrol Prices</b>	11%	19%	19%	16%	14%	10%	7%	10%	8%
<b>Defence</b>	1%	1%	1%	1%	3%	6%	6%	4%	7%
<b>Taxation</b>	6%	6%	5%	5%	6%	7%	6%	5%	6%
<b>Racism</b>	5%	4%	4%	5%	5%	6%	6%	5%	5%
<b>Indigenous Issues</b>	4%	1%	1%	1%	2%	2%	2%	2%	2%



# IPSOS ISSUES MONITOR SEPTEMBER 2017

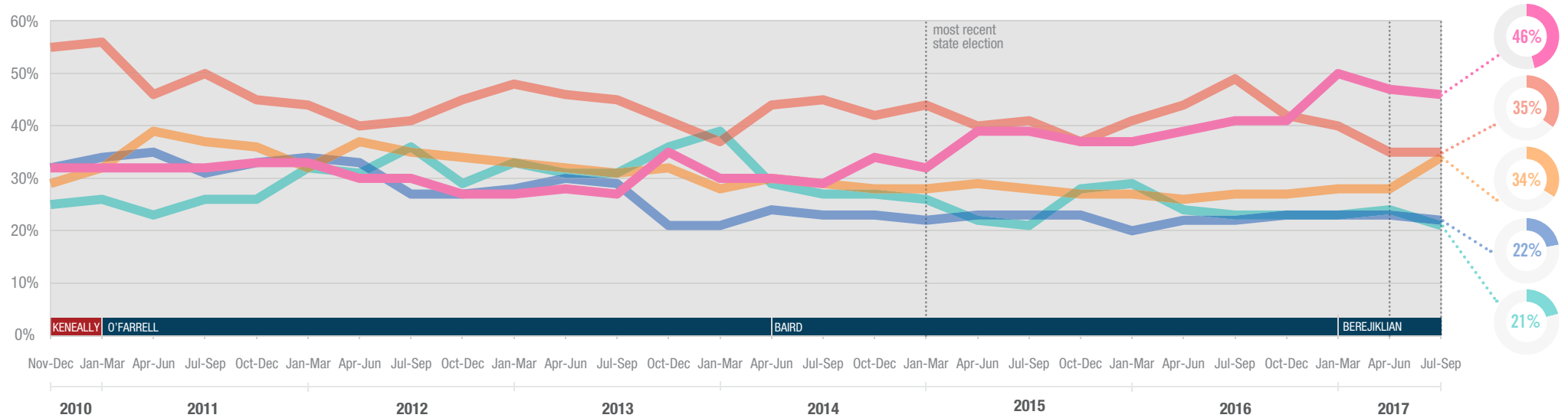
The top issues facing New South Wales

**David Elliott**  
Head of Ipsos Public Affairs NSW  
✉ david.elliott@ipsos.com  
☎ (02) 9900 5159

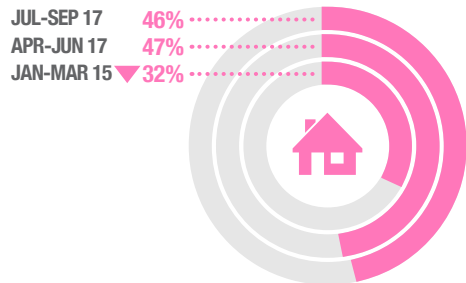
**Stuart Clark**  
Research Director  
✉ stuart.clark@ipsos.com  
☎ (02) 9900 5180



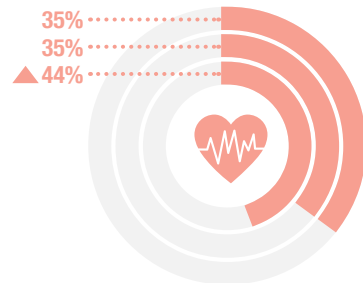
Each quarter we ask 1000 residents of New South Wales to select the three most important issues facing their state. The top five issues facing New South Wales between July and September 2017 are shown below. A summary of all issues facing New South Wales can be found overleaf. If you would like to know more about the Ipsos Issues Monitor, or Ipsos Public Affairs in New South Wales, please contact David Elliot or Stuart Clark.



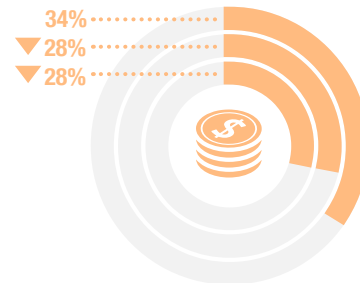
## Housing



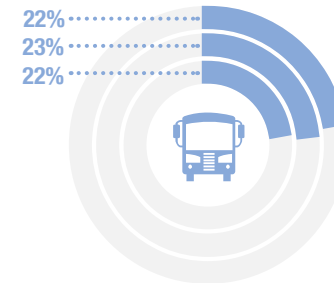
## Healthcare



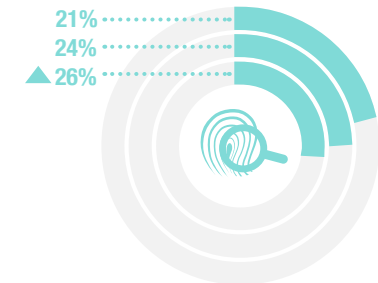
## Cost of Living



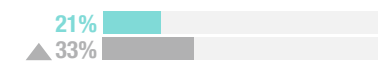
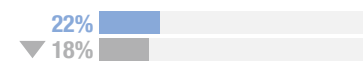
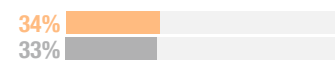
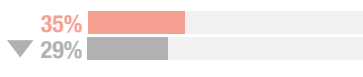
## Transport



## Crime



▲ significant difference compared with current quarter



▲ significant difference compared with NSW








# IPSOS ISSUES MONITOR SEPTEMBER 2017

The top issues facing New South Wales

David Elliott  
Head of Ipsos Public Affairs NSW  
✉ david.elliott@ipsos.com  
☎ (02) 9900 5159

Stuart Clark  
Research Director  
✉ stuart.clark@ipsos.com  
☎ (02) 9900 5180



	2010	2011	2012	2013	2014	2015	2016	JAN-MAR 2017	APR-JUN 2017	JUL-SEP 2017
 <b>Housing</b>	32%	32%	30%	29%	30%	37%	39%	50%	47%	46%
 <b>Healthcare</b>	55%	49%	43%	45%	42%	41%	44%	40%	35%	35%
 <b>Cost of Living</b>	29%	36%	34%	32%	29%	28%	27%	28%	28%	34%
 <b>Transport</b>	32%	33%	30%	27%	23%	23%	22%	23%	23%	22%
 <b>Crime</b>	25%	25%	32%	33%	30%	24%	25%	23%	24%	21%
<b>Unemployment</b>	10%	11%	16%	19%	25%	25%	21%	21%	20%	18%
<b>Education</b>	17%	14%	17%	20%	20%	18%	19%	16%	16%	16%
<b>Drug Abuse</b>	12%	10%	11%	12%	14%	16%	16%	15%	15%	14%
<b>Population</b>	9%	7%	7%	6%	6%	8%	10%	11%	13%	13%
<b>Poverty</b>	6%	6%	7%	7%	10%	9%	10%	8%	10%	12%
<b>Immigration</b>	7%	8%	8%	10%	7%	9%	10%	10%	11%	12%
<b>Personal Debt</b>	12%	11%	11%	8%	7%	7%	8%	8%	9%	10%
<b>The Economy</b>	15%	16%	16%	16%	18%	17%	14%	12%	10%	10%
<b>Environment</b>	12%	10%	8%	9%	8%	9%	9%	9%	10%	9%
<b>Petrol Prices</b>	11%	19%	19%	16%	14%	10%	7%	10%	8%	8%
<b>Defence</b>	1%	1%	1%	1%	3%	6%	6%	4%	7%	7%
<b>Taxation</b>	6%	6%	5%	5%	6%	7%	6%	5%	6%	5%
<b>Racism</b>	5%	4%	4%	5%	5%	6%	6%	5%	5%	5%
<b>Indigenous Issues</b>	4%	1%	1%	1%	2%	2%	2%	2%	2%	2%



# IPSOS ISSUES MONITOR DECEMBER 2017

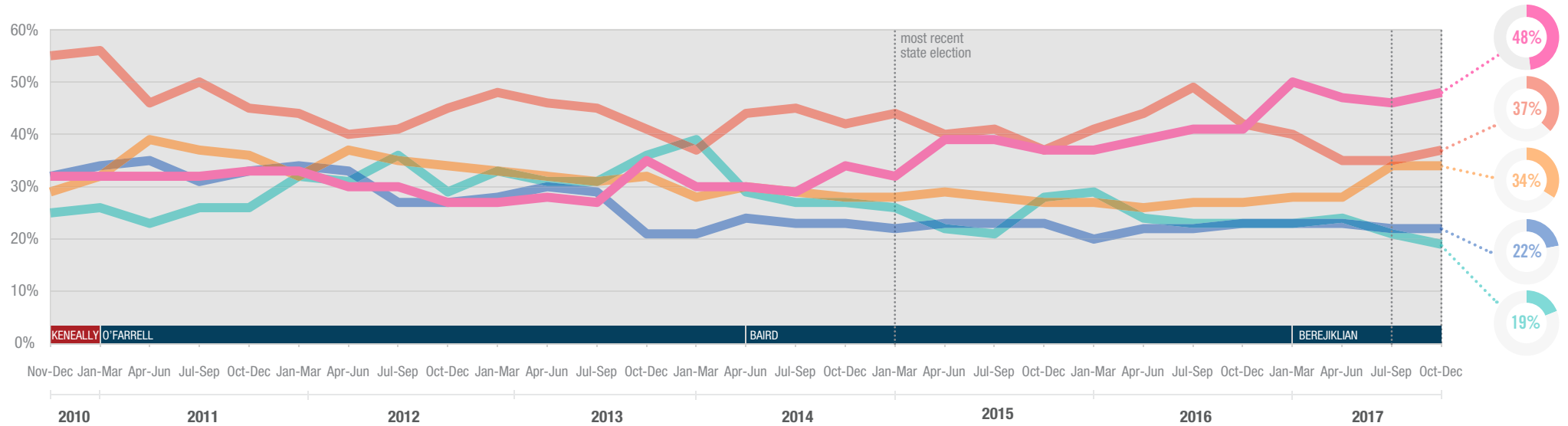
The top issues facing New South Wales

**David Elliott**  
Head of Ipsos Public Affairs NSW  
✉ david.elliott@ipsos.com  
☎ (02) 9900 5159

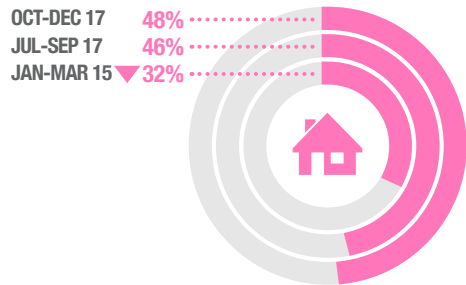
**Stuart Clark**  
Research Director  
✉ stuart.clark@ipsos.com  
☎ (02) 9900 5180



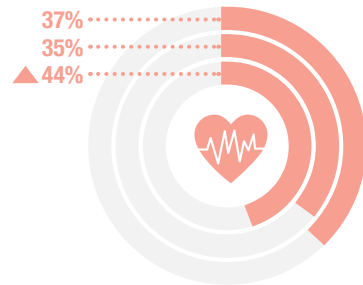
Each quarter we ask 1000 residents of New South Wales to select the three most important issues facing their state. The top five issues facing New South Wales between October and December 2017 are shown below. A summary of all issues facing New South Wales can be found overleaf. If you would like to know more about the Ipsos Issues Monitor, or Ipsos Public Affairs in New South Wales, please contact David Elliott or Stuart Clark.



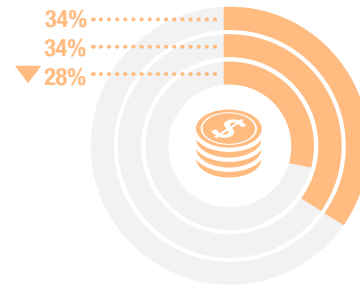
## Housing



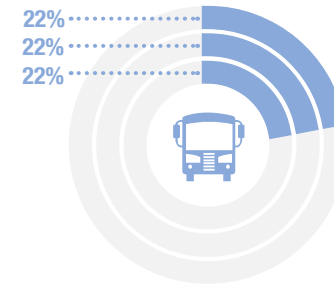
## Healthcare



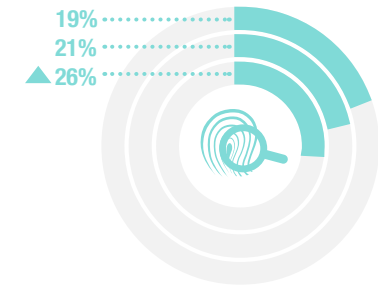
## Cost of Living



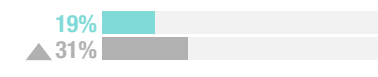
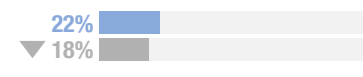
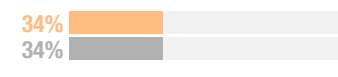
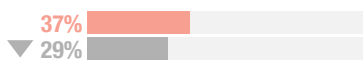
## Transport



## Crime



▲ significant difference compared with current quarter  
▼ significant difference compared with current quarter



▲ significant difference compared with NSW  
▼ significant difference compared with NSW








# IPSOS ISSUES MONITOR DECEMBER 2017

The top issues facing New South Wales

David Elliott  
Head of Ipsos Public Affairs NSW  
✉ david.elliott@ipsos.com  
☎ (02) 9900 5159

Stuart Clark  
Research Director  
✉ stuart.clark@ipsos.com  
☎ (02) 9900 5180



	2010	2011	2012	2013	2014	2015	2016	JAN-MAR 2017	APR-JUN 2017	JUL-SEP 2017	OCT-DEC 2017
 <b>Housing</b>	32%	32%	30%	29%	30%	37%	39%	50%	47%	46%	48%
 <b>Healthcare</b>	55%	49%	43%	45%	42%	41%	44%	40%	35%	35%	37%
 <b>Cost of Living</b>	29%	36%	34%	32%	29%	28%	27%	28%	28%	34%	34%
 <b>Transport</b>	32%	33%	30%	27%	23%	23%	22%	23%	23%	22%	22%
 <b>Crime</b>	25%	25%	32%	33%	30%	24%	25%	23%	24%	21%	19%
<b>Unemployment</b>	10%	11%	16%	19%	25%	25%	21%	21%	20%	18%	17%
<b>Education</b>	9%	7%	7%	6%	6%	8%	10%	11%	13%	13%	17%
<b>Drug Abuse</b>	17%	14%	17%	20%	20%	18%	19%	16%	16%	16%	14%
<b>Population</b>	12%	10%	11%	12%	14%	16%	16%	15%	15%	14%	13%
<b>Poverty</b>	12%	11%	11%	8%	7%	7%	8%	8%	9%	10%	12%
<b>Immigration</b>	7%	8%	8%	10%	7%	9%	10%	10%	11%	12%	11%
<b>Personal Debt</b>	15%	16%	16%	16%	18%	17%	14%	12%	10%	10%	11%
<b>The Economy</b>	6%	6%	7%	7%	10%	9%	10%	8%	10%	12%	10%
<b>Environment</b>	12%	10%	8%	9%	8%	9%	9%	9%	10%	9%	10%
<b>Petrol Prices</b>	11%	19%	19%	16%	14%	10%	7%	10%	8%	8%	9%
<b>Defence</b>	6%	6%	5%	5%	6%	7%	6%	5%	6%	5%	5%
<b>Taxation</b>	1%	1%	1%	1%	3%	6%	6%	4%	7%	7%	5%
<b>Racism</b>	5%	4%	4%	5%	5%	6%	6%	5%	5%	5%	4%
<b>Indigenous Issues</b>	4%	1%	1%	1%	2%	2%	2%	2%	2%	2%	2%





# IPSOS ISSUES MONITOR MARCH 2017

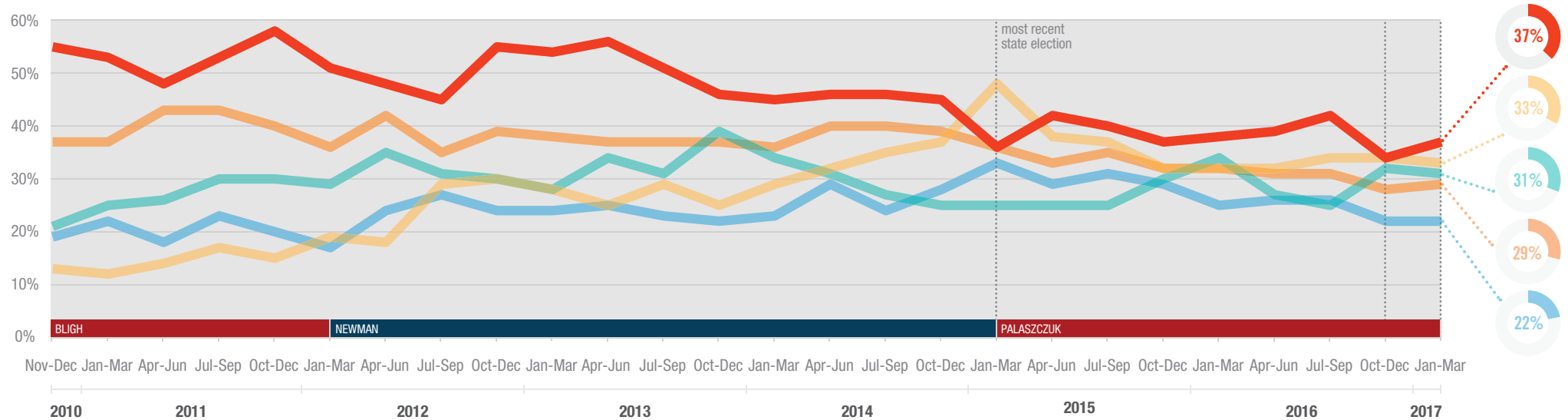
The top issues facing Queensland

**Kylie Brosnan**  
Head of Ipsos Public Affairs QLD  
✉ kylie.brosnan@ipsos.com  
☎ (07) 3016 7660

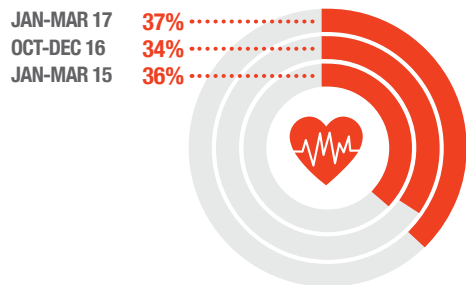
**Kathy Benson**  
Director, Strategy & Research  
✉ kathy.benson@ipsos.com  
☎ (07) 3016 7662



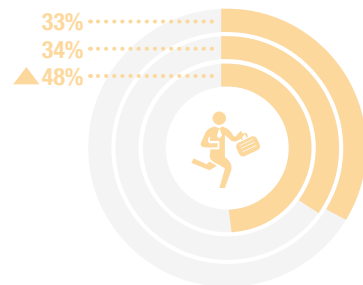
Each quarter we ask 600 Queenslanders to select the three most important issues facing their state. The top five issues facing Queensland between January and March 2017 are shown below. A summary of all issues facing Queensland can be found overleaf. If you would like to know more about the Ipsos Issues Monitor, or Ipsos Public Affairs in Queensland, please contact Kylie Brosnan or Kathy Benson.



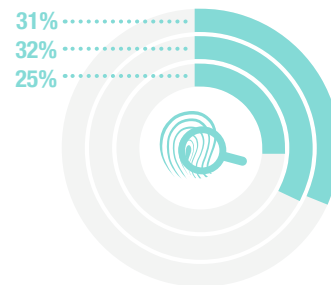
## Healthcare



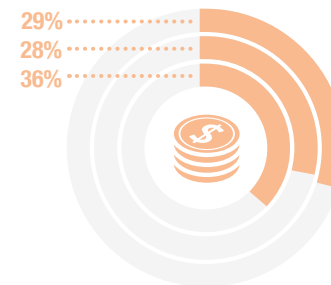
## Unemployment



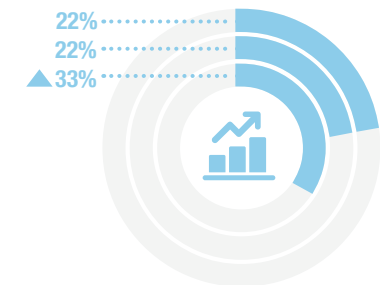
## Crime



## Cost of Living

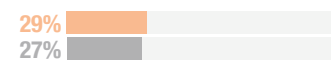
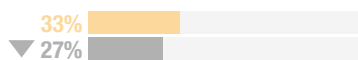


## The Economy



▲ significant difference compared with current quarter  
▼

QLD  
REST OF  
AUSTRALIA



▲ significant difference compared with QLD  
▼








# IPSOS ISSUES MONITOR MARCH 2017

The top issues facing Queensland

**Kylie Brosnan**  
Head of Ipsos Public Affairs QLD  
✉ kylie.brosnan@ipsos.com  
☎ (07) 3016 7660

**Kathy Benson**  
Director, Strategy & Research  
✉ kathy.benson@ipsos.com  
☎ (07) 3016 7662



	2010	2011	2012	2013	2014	2015	2016	JAN-MAR 2017
 <b>Healthcare</b>	55%	53%	50%	52%	45%	38%	38%	37%
 <b>Unemployment</b>	13%	14%	24%	27%	33%	39%	33%	33%
 <b>Crime</b>	21%	28%	31%	33%	29%	27%	30%	31%
 <b>Cost of Living</b>	37%	40%	38%	37%	39%	34%	30%	29%
 <b>The Economy</b>	19%	21%	23%	24%	26%	30%	25%	22%
<b>Housing</b>	24%	22%	18%	15%	15%	17%	19%	21%
<b>Transport</b>	17%	17%	15%	15%	12%	14%	17%	19%
<b>Drug Abuse</b>	10%	9%	9%	10%	10%	17%	21%	18%
<b>Education</b>	21%	14%	17%	17%	18%	17%	16%	17%
<b>Petrol Prices</b>	13%	26%	24%	21%	21%	15%	11%	14%
<b>Poverty</b>	9%	6%	6%	8%	9%	9%	11%	13%
<b>Environment</b>	13%	14%	10%	10%	9%	10%	11%	12%
<b>Immigration</b>	6%	7%	7%	7%	7%	6%	7%	8%
<b>Personal Debt</b>	17%	11%	10%	10%	8%	7%	9%	7%
<b>Taxation</b>	3%	5%	6%	5%	6%	5%	6%	6%
<b>Racism</b>	3%	2%	2%	4%	3%	3%	4%	4%
<b>Defence</b>	1%	1%	1%	1%	2%	5%	3%	4%
<b>Indigenous Issues</b>	5%	3%	3%	3%	3%	3%	4%	3%
<b>Population</b>	12%	7%	5%	4%	4%	3%	5%	2%



# IPSOS ISSUES MONITOR JUNE 2017

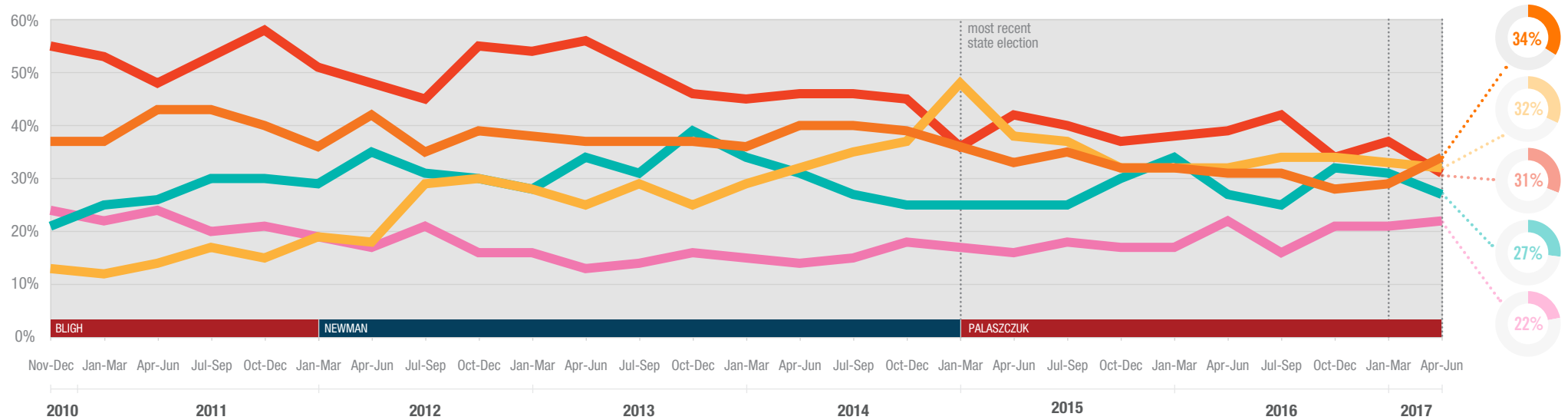
The top issues facing Queensland

**Kylie Brosnan**  
Head of Ipsos Public Affairs QLD  
✉ kylie.brosnan@ipsos.com  
☎ (07) 3016 7660

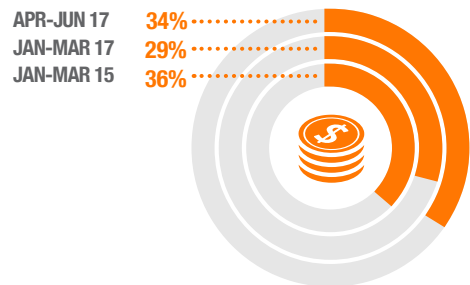
**Kathy Benson**  
Director, Strategy & Research  
✉ kathy.benson@ipsos.com  
☎ (07) 3016 7662



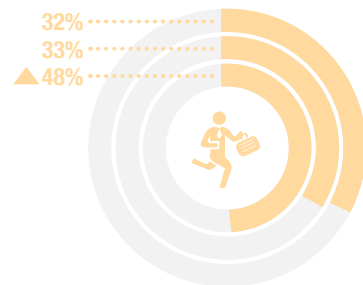
Each quarter we ask 600 Queenslanders to select the three most important issues facing their state. The top five issues facing Queensland between April and June 2017 are shown below. A summary of all issues facing Queensland can be found overleaf. If you would like to know more about the Ipsos Issues Monitor, or Ipsos Public Affairs in Queensland, please contact Kylie Brosnan or Kathy Benson.



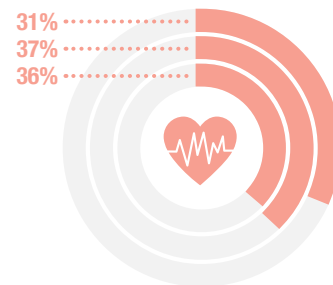
## Cost of Living



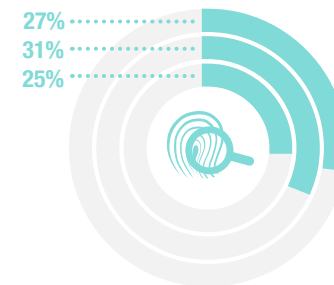
## Unemployment



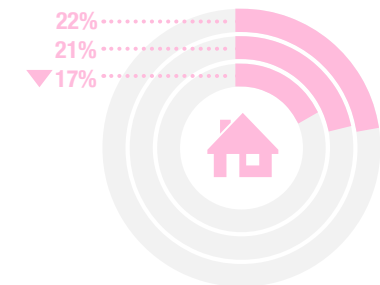
## Healthcare



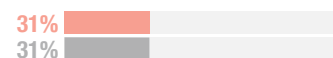
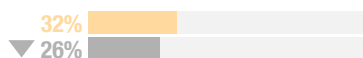
## Crime



## Housing



▲ significant difference compared with current quarter



▲ significant difference compared with QLD








# IPSOS ISSUES MONITOR JUNE 2017

The top issues facing Queensland

**Kylie Brosnan**  
Head of Ipsos Public Affairs QLD  
✉ kylie.brosnan@ipsos.com  
☎ (07) 3016 7660

**Kathy Benson**  
Director, Strategy & Research  
✉ kathy.benson@ipsos.com  
☎ (07) 3016 7662



	2010	2011	2012	2013	2014	2015	2016	JAN-MAR 2017	APR-JUN 2017
 <b>Cost of Living</b>	37%	40%	38%	37%	39%	34%	30%	29%	34%
 <b>Unemployment</b>	13%	14%	24%	27%	33%	39%	33%	33%	32%
 <b>Healthcare</b>	55%	53%	50%	52%	45%	38%	38%	37%	31%
 <b>Crime</b>	21%	28%	31%	33%	29%	27%	30%	31%	27%
 <b>Housing</b>	24%	22%	18%	15%	15%	17%	19%	21%	22%
<b>The Economy</b>	19%	21%	23%	24%	26%	30%	25%	22%	22%
<b>Drug Abuse</b>	10%	9%	9%	10%	10%	17%	21%	18%	19%
<b>Transport</b>	17%	17%	15%	15%	12%	14%	17%	19%	18%
<b>Petrol Prices</b>	13%	26%	24%	21%	21%	15%	11%	14%	14%
<b>Education</b>	21%	14%	17%	17%	18%	17%	16%	17%	14%
<b>Environment</b>	13%	14%	10%	10%	9%	10%	11%	12%	13%
<b>Poverty</b>	9%	6%	6%	8%	9%	9%	11%	13%	12%
<b>Immigration</b>	6%	7%	7%	7%	7%	6%	7%	8%	10%
<b>Personal Debt</b>	17%	11%	10%	10%	8%	7%	9%	7%	7%
<b>Taxation</b>	3%	5%	6%	5%	6%	5%	6%	6%	7%
<b>Population</b>	12%	7%	5%	4%	4%	3%	5%	2%	6%
<b>Defence</b>	1%	1%	1%	1%	2%	5%	3%	4%	5%
<b>Racism</b>	3%	2%	2%	4%	3%	3%	4%	4%	5%
<b>Indigenous Issues</b>	5%	3%	3%	3%	3%	3%	4%	3%	3%



# IPSOS ISSUES MONITOR SEPTEMBER 2017

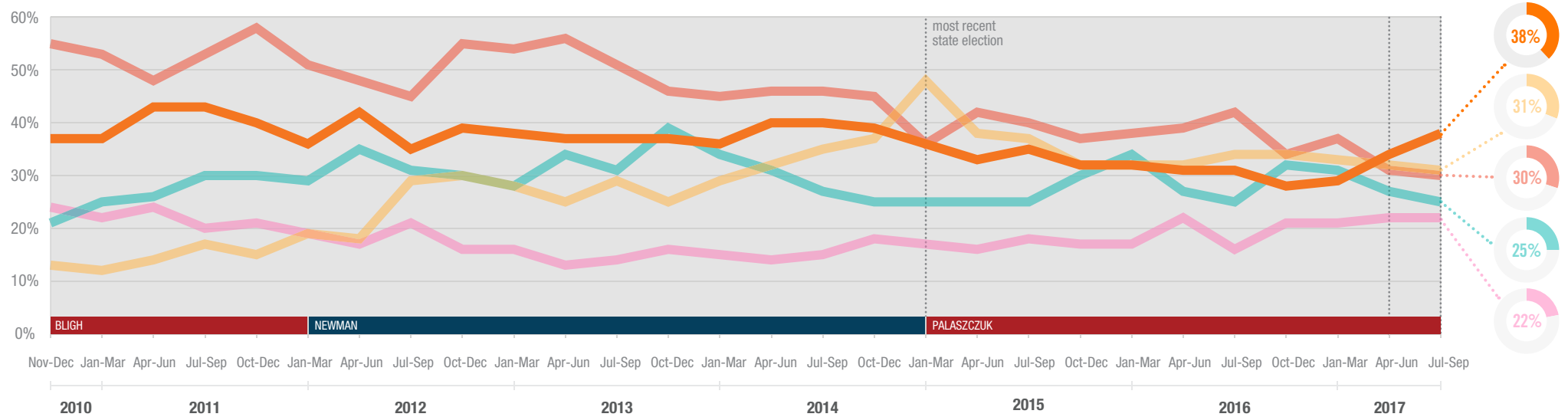
The top issues facing Queensland

**Kylie Brosnan**  
Head of Ipsos Public Affairs QLD  
✉ kylie.brosnan@ipsos.com  
☎ (07) 3016 7660

**Kathy Benson**  
Director, Strategy & Research  
✉ kathy.benson@ipsos.com  
☎ (07) 3016 7662

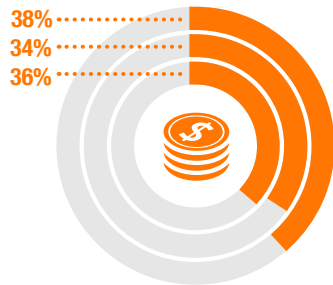


Each quarter we ask 600 Queenslanders to select the three most important issues facing their state. The top five issues facing Queensland between July and September 2017 are shown below. A summary of all issues facing Queensland can be found overleaf. If you would like to know more about the Ipsos Issues Monitor, or Ipsos Public Affairs in Queensland, please contact Kylie Brosnan or Kathy Benson.



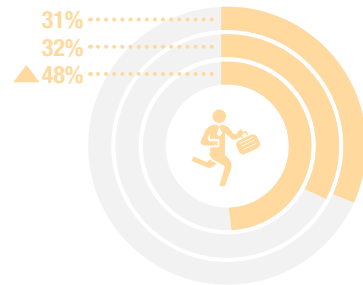
## Cost of Living

JUL-SEP 17  
APR-JUN 17  
JAN-MAR 15



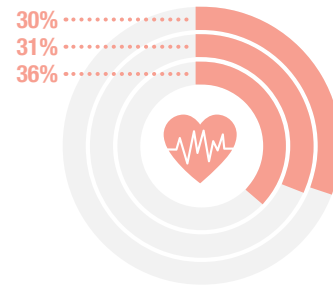
## Unemployment

31%  
32%  
48%



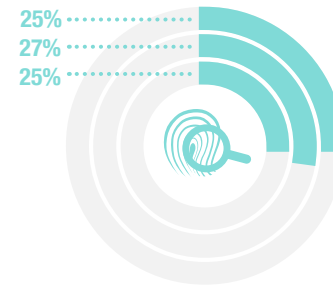
## Healthcare

30%  
31%  
36%



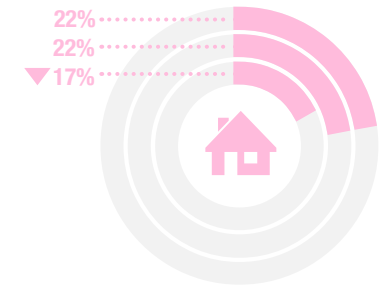
## Crime

25%  
27%  
25%



## Housing

22%  
22%  
17%



▲ significant difference compared with current quarter  
▼

QLD  
REST OF AUSTRALIA

38%  
32%



31%  
24%




30%  
31%



25%  
31%



22%  
36%



▲ significant difference compared with QLD  
▼








# IPSOS ISSUES MONITOR SEPTEMBER 2017

The top issues facing Queensland

**Kylie Brosnan**  
Head of Ipsos Public Affairs QLD  
✉ kylie.brosnan@ipsos.com  
☎ (07) 3016 7660

**Kathy Benson**  
Director, Strategy & Research  
✉ kathy.benson@ipsos.com  
☎ (07) 3016 7662



	2010	2011	2012	2013	2014	2015	2016	JAN-MAR 2017	APR-JUN 2017	JUL-SEP 2017
 <b>Cost of Living</b>	37%	40%	38%	37%	39%	34%	30%	29%	34%	38%
 <b>Unemployment</b>	13%	14%	24%	27%	33%	39%	33%	33%	32%	31%
 <b>Healthcare</b>	55%	53%	50%	52%	45%	38%	38%	37%	31%	30%
 <b>Crime</b>	21%	28%	31%	33%	29%	27%	30%	31%	27%	25%
 <b>Housing</b>	24%	22%	18%	15%	15%	17%	19%	21%	22%	22%
<b>The Economy</b>	19%	21%	23%	24%	26%	30%	25%	22%	22%	21%
<b>Drug Abuse</b>	10%	9%	9%	10%	10%	17%	21%	18%	19%	18%
<b>Transport</b>	17%	17%	15%	15%	12%	14%	17%	19%	18%	18%
<b>Environment</b>	13%	14%	10%	10%	9%	10%	11%	12%	13%	15%
<b>Petrol Prices</b>	13%	26%	24%	21%	21%	15%	11%	14%	14%	14%
<b>Poverty</b>	9%	6%	6%	8%	9%	9%	11%	13%	12%	14%
<b>Education</b>	21%	14%	17%	17%	18%	17%	16%	17%	14%	13%
<b>Personal Debt</b>	17%	11%	10%	10%	8%	7%	9%	7%	7%	11%
<b>Immigration</b>	6%	7%	7%	7%	7%	6%	7%	8%	10%	7%
<b>Taxation</b>	3%	5%	6%	5%	6%	5%	6%	6%	7%	6%
<b>Racism</b>	3%	2%	2%	4%	3%	3%	4%	4%	5%	5%
<b>Population</b>	12%	7%	5%	4%	4%	3%	5%	2%	6%	4%
<b>Defence</b>	1%	1%	1%	1%	2%	5%	3%	4%	5%	3%
<b>Indigenous Issues</b>	5%	3%	3%	3%	3%	3%	4%	3%	3%	3%



# IPSOS ISSUES MONITOR DECEMBER 2017

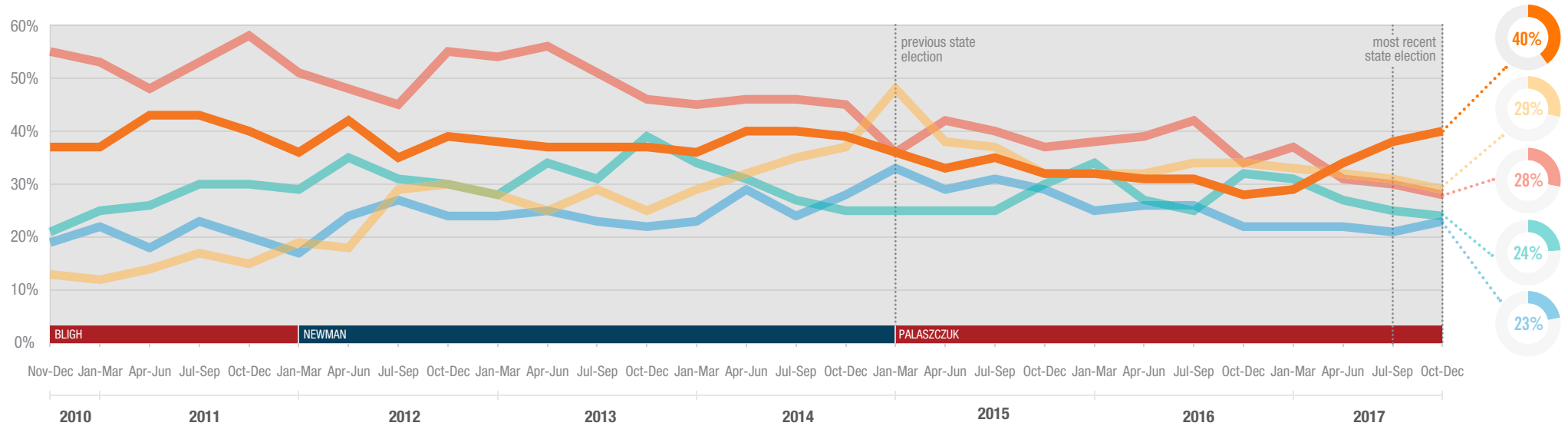
The top issues facing Queensland

**Kylie Brosnan**  
Head of Ipsos Public Affairs QLD  
✉ kylie.brosnan@ipsos.com  
☎ (07) 3016 7660

**Kathy Benson**  
Director, Strategy & Research  
✉ kathy.benson@ipsos.com  
☎ (07) 3016 7662

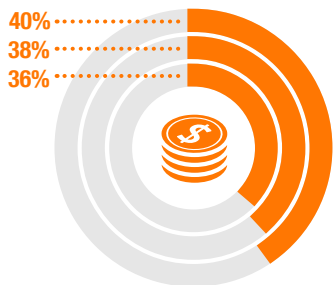


Each quarter we ask 600 Queenslanders to select the three most important issues facing their state. The top five issues facing Queensland between October and December 2017 are shown below. A summary of all issues facing Queensland can be found overleaf. If you would like to know more about the Ipsos Issues Monitor, or Ipsos Public Affairs in Queensland, please contact Kylie Brosnan or Kathy Benson.



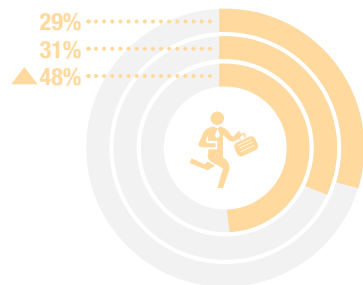
## Cost of Living

OCT-DEC 17  
JUL-SEP 17  
JAN-MAR 15



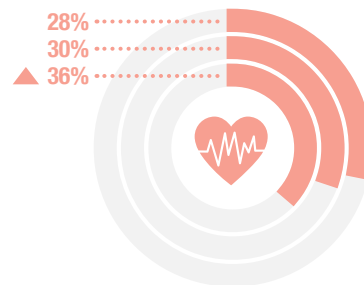
## Unemployment

29%  
31%  
48%



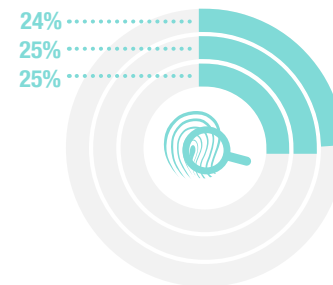
## Healthcare

28%  
30%  
36%



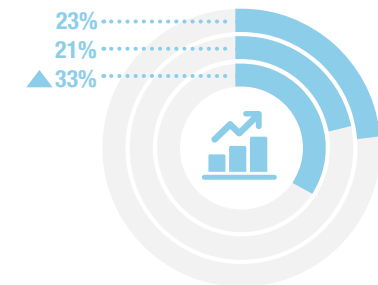
## Crime

24%  
25%  
25%



## The Economy

23%  
21%  
33%



▲ significant difference compared with current quarter  
▼

QLD  
REST OF AUSTRALIA

40%  
33%



29%  
24%



28%  
32%



24%  
28%



23%  
15%



▲ significant difference compared with QLD  
▼








# IPSOS ISSUES MONITOR DECEMBER 2017

The top issues facing Queensland

**Kylie Brosnan**  
Head of Ipsos Public Affairs QLD  
✉ kylie.brosnan@ipsos.com  
☎ (07) 3016 7660

**Kathy Benson**  
Director, Strategy & Research  
✉ kathy.benson@ipsos.com  
☎ (07) 3016 7662



	2010	2011	2012	2013	2014	2015	2016	JAN-MAR 2017	APR-JUN 2017	JUL-SEP 2017	OCT-DEC 2017
 <b>Cost of Living</b>	37%	40%	38%	37%	39%	34%	30%	29%	34%	38%	40%
 <b>Unemployment</b>	13%	14%	24%	27%	33%	39%	33%	33%	32%	31%	29%
 <b>Healthcare</b>	55%	53%	50%	52%	45%	38%	38%	37%	31%	30%	28%
 <b>Crime</b>	21%	28%	31%	33%	29%	27%	30%	31%	27%	25%	24%
 <b>The Economy</b>	19%	21%	23%	24%	26%	30%	25%	22%	22%	21%	23%
<b>Petrol Prices</b>	13%	26%	24%	21%	21%	15%	11%	14%	14%	14%	22%
<b>Housing</b>	24%	22%	18%	15%	15%	17%	19%	21%	22%	22%	21%
<b>Transport</b>	17%	17%	15%	15%	12%	14%	17%	19%	18%	18%	18%
<b>Environment</b>	13%	14%	10%	10%	9%	10%	11%	12%	13%	15%	16%
<b>Drug Abuse</b>	10%	9%	9%	10%	10%	17%	21%	18%	19%	18%	16%
<b>Personal Debt</b>	17%	11%	10%	10%	8%	7%	9%	7%	7%	11%	11%
<b>Education</b>	21%	14%	17%	17%	18%	17%	16%	17%	14%	13%	11%
<b>Poverty</b>	9%	6%	6%	8%	9%	9%	11%	13%	12%	14%	10%
<b>Immigration</b>	6%	7%	7%	7%	7%	6%	7%	8%	10%	7%	8%
<b>Population</b>	12%	7%	5%	4%	4%	3%	5%	2%	6%	4%	7%
<b>Taxation</b>	3%	5%	6%	5%	6%	5%	6%	6%	7%	6%	6%
<b>Racism</b>	3%	2%	2%	4%	3%	3%	4%	4%	5%	5%	4%
<b>Indigenous Issues</b>	5%	3%	3%	3%	3%	3%	4%	3%	3%	3%	3%
<b>Defence</b>	1%	1%	1%	1%	2%	5%	3%	4%	5%	3%	3%





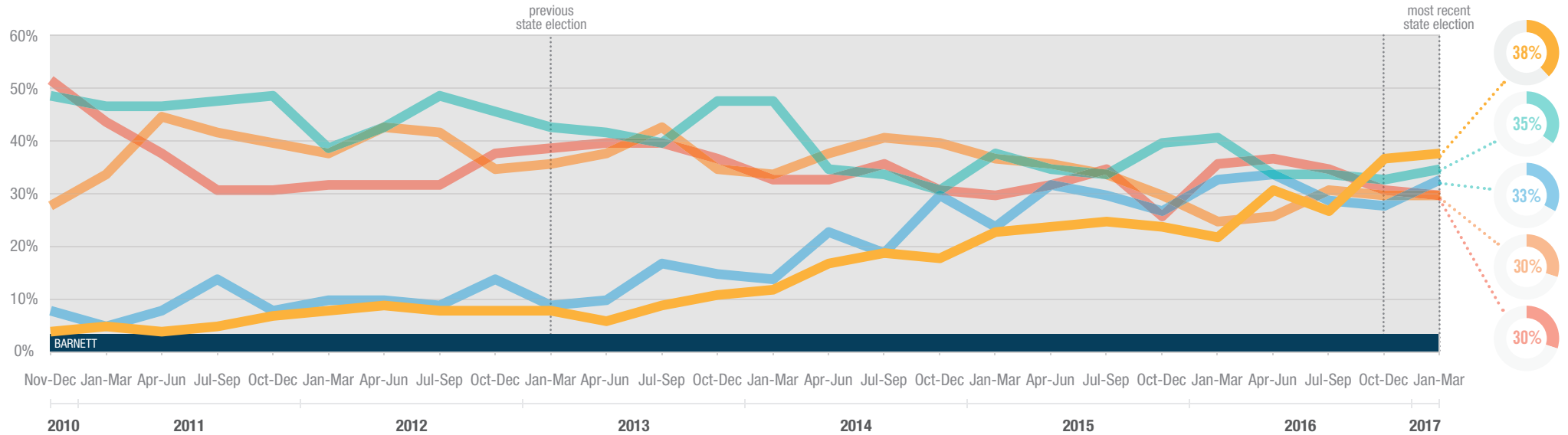
# IPSOS ISSUES MONITOR MARCH 2017

The top issues facing Western Australia

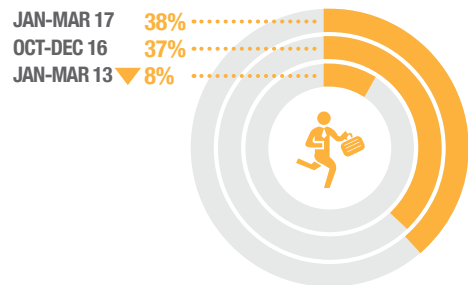
Shaun Griffin  
General Manager WA  
✉ shaun.griffin@ipsos.com  
☎ (08) 9463 0761



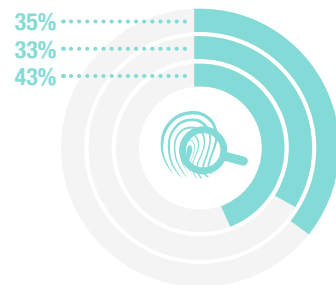
Each quarter we ask 300 Western Australians to select the three most important issues facing their state. The top five issues facing Western Australia between January and March 2017 are shown below. A summary of all issues facing Western Australia can be found overleaf. If you would like to know more about the Ipsos Issues Monitor, or Ipsos Public Affairs in Western Australia, please contact Shaun Griffin.



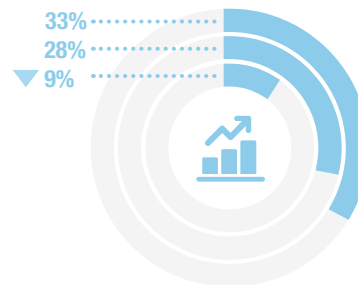
## Unemployment



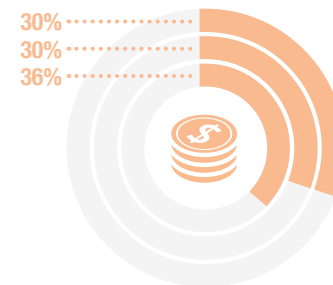
## Crime



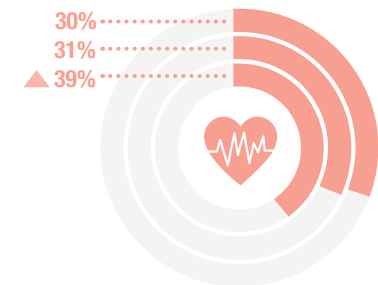
## The Economy



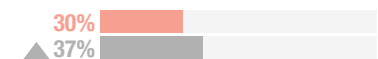
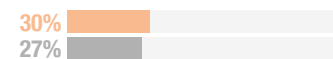
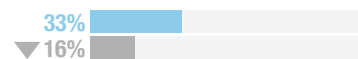
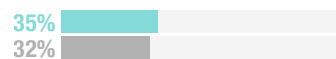
## Cost of Living



## Healthcare



▲ significant difference compared with current quarter  
▼



▲ significant difference compared with WA  
▼








# IPSOS ISSUES MONITOR MARCH 2017

The top issues facing Western Australia

Shaun Griffin  
General Manager WA  
✉ shaun.griffin@ipsos.com  
☎ (08) 9463 0761



	2010	2011	2012	2013	2014	2015	2016	JAN-MAR 2017
 <b>Unemployment</b>	4%	5%	8%	9%	16%	24%	29%	38%
 <b>Crime</b>	49%	48%	44%	43%	37%	37%	36%	35%
 <b>The Economy</b>	8%	9%	11%	13%	21%	28%	31%	33%
 <b>Cost of Living</b>	28%	40%	39%	38%	38%	34%	28%	30%
 <b>Healthcare</b>	52%	36%	34%	39%	33%	31%	35%	30%
<b>Drug Abuse</b>	20%	18%	18%	18%	18%	26%	31%	28%
<b>Housing</b>	24%	31%	32%	33%	27%	23%	19%	19%
<b>Transport</b>	6%	12%	15%	21%	18%	18%	16%	15%
<b>Education</b>	13%	10%	12%	16%	19%	13%	14%	13%
<b>Personal Debt</b>	15%	12%	10%	9%	8%	8%	8%	9%
<b>Poverty</b>	7%	7%	9%	8%	10%	9%	9%	9%
<b>Immigration</b>	19%	16%	14%	11%	10%	8%	8%	8%
<b>Petrol Prices</b>	7%	17%	14%	11%	12%	7%	6%	7%
<b>Taxation</b>	4%	5%	6%	4%	7%	8%	7%	6%
<b>Environment</b>	24%	19%	17%	12%	9%	8%	9%	6%
<b>Racism</b>	8%	5%	4%	3%	3%	4%	4%	5%
<b>Population</b>	6%	3%	6%	6%	6%	5%	6%	3%
<b>Indigenous Issues</b>	5%	4%	6%	4%	3%	4%	3%	3%
<b>Defence</b>	3%	1%	2%	2%	3%	4%	3%	2%



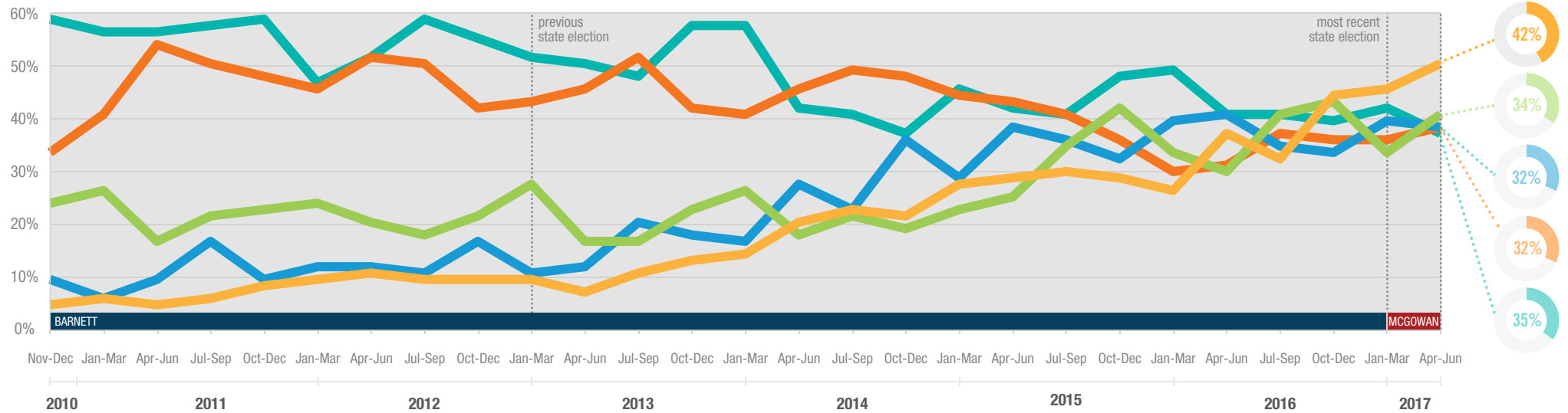
# IPSOS ISSUES MONITOR JUNE 2017

The top issues facing Western Australia

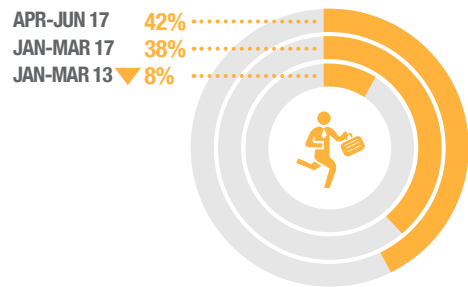
Shaun Griffin  
General Manager WA  
✉ shaun.griffin@ipsos.com  
☎ (08) 9463 0761



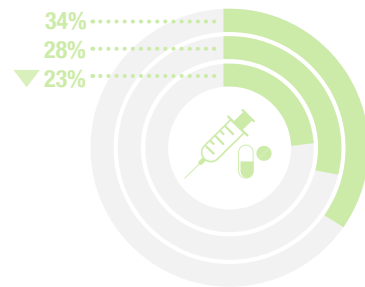
Each quarter we ask 300 Western Australians to select the three most important issues facing their state. The top five issues facing Western Australia between April and June 2017 are shown below. A summary of all issues facing Western Australia can be found overleaf. If you would like to know more about the Ipsos Issues Monitor, or Ipsos Public Affairs in Western Australia, please contact Shaun Griffin.



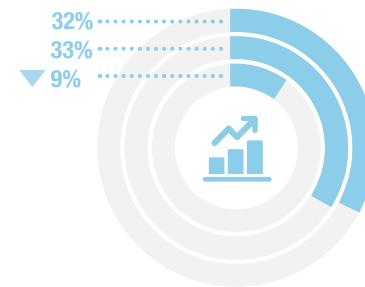
## Unemployment



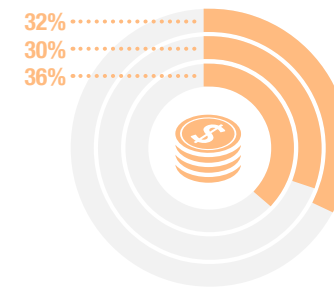
## Drug Abuse



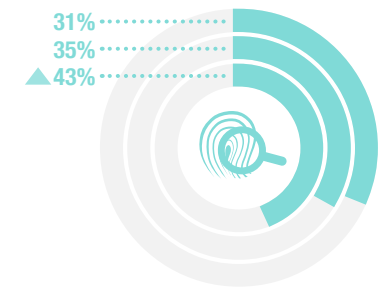
## The Economy



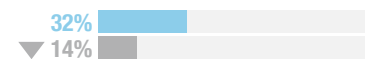

## Cost of Living



## Crime



▲ significant difference compared with current quarter



▲ significant difference compared with WA








# IPSOS ISSUES MONITOR JUNE 2017

The top issues facing Western Australia

Shaun Griffin  
General Manager WA  
✉ shaun.griffin@ipsos.com  
☎ (08) 9463 0761



	2010	2011	2012	2013	2014	2015	2016	JAN-MAR 2017	APR-JUN 2017
 <b>Unemployment</b>	4%	5%	8%	9%	16%	24%	29%	38%	42%
 <b>Drug Abuse</b>	20%	18%	18%	18%	18%	26%	31%	28%	34%
 <b>The Economy</b>	8%	9%	11%	13%	21%	28%	31%	33%	32%
 <b>Cost of Living</b>	28%	40%	39%	38%	38%	34%	28%	30%	32%
 <b>Crime</b>	49%	48%	44%	43%	37%	37%	36%	35%	31%
<b>Housing</b>	24%	31%	32%	33%	27%	23%	19%	19%	24%
<b>Healthcare</b>	52%	36%	34%	39%	33%	31%	35%	30%	23%
<b>Personal Debt</b>	15%	12%	10%	9%	8%	8%	8%	9%	12%
<b>Transport</b>	6%	12%	15%	21%	18%	18%	16%	15%	12%
<b>Education</b>	13%	10%	12%	16%	19%	13%	14%	13%	10%
<b>Poverty</b>	7%	7%	9%	8%	10%	9%	9%	9%	8%
<b>Environment</b>	24%	19%	17%	12%	9%	8%	9%	6%	8%
<b>Immigration</b>	19%	16%	14%	11%	10%	8%	8%	8%	7%
<b>Racism</b>	8%	5%	4%	3%	3%	4%	4%	5%	6%
<b>Taxation</b>	4%	5%	6%	4%	7%	8%	7%	6%	5%
<b>Petrol Prices</b>	7%	17%	14%	11%	12%	7%	6%	7%	4%
<b>Indigenous Issues</b>	5%	4%	6%	4%	3%	4%	3%	3%	3%
<b>Defence</b>	3%	1%	2%	2%	3%	4%	3%	2%	3%
<b>Population</b>	6%	3%	6%	6%	6%	5%	6%	3%	2%



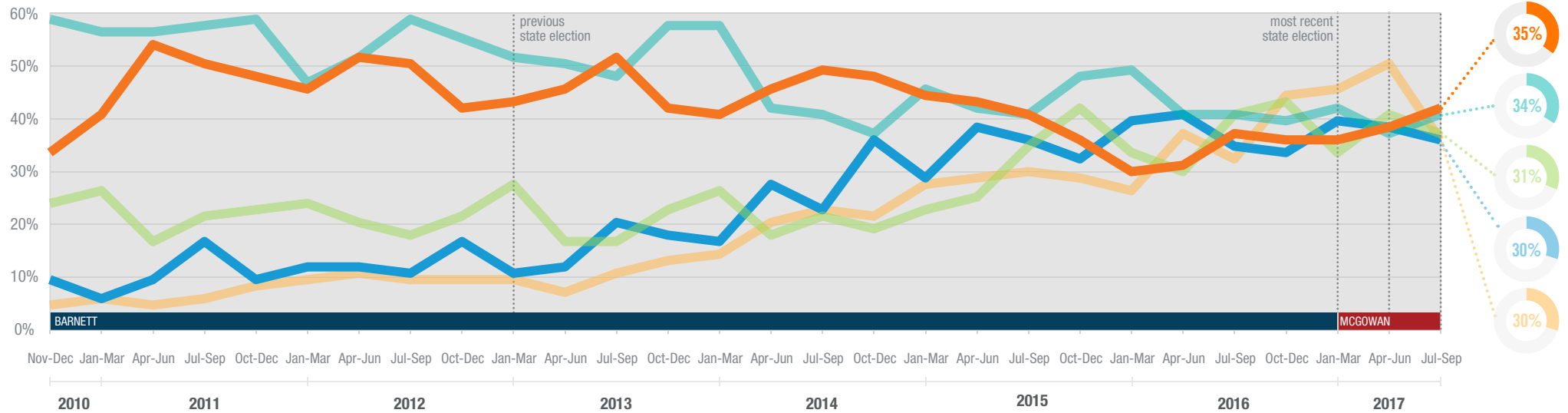
# IPSOS ISSUES MONITOR SEPTEMBER 2017

The top issues facing Western Australia

Shaun Griffin  
General Manager WA  
✉ shaun.griffin@ipsos.com  
☎ (08) 9463 0761

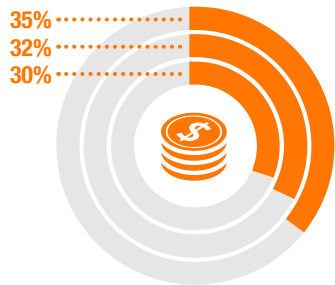


Each quarter we ask 300 Western Australians to select the three most important issues facing their state. The top five issues facing Western Australia between July and September 2017 are shown below. A summary of all issues facing Western Australia can be found overleaf. If you would like to know more about the Ipsos Issues Monitor, or Ipsos Public Affairs in Western Australia, please contact Shaun Griffin.



## Cost of Living

JUL-SEP 17  
APR-JUN 17  
JAN-MAR 17



## Crime

34%  
31%  
35%



## Drug Abuse

31%  
34%  
28%



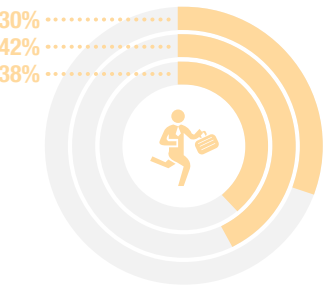
## The Economy

30%  
32%  
33%




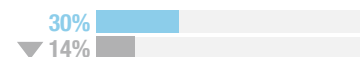

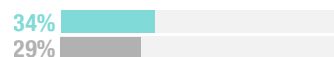
## Unemployment

30%  
42%  
38%



▲ significant difference compared with current quarter

WA  
REST OF AUSTRALIA



▲ significant difference compared with WA



# IPSOS ISSUES MONITOR SEPTEMBER 2017

The top issues facing Western Australia






Shaun Griffin

General Manager WA

✉ shaun.griffin@ipsos.com

☎ (08) 9463 0761



	2010	2011	2012	2013	2014	2015	2016	JAN-MAR 2017	APR-JUN 2017	JUL-SEP 2017
 <b>Cost of Living</b>	28%	40%	39%	38%	38%	34%	28%	30%	32%	35%
 <b>Crime</b>	49%	48%	44%	43%	37%	37%	36%	35%	31%	34%
 <b>Drug Abuse</b>	20%	18%	18%	18%	18%	26%	31%	28%	34%	31%
 <b>The Economy</b>	8%	9%	11%	13%	21%	28%	31%	33%	32%	30%
 <b>Unemployment</b>	4%	5%	8%	9%	16%	24%	29%	38%	42%	30%
<b>Housing</b>	24%	31%	32%	33%	27%	23%	19%	19%	24%	26%
<b>Healthcare</b>	52%	36%	34%	39%	33%	31%	35%	30%	23%	22%
<b>Personal Debt</b>	15%	12%	10%	9%	8%	8%	8%	9%	12%	16%
<b>Transport</b>	6%	12%	15%	21%	18%	18%	16%	15%	12%	14%
<b>Environment</b>	24%	19%	17%	12%	9%	8%	9%	6%	8%	10%
<b>Poverty</b>	7%	7%	9%	8%	10%	9%	9%	9%	8%	9%
<b>Immigration</b>	19%	16%	14%	11%	10%	8%	8%	8%	7%	8%
<b>Education</b>	13%	10%	12%	16%	19%	13%	14%	13%	10%	8%
<b>Taxation</b>	4%	5%	6%	4%	7%	8%	7%	6%	5%	7%
<b>Petrol Prices</b>	7%	17%	14%	11%	12%	7%	6%	7%	4%	5%
<b>Racism</b>	8%	5%	4%	3%	3%	4%	4%	5%	6%	5%
<b>Population</b>	6%	3%	6%	6%	6%	5%	6%	3%	2%	4%
<b>Defence</b>	3%	1%	2%	2%	3%	4%	3%	2%	3%	4%
<b>Indigenous Issues</b>	5%	4%	6%	4%	3%	4%	3%	3%	3%	2%



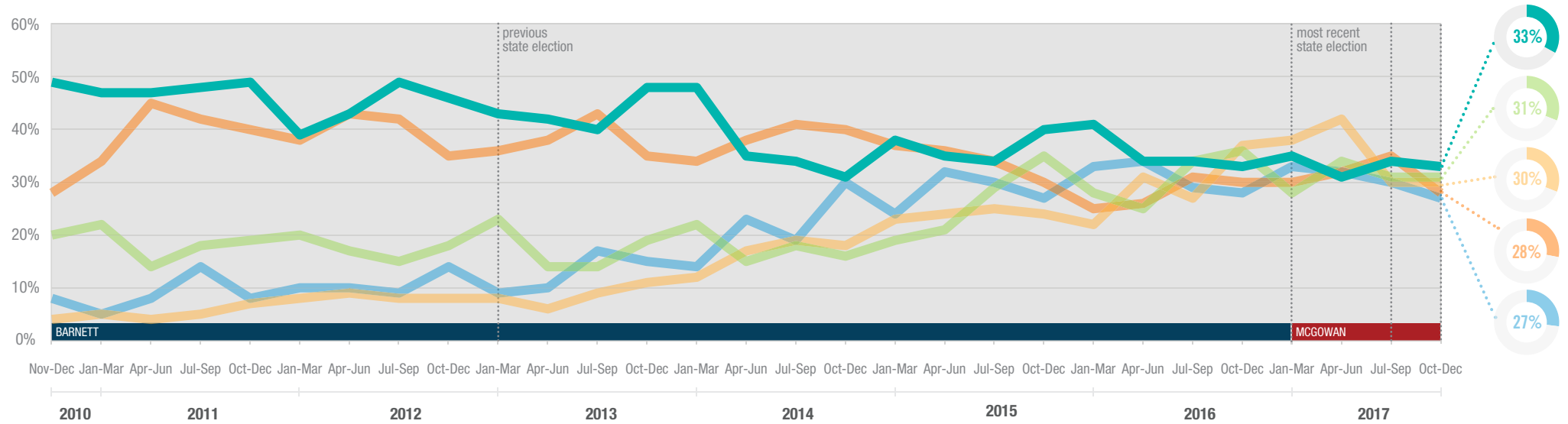
# IPSOS ISSUES MONITOR DECEMBER 2017

The top issues facing Western Australia

Shaun Griffin  
General Manager WA  
✉ shaun.griffin@ipsos.com  
☎ (08) 9463 0761

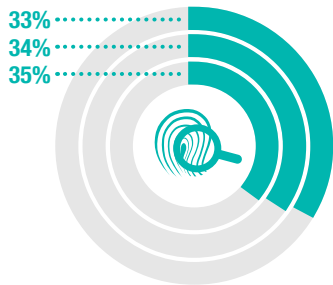


Each quarter we ask 300 Western Australians to select the three most important issues facing their state. The top five issues facing Western Australia between October and December 2017 are shown below. A summary of all issues facing Western Australia can be found overleaf. If you would like to know more about the Ipsos Issues Monitor, or Ipsos Public Affairs in Western Australia, please contact Shaun Griffin.



## Crime

OCT-DEC 17  
JUL-SEP 17  
JAN-MAR 17



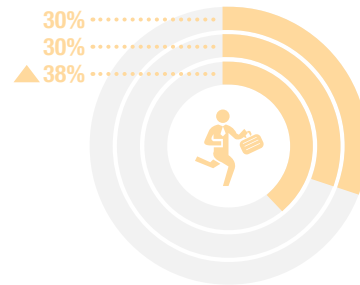
## Drug Abuse

31%  
31%  
28%



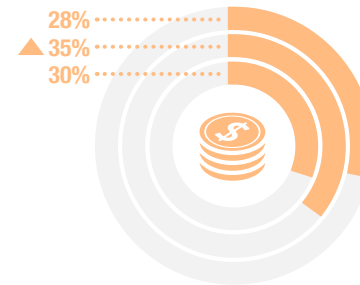
## Unemployment

30%  
30%  
38%



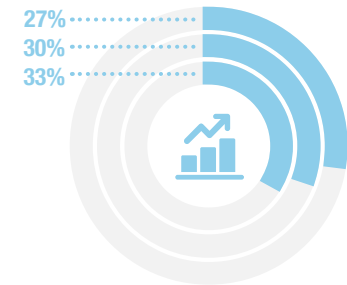
## Cost of Living

28%  
35%  
30%



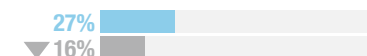


## The Economy

27%  
30%  
33%



▲ significant difference compared with current quarter  
▼

WA  
REST OF  
AUSTRALIA



▲ significant difference compared with WA  
▼








# IPSOS ISSUES MONITOR DECEMBER 2017

The top issues facing Western Australia

**Shaun Griffin**  
General Manager WA  
✉ shaun.griffin@ipsos.com  
☎ (08) 9463 0761



	2010	2011	2012	2013	2014	2015	2016	JAN-MAR 2017	APR-JUN 2017	JUL-SEP 2017	OCT-DEC 2017
 <b>Crime</b>	49%	48%	44%	43%	37%	37%	36%	35%	31%	34%	33%
 <b>Drug Abuse</b>	20%	18%	18%	18%	18%	26%	31%	28%	34%	31%	31%
 <b>Unemployment</b>	4%	5%	8%	9%	16%	24%	29%	38%	42%	30%	30%
 <b>Cost of Living</b>	28%	40%	39%	38%	38%	34%	28%	30%	32%	35%	28%
 <b>The Economy</b>	8%	9%	11%	13%	21%	28%	31%	33%	32%	30%	27%
<b>Healthcare</b>	52%	36%	34%	39%	33%	31%	35%	30%	23%	22%	27%
<b>Housing</b>	24%	31%	32%	33%	27%	23%	19%	19%	24%	26%	24%
<b>Transport</b>	6%	12%	15%	21%	18%	18%	16%	15%	12%	14%	14%
<b>Education</b>	13%	10%	12%	16%	19%	13%	14%	13%	10%	8%	13%
<b>Personal Debt</b>	15%	12%	10%	9%	8%	8%	8%	9%	12%	16%	11%
<b>Poverty</b>	7%	7%	9%	8%	10%	9%	9%	9%	8%	9%	11%
<b>Petrol Prices</b>	7%	17%	14%	11%	12%	7%	6%	7%	4%	5%	10%
<b>Environment</b>	24%	19%	17%	12%	9%	8%	9%	6%	8%	10%	9%
<b>Immigration</b>	19%	16%	14%	11%	10%	8%	8%	8%	7%	8%	8%
<b>Taxation</b>	4%	5%	6%	4%	7%	8%	7%	6%	5%	7%	6%
<b>Population</b>	6%	3%	6%	6%	6%	5%	6%	3%	2%	4%	5%
<b>Racism</b>	8%	5%	4%	3%	3%	4%	4%	5%	6%	5%	5%
<b>Defence</b>	3%	1%	2%	2%	3%	4%	3%	2%	3%	4%	4%
<b>Indigenous Issues</b>	5%	4%	6%	4%	3%	4%	3%	3%	3%	2%	4%