



IPSOS ISSUES MONITOR MARCH 2018

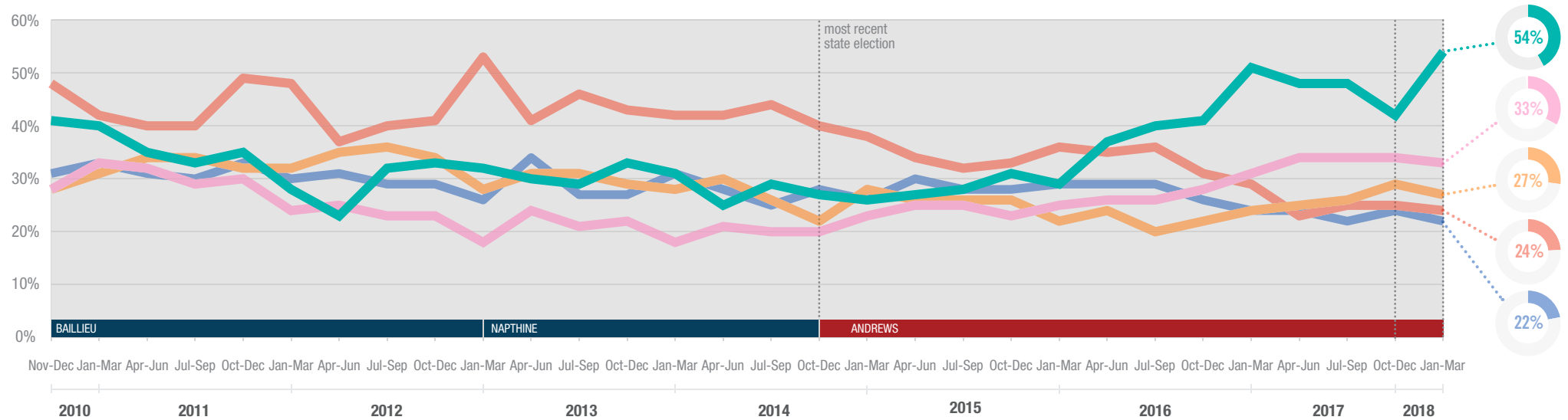
The top issues facing Victoria

Daniel Evans
Deputy Managing Director
✉ dan.evans@ipsos.com
☎ (03) 9946 0850

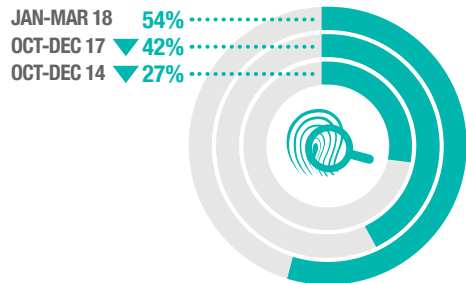
Lucy Hedt
Project Manager
✉ lucy.hedt@ipsos.com
☎ (03) 9946 0832



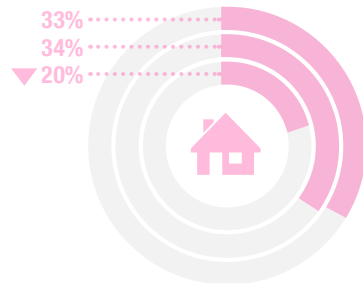
Each quarter we ask 800 Victorians to select the three most important issues facing their state. The top five issues facing Victoria between January and March 2018 are shown below. A summary of all issues facing Victoria can be found overleaf. If you would like to know more about the Ipsos Issues Monitor, or Ipsos Public Affairs in Victoria, please contact Daniel Evans or Lucy Hedt.



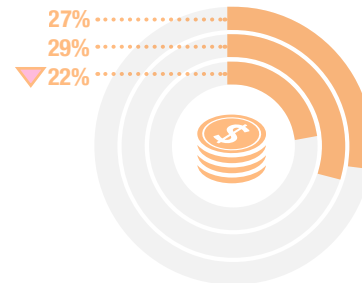
Crime



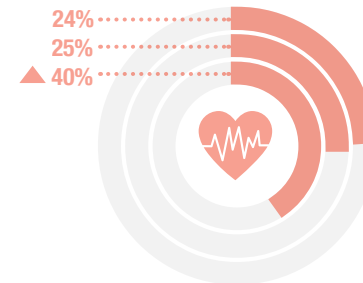
Housing



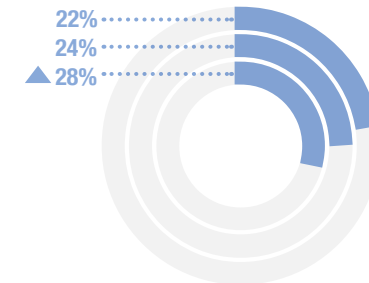
Cost of Living




Healthcare



Transport



significant difference compared with current quarter



significant difference compared with the rest of Australia



Daniel Evans
Deputy Managing Director
✉ dan.evans@ipsos.com
☎ (03) 9946 0850

Lucy Hedt
Project Manager
✉ lucy.hedt@ipsos.com
☎ (03) 9946 0832

[illegible]



IPSOS ISSUES MONITOR JUNE 2018

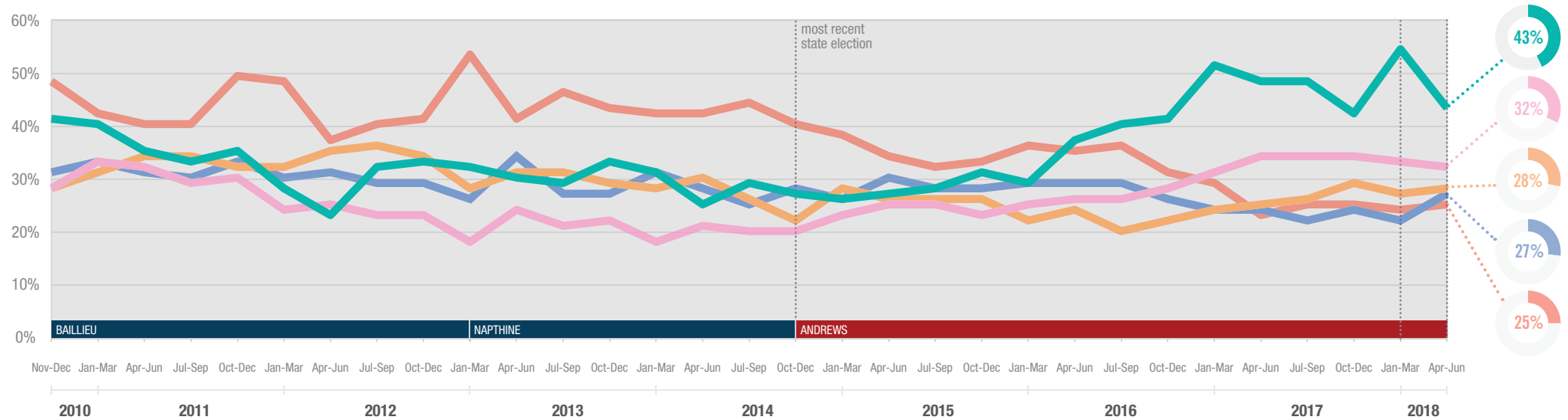
The top issues facing Victoria

Daniel Evans
Deputy Managing Director
✉ dan.evans@ipsos.com
☎ (03) 9946 0850

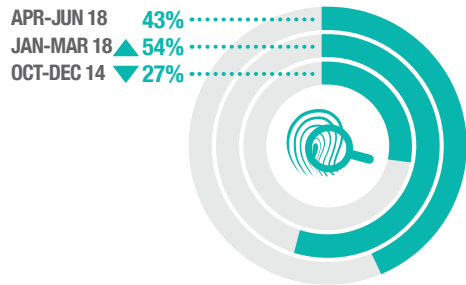
Lucy Hedt
Research Manager
✉ lucy.hedt@ipsos.com
☎ (03) 9946 0832



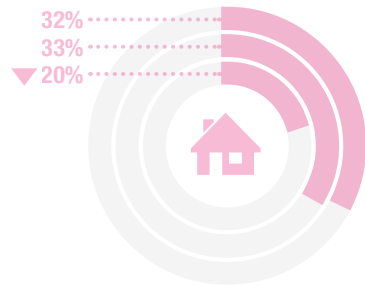
Each quarter we ask 800 Victorians to select the three most important issues facing their state. The top five issues facing Victoria between April and June 2018 are shown below. A summary of all issues facing Victoria can be found overleaf. If you would like to know more about the Ipsos Issues Monitor, or Ipsos Public Affairs in Victoria, please contact Daniel Evans or Lucy Hedt.



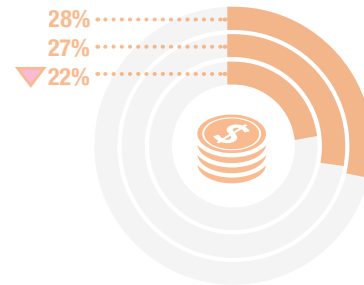
Crime



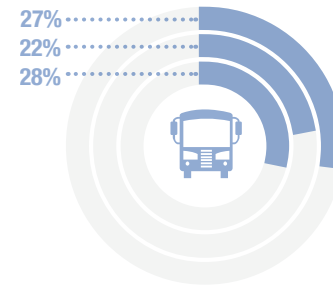
Housing



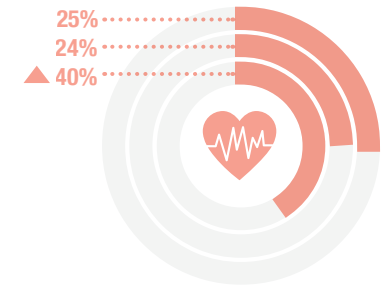
Cost of Living



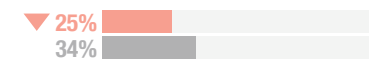
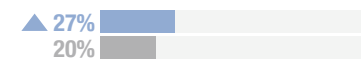

Transport



Healthcare



significant difference compared with current quarter



significant difference compared with the rest of Australia








IPSOS ISSUES MONITOR MARCH 2018

The top issues facing Victoria

Daniel Evans
Deputy Managing Director
✉ dan.evans@ipsos.com
☎ (03) 9946 0850

Lucy Hedt
Research Manager
✉ lucy.hedt@ipsos.com
☎ (03) 9946 0832



	2010	2011	2012	2013	2014	2015	2016	2017	JAN-MAR 2018	APR-JUN 2018
 Crime	41%	36%	29%	31%	28%	28%	36%	47%	54%	43%
 Housing	28%	31%	24%	22%	20%	24%	26%	33%	33%	32%
 Cost of Living	28%	33%	34%	30%	27%	26%	22%	26%	27%	28%
 Transport	31%	32%	30%	28%	28%	28%	28%	23%	22%	27%
 Healthcare	48%	43%	42%	46%	42%	34%	34%	25%	24%	25%
Drug Abuse	15%	13%	13%	14%	17%	23%	23%	24%	21%	20%
Unemployment	8%	10%	23%	25%	35%	31%	24%	20%	15%	17%
Population	8%	8%	7%	7%	7%	8%	9%	11%	11%	16%
Poverty	7%	8%	7%	7%	9%	10%	12%	13%	12%	13%
Petrol Prices	11%	18%	18%	16%	13%	7%	6%	7%	10%	13%
Education	16%	13%	21%	21%	20%	18%	17%	13%	13%	12%
Environment	17%	13%	8%	9%	8%	9%	9%	9%	10%	11%
Immigration	6%	8%	7%	8%	7%	8%	10%	10%	12%	11%
Personal Debt	11%	11%	10%	7%	6%	7%	7%	9%	9%	9%
The Economy	12%	11%	16%	17%	20%	22%	17%	11%	10%	8%
Racism	5%	6%	4%	5%	5%	5%	7%	6%	6%	6%
Taxation	4%	5%	5%	5%	5%	7%	7%	5%	3%	4%
Defence	2%	1%	1%	1%	2%	5%	4%	6%	6%	3%
Indigenous Issues	1%	1%	1%	1%	1%	1%	2%	2%	2%	2%



IPSOS ISSUES MONITOR SEPTEMBER 2018

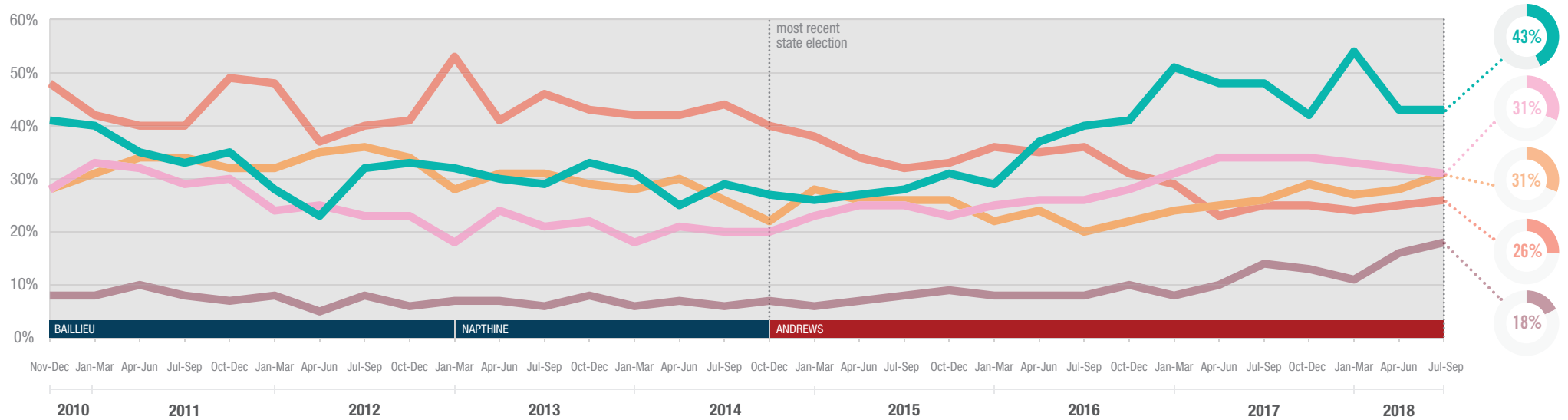
The top issues facing Victoria

Daniel Evans
Deputy Managing Director
✉ dan.evans@ipsos.com
☎ (03) 9946 0850

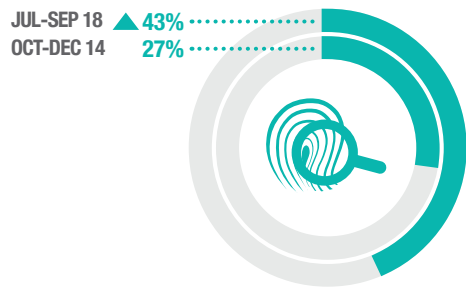
Joe Curran
Research Manager
✉ joe.curran@ipsos.com
☎ (03) 9946 0847



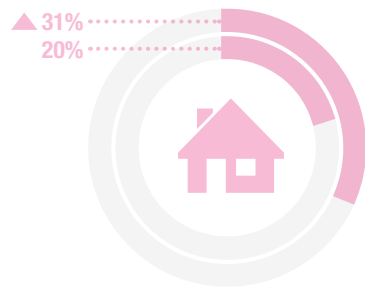
Each quarter we ask 800 Victorians to select the three most important issues facing their state. The top five issues facing Victoria between July and September 2018 are shown below. A summary of all issues facing Victoria can be found overleaf. If you would like to know more about the Ipsos Issues Monitor, or Ipsos Public Affairs in Victoria, please contact Daniel Evans or Joe Curran.



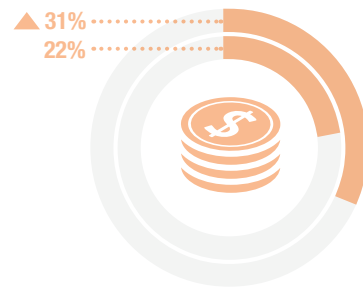
Crime



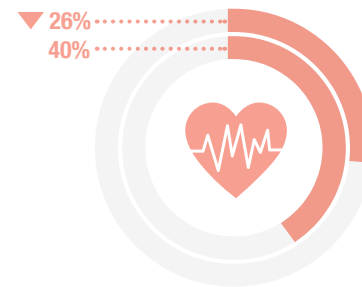
Housing



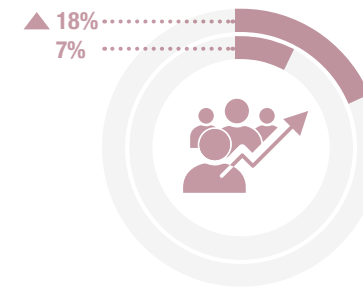
Cost of Living



Healthcare

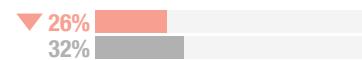
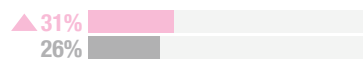


Population



▲ ▼
concern
significantly
higher or lower
compared to
most recent
state election

▲ ▼
concern
significantly
higher or lower
compared to rest
of Australia










IPSOS ISSUES MONITOR SEPTEMBER 2018

The top issues facing Victoria

Daniel Evans
Deputy Managing Director
✉ dan.evans@ipsos.com
☎ (03) 9946 0850

Joe Curran
Research Manager
✉ joe.curran@ipsos.com
☎ (03) 9946 0847



	2010	2011	2012	2013	2014	2015	2016	2017	JAN-MAR 2018	APR-JUN 2018	JUL-SEP 2018
 Crime	41%	36%	29%	31%	28%	28%	36%	47%	54%	43%	43%
 Housing	28%	31%	24%	22%	20%	24%	26%	33%	33%	32%	31%
 Cost of Living	28%	33%	34%	30%	27%	26%	22%	26%	27%	28%	31%
 Healthcare	48%	43%	42%	46%	42%	34%	34%	25%	24%	25%	26%
 Population	8%	8%	7%	7%	7%	8%	9%	11%	11%	16%	18%
Drug Abuse	15%	13%	13%	14%	17%	23%	23%	24%	21%	20%	17%
Transport	31%	32%	30%	28%	28%	28%	28%	23%	22%	27%	17%
Poverty	7%	8%	7%	7%	9%	10%	12%	13%	12%	13%	15%
Immigration	6%	8%	7%	8%	7%	8%	10%	10%	12%	11%	15%
Unemployment	8%	10%	23%	25%	35%	31%	24%	20%	15%	17%	14%
Personal Debt	11%	11%	10%	7%	6%	7%	7%	9%	9%	9%	12%
Environment	17%	13%	8%	9%	8%	9%	9%	9%	10%	11%	12%
Petrol Prices	11%	18%	18%	16%	13%	7%	6%	7%	10%	13%	12%
Education	16%	13%	21%	21%	20%	18%	17%	13%	13%	12%	11%
The Economy	12%	11%	16%	17%	20%	22%	17%	11%	10%	8%	11%
Taxation	4%	5%	5%	5%	5%	7%	7%	5%	3%	4%	6%
Racism	5%	6%	4%	5%	5%	5%	7%	6%	6%	6%	5%
Defence	2%	1%	1%	1%	2%	5%	4%	6%	6%	3%	2%
Indigenous Issues	1%	1%	1%	1%	1%	1%	2%	2%	2%	2%	2%



IPSOS ISSUES MONITOR DECEMBER 2018

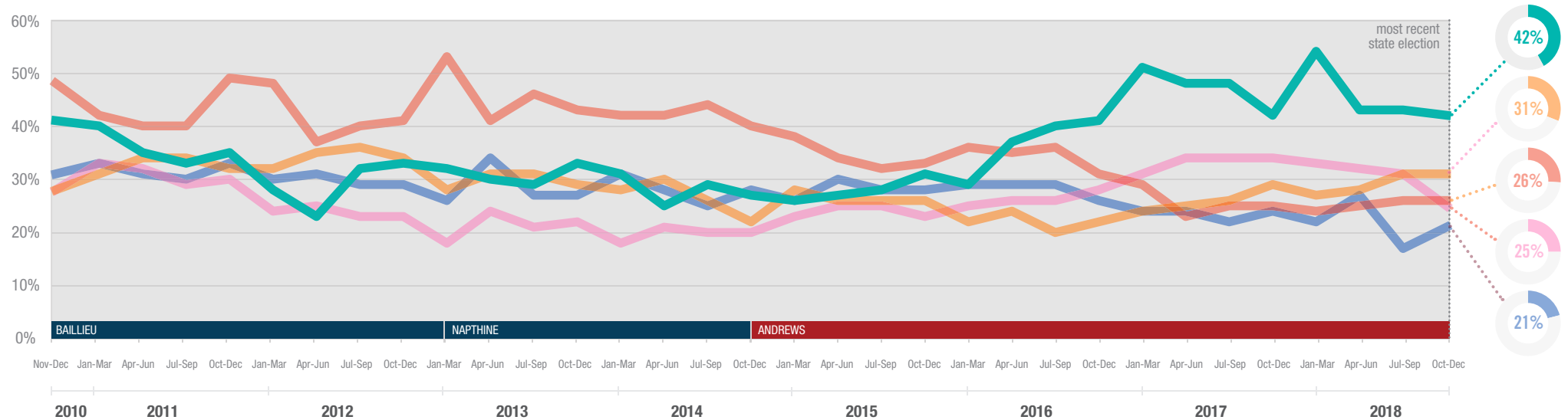
The top issues facing Victoria

Daniel Evans
Deputy Managing Director
✉ dan.evans@ipsos.com
☎ (03) 9946 0850

Joe Curran
Research Manager
✉ joe.curran@ipsos.com
☎ (03) 9946 0847



Each quarter we ask 800 Victorians to select the three most important issues facing their state. The top five issues facing Victoria between October and December 2018 are shown below. A summary of all issues facing Victoria can be found overleaf. If you would like to know more about the Ipsos Issues Monitor, or Ipsos Public Affairs in Victoria, please contact Daniel Evans or Joe Curran.



Crime

OCT-DEC 18 ▲ 42%
OCT-DEC 14 ▼ 27%




VIC
REST OF
AUSTRALIA




Cost of Living

▲ 31%
▼ 22%



Healthcare

▼ 26%
▲ 40%



Housing

▲ 25%
▼ 20%



Transport

▼ 21%
▲ 28%



▲ ▼
significant
difference
compared with
most recent
state election

▲ ▼
significant
difference
compared with
the rest of
Australia








IPSOS ISSUES MONITOR DECEMBER 2018

The top issues facing Victoria

Daniel Evans
Deputy Managing Director
✉ dan.evans@ipsos.com
☎ (03) 9946 0850

Joe Curran
Research Manager
✉ joe.curran@ipsos.com
☎ (03) 9946 0847



	2010	2011	2012	2013	2014	2015	2016	2017	JAN-MAR 2018	APR-JUN 2018	JUL-SEP 2018	OCT-DEC 2018
 Crime	41%	36%	29%	31%	28%	28%	36%	47%	54%	43%	43%	42%
 Cost of Living	28%	33%	34%	30%	27%	26%	22%	26%	27%	28%	31%	31%
 Healthcare	48%	43%	42%	46%	42%	34%	34%	25%	24%	25%	26%	26%
 Housing	28%	31%	24%	22%	20%	24%	26%	33%	33%	32%	31%	25%
 Transport	31%	32%	30%	28%	28%	28%	28%	23%	22%	27%	17%	21%
Drug Abuse	15%	13%	13%	14%	17%	23%	23%	24%	21%	20%	17%	18%
Petrol Prices	11%	18%	18%	16%	13%	7%	6%	7%	10%	13%	12%	17%
Population	8%	8%	7%	7%	7%	8%	9%	11%	11%	16%	18%	16%
Immigration	6%	8%	7%	8%	7%	8%	10%	10%	12%	11%	15%	16%
Poverty	7%	8%	7%	7%	9%	10%	12%	13%	12%	13%	15%	16%
Environment	17%	13%	8%	9%	8%	9%	9%	9%	10%	11%	12%	13%
Education	16%	13%	21%	21%	20%	18%	17%	13%	13%	12%	11%	13%
Unemployment	8%	10%	23%	25%	35%	31%	24%	20%	15%	17%	14%	12%
The Economy	12%	11%	16%	17%	20%	22%	17%	11%	10%	8%	11%	10%
Personal Debt	11%	11%	10%	7%	6%	7%	7%	9%	9%	9%	12%	9%
Racism	5%	6%	4%	5%	5%	5%	7%	6%	6%	6%	5%	5%
Taxation	4%	5%	5%	5%	5%	7%	7%	5%	3%	4%	6%	5%
Defence	2%	1%	1%	1%	2%	5%	4%	6%	6%	3%	2%	5%
Indigenous Issues	1%	1%	1%	1%	1%	1%	2%	2%	2%	2%	2%	2%



IPSOS ISSUES MONITOR MARCH 2018

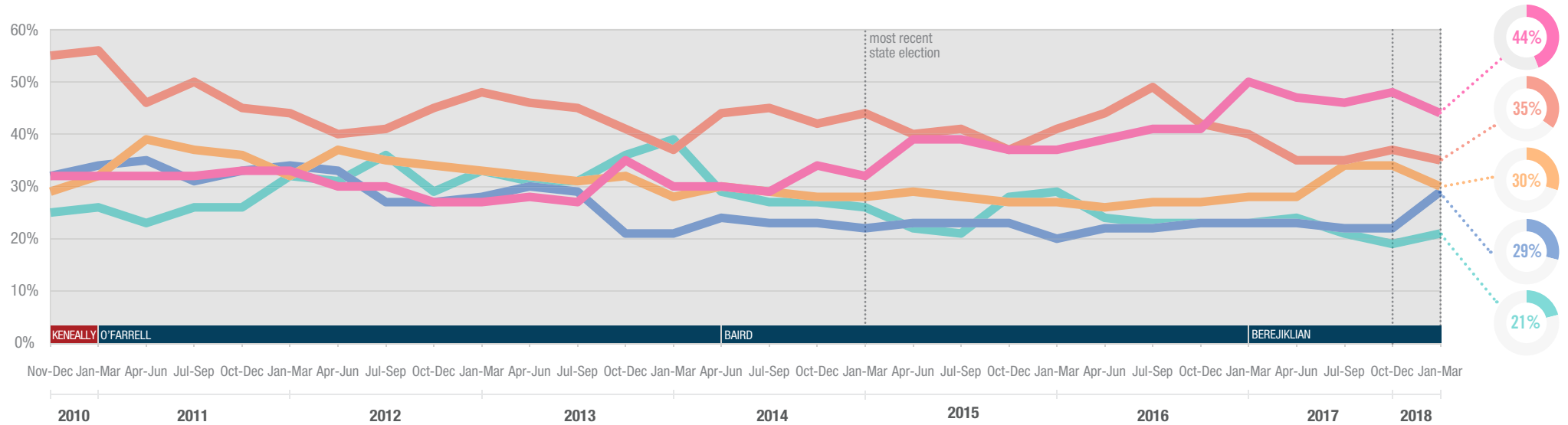
The top issues facing New South Wales

David Elliott
 Head of Ipsos Public Affairs NSW
 ✉ david.elliott@ipsos.com
 ☎ (02) 9900 5159

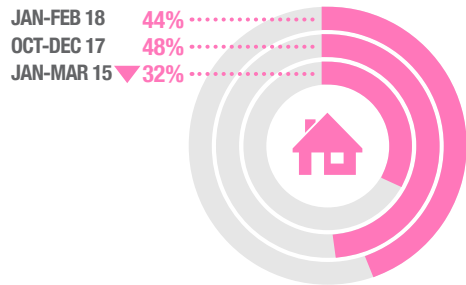
Stuart Clark
 Research Director
 ✉ stuart.clark@ipsos.com
 ☎ (02) 9900 5180



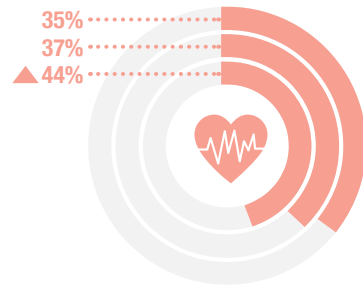
Each quarter we ask 1000 residents of New South Wales to select the three most important issues facing their state. The top five issues facing New South Wales between January and March 2018 are shown below. A summary of all issues facing New South Wales can be found overleaf. If you would like to know more about the Ipsos Issues Monitor, or Ipsos Public Affairs in New South Wales, please contact David Elliot or Stuart Clark.



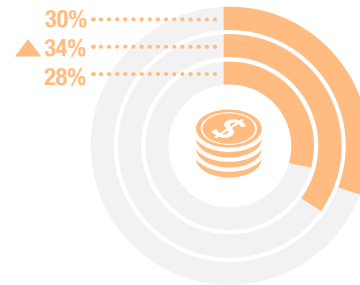
Housing



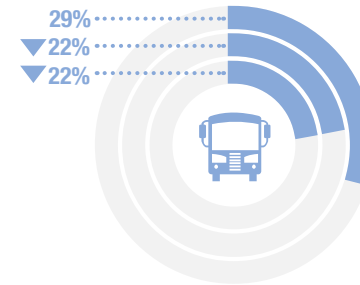
Healthcare



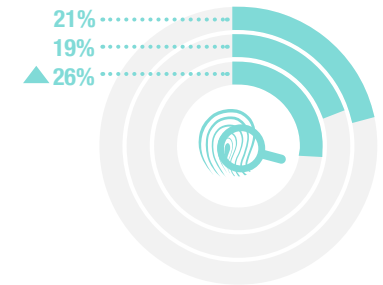
Cost of Living



Transport



Crime



▲ significant difference compared with current quarter



▲ significant difference compared with the rest of Australia








IPSOS ISSUES MONITOR MARCH 2018

The top issues facing New South Wales

David Elliott
Head of Ipsos Public Affairs NSW
✉ david.elliott@ipsos.com
☎ (02) 9900 5159

Stuart Clark
Research Director
✉ stuart.clark@ipsos.com
☎ (02) 9900 5180



	2010	2011	2012	2013	2014	2015	2016	2017	JAN-MAR 2018
 Housing	32%	32%	30%	29%	30%	37%	39%	48%	44%
 Healthcare	55%	49%	43%	45%	42%	41%	44%	37%	35%
 Cost of Living	29%	36%	34%	32%	29%	28%	27%	31%	30%
 Transport	32%	33%	30%	27%	23%	23%	22%	22%	29%
 Crime	25%	25%	32%	33%	30%	24%	25%	22%	21%
Education	17%	14%	17%	20%	20%	18%	19%	16%	17%
Unemployment	10%	11%	16%	19%	25%	25%	21%	19%	16%
Drug Abuse	12%	10%	11%	12%	14%	16%	16%	14%	15%
Population	9%	7%	7%	6%	6%	8%	10%	13%	14%
Personal Debt	12%	11%	11%	8%	7%	7%	8%	10%	12%
Petrol Prices	11%	19%	19%	16%	14%	10%	7%	9%	11%
Poverty	6%	6%	7%	7%	10%	9%	10%	10%	11%
Immigration	7%	8%	8%	10%	7%	9%	10%	11%	11%
Environment	12%	10%	8%	9%	8%	9%	9%	9%	10%
The Economy	15%	16%	16%	16%	18%	17%	14%	11%	9%
Taxation	6%	6%	5%	5%	6%	7%	6%	6%	6%
Racism	5%	4%	4%	5%	5%	6%	6%	5%	4%
Defence	1%	1%	1%	1%	3%	6%	6%	6%	4%
Indigenous Issues	4%	1%	1%	1%	2%	2%	2%	2%	2%



IPSOS ISSUES MONITOR JUNE 2018

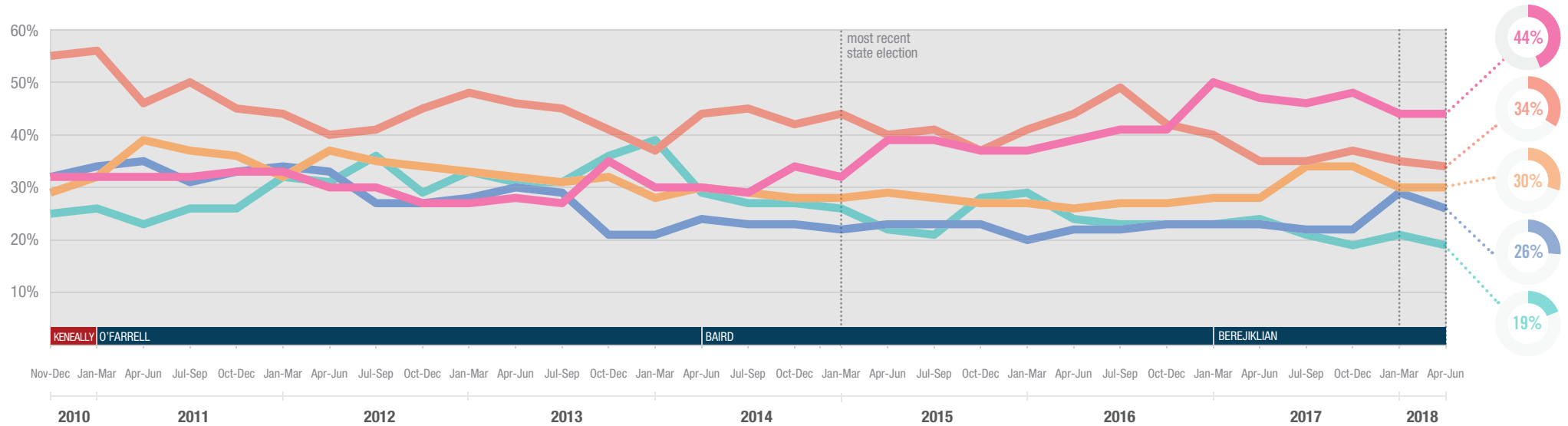
The top issues facing New South Wales

David Elliott
Head of Ipsos Public Affairs NSW
✉ david.elliott@ipsos.com
☎ (02) 9900 5159

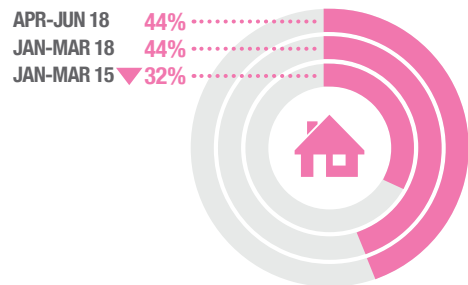
Stuart Clark
Director
✉ stuart.clark@ipsos.com
☎ (02) 9900 5180



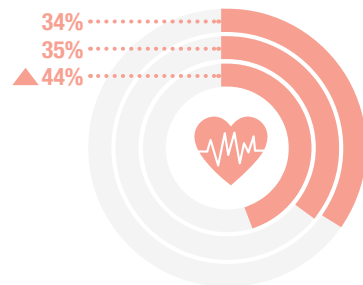
Each quarter we ask 1000 residents of New South Wales to select the three most important issues facing their state. The top five issues facing New South Wales between April and June 2018 are shown below. A summary of all issues facing New South Wales can be found overleaf. If you would like to know more about the Ipsos Issues Monitor, or Ipsos Public Affairs in New South Wales, please contact David Elliot or Stuart Clark.



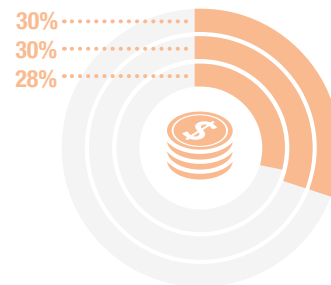
Housing



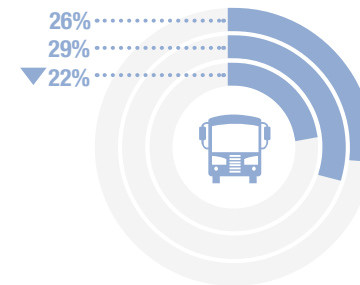
Healthcare



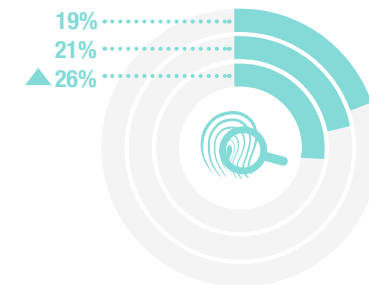
Cost of Living



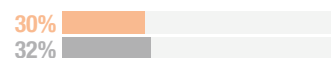
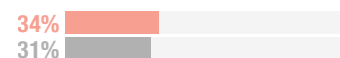
Transport



Crime



▲ significant difference compared with current quarter



▲ significant difference compared with the rest of Australia








IPSOS ISSUES MONITOR JUNE 2018

The top issues facing New South Wales

David Elliott
Head of Ipsos Public Affairs NSW
✉ david.elliott@ipsos.com
☎ (02) 9900 5159

Stuart Clark
Director
✉ stuart.clark@ipsos.com
☎ (02) 9900 5180



	2010	2011	2012	2013	2014	2015	2016	2017	JAN-MAR 2018	APR-JUN 2018
 Housing	32%	32%	30%	29%	30%	37%	39%	48%	44%	44%
 Healthcare	55%	49%	43%	45%	42%	41%	44%	37%	35%	34%
 Cost of Living	29%	36%	34%	32%	29%	28%	27%	31%	30%	30%
 Transport	32%	33%	30%	27%	23%	23%	22%	22%	29%	26%
 Crime	25%	25%	32%	33%	30%	24%	25%	22%	21%	19%
Education	9%	7%	7%	6%	6%	8%	10%	13%	14%	19%
Unemployment	17%	14%	17%	20%	20%	18%	19%	16%	17%	17%
Drug Abuse	12%	10%	11%	12%	14%	16%	16%	14%	15%	15%
Population	10%	11%	16%	19%	25%	25%	21%	19%	16%	14%
Personal Debt	7%	8%	8%	10%	7%	9%	10%	11%	11%	13%
Petrol Prices	11%	19%	19%	16%	14%	10%	7%	9%	11%	13%
Poverty	12%	11%	11%	8%	7%	7%	8%	10%	12%	12%
Immigration	6%	6%	7%	7%	10%	9%	10%	10%	11%	11%
Environment	12%	10%	8%	9%	8%	9%	9%	9%	10%	11%
The Economy	15%	16%	16%	16%	18%	17%	14%	11%	9%	8%
Taxation	6%	6%	5%	5%	6%	7%	6%	6%	6%	5%
Racism	5%	4%	4%	5%	5%	6%	6%	5%	4%	4%
Defence	1%	1%	1%	1%	3%	6%	6%	6%	4%	3%
Indigenous Issues	4%	1%	1%	1%	2%	2%	2%	2%	2%	2%



IPSOS ISSUES MONITOR SEPTEMBER 2018

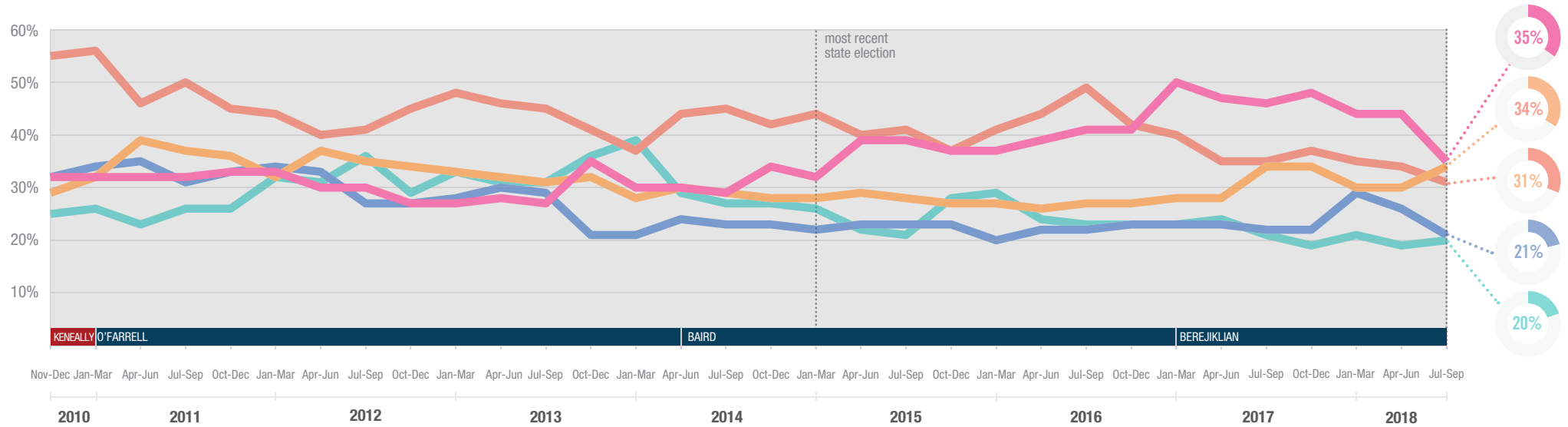
The top issues facing New South Wales

David Elliott
Head of Ipsos Public Affairs NSW
✉ david.elliott@ipsos.com
☎ (02) 9900 5159

Stuart Clark
Director
✉ stuart.clark@ipsos.com
☎ (02) 9900 5180

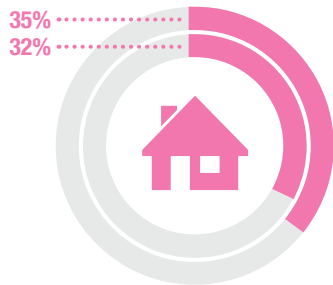


Each quarter we ask 1000 residents of New South Wales to select the three most important issues facing their state. The top five issues facing New South Wales between July and September 2018 are shown below. A summary of all issues facing New South Wales can be found overleaf. If you would like to know more about the Ipsos Issues Monitor, or Ipsos Public Affairs in New South Wales, please contact David Elliot or Stuart Clark.

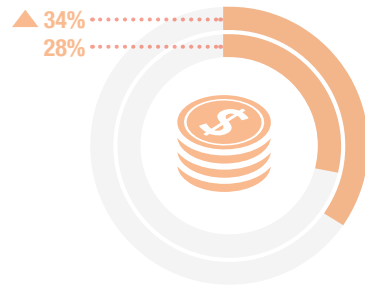


Housing

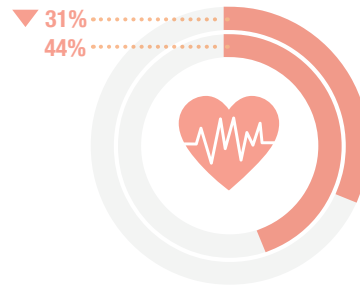
JUL-SEP 18
JAN-MAR 15



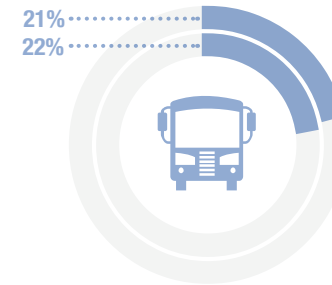
Cost of Living



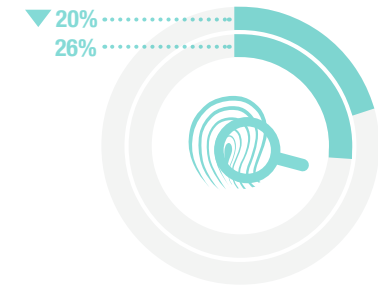
Healthcare



Transport

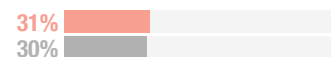
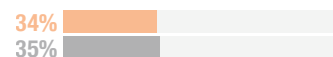


Crime



▲▼
significant
difference
compared to
most recent
state election

NSW
REST OF
AUSTRALIA



▲▼
concern
significantly
higher or lower
compared to
rest of Australia








IPSOS ISSUES MONITOR SEPTEMBER 2018

The top issues facing New South Wales

David Elliott
Head of Ipsos Public Affairs NSW
✉ david.elliott@ipsos.com
☎ (02) 9900 5159

Stuart Clark
Director
✉ stuart.clark@ipsos.com
☎ (02) 9900 5180



	2010	2011	2012	2013	2014	2015	2016	2017	JAN-MAR 2018	APR-JUN 2018	JUL-SEP 2018
 Housing	32%	32%	30%	29%	30%	37%	39%	48%	44%	44%	35%
 Cost of Living	29%	36%	34%	32%	29%	28%	27%	31%	30%	30%	34%
 Healthcare	55%	49%	43%	45%	42%	41%	44%	37%	35%	34%	31%
 Transport	32%	33%	30%	27%	23%	23%	22%	22%	29%	26%	21%
 Crime	25%	25%	32%	33%	30%	24%	25%	22%	21%	19%	20%
Population	9%	7%	7%	6%	6%	8%	10%	13%	14%	19%	18%
Unemployment	10%	11%	16%	19%	25%	25%	21%	19%	16%	14%	16%
Immigration	7%	8%	8%	10%	7%	9%	10%	11%	11%	13%	15%
Poverty	6%	6%	7%	7%	10%	9%	10%	10%	11%	11%	15%
Environment	12%	10%	8%	9%	8%	9%	9%	9%	10%	11%	14%
Petrol Prices	11%	19%	19%	16%	14%	10%	7%	9%	11%	13%	14%
The Economy	15%	16%	16%	16%	18%	17%	14%	11%	9%	8%	14%
Drug Abuse	12%	10%	11%	12%	14%	16%	16%	14%	15%	15%	13%
Education	17%	14%	17%	20%	20%	18%	19%	16%	17%	17%	12%
Personal Debt	12%	11%	11%	8%	7%	7%	8%	10%	12%	12%	11%
Taxation	6%	6%	5%	5%	6%	7%	6%	6%	6%	5%	7%
Defence	1%	1%	1%	1%	3%	6%	6%	6%	4%	3%	4%
Racism	5%	4%	4%	5%	5%	6%	6%	5%	4%	4%	3%
Indigenous Issues	4%	1%	1%	1%	2%	2%	2%	2%	2%	2%	2%



IPSOS ISSUES MONITOR DECEMBER 2018

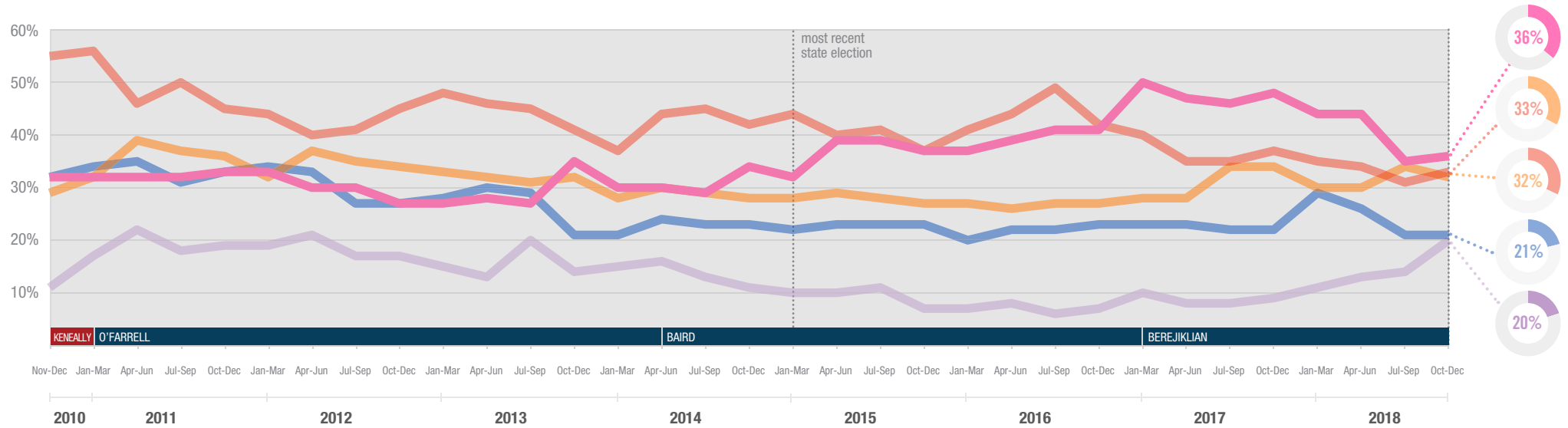
The top issues facing New South Wales

David Elliott
Head of Ipsos Public Affairs NSW
✉ david.elliott@ipsos.com
☎ (02) 9900 5159

Stuart Clark
Director
✉ stuart.clark@ipsos.com
☎ (02) 9900 5180

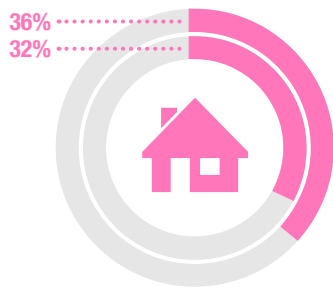


Each quarter we ask 1000 residents of New South Wales to select the three most important issues facing their state. The top five issues facing New South Wales between October and December 2018 are shown below. A summary of all issues facing New South Wales can be found overleaf. If you would like to know more about the Ipsos Issues Monitor, or Ipsos Public Affairs in New South Wales, please contact David Elliott or Stuart Clark.

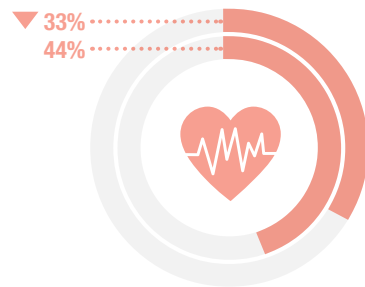


Housing

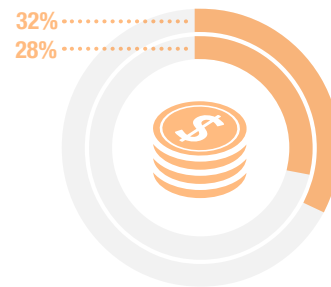
OCT-DEC 18
JAN-MAR 15



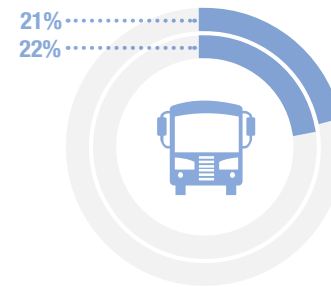
Healthcare



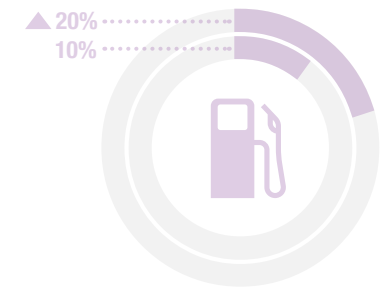
Cost of Living



Transport

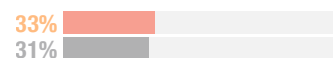
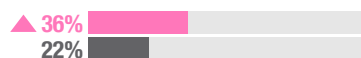


Petrol Prices



▲▼
significant
difference
compared with
most recent
state election

NSW
REST OF
AUSTRALIA



▲▼
significant
difference
compared with
the rest of
Australia








IPSOS ISSUES MONITOR DECEMBER 2018

The top issues facing New South Wales

David Elliott
Head of Ipsos Public Affairs NSW
✉ david.elliott@ipsos.com
☎ (02) 9900 5159

Stuart Clark
Director
✉ stuart.clark@ipsos.com
☎ (02) 9900 5180



	2010	2011	2012	2013	2014	2015	2016	2017	JAN-MAR 2018	APR-JUN 2018	JUL-SEP 2018	OCT-DEC 2018
 Housing	32%	32%	30%	29%	30%	37%	39%	48%	44%	44%	35%	36%
 Healthcare	55%	49%	43%	45%	42%	41%	44%	37%	35%	34%	31%	33%
 Cost of Living	29%	36%	34%	32%	29%	28%	27%	31%	30%	30%	34%	32%
 Transport	32%	33%	30%	27%	23%	23%	22%	22%	29%	26%	21%	21%
 Petrol Prices	11%	19%	19%	16%	14%	10%	7%	9%	11%	13%	14%	20%
Crime	25%	25%	32%	33%	30%	24%	25%	22%	21%	19%	20%	19%
Population	9%	7%	7%	6%	6%	8%	10%	13%	14%	19%	18%	18%
Environment	12%	10%	8%	9%	8%	9%	9%	9%	10%	11%	14%	15%
Immigration	7%	8%	8%	10%	7%	9%	10%	11%	11%	13%	15%	15%
The Economy	15%	16%	16%	16%	18%	17%	14%	11%	9%	8%	14%	13%
Poverty	6%	6%	7%	7%	10%	9%	10%	10%	11%	11%	15%	13%
Education	17%	14%	17%	20%	20%	18%	19%	16%	17%	17%	12%	13%
Unemployment	10%	11%	16%	19%	25%	25%	21%	19%	16%	14%	16%	12%
Personal Debt	12%	11%	11%	8%	7%	7%	8%	10%	12%	12%	11%	11%
Drug Abuse	12%	10%	11%	12%	14%	16%	16%	14%	15%	15%	13%	11%
Taxation	6%	6%	5%	5%	6%	7%	6%	6%	6%	5%	7%	7%
Defence	1%	1%	1%	1%	3%	6%	6%	6%	4%	3%	4%	5%
Racism	5%	4%	4%	5%	5%	6%	6%	5%	4%	4%	3%	4%
Indigenous Issues	4%	1%	1%	1%	2%	2%	2%	2%	2%	2%	2%	3%



IPSOS ISSUES MONITOR MARCH 2018

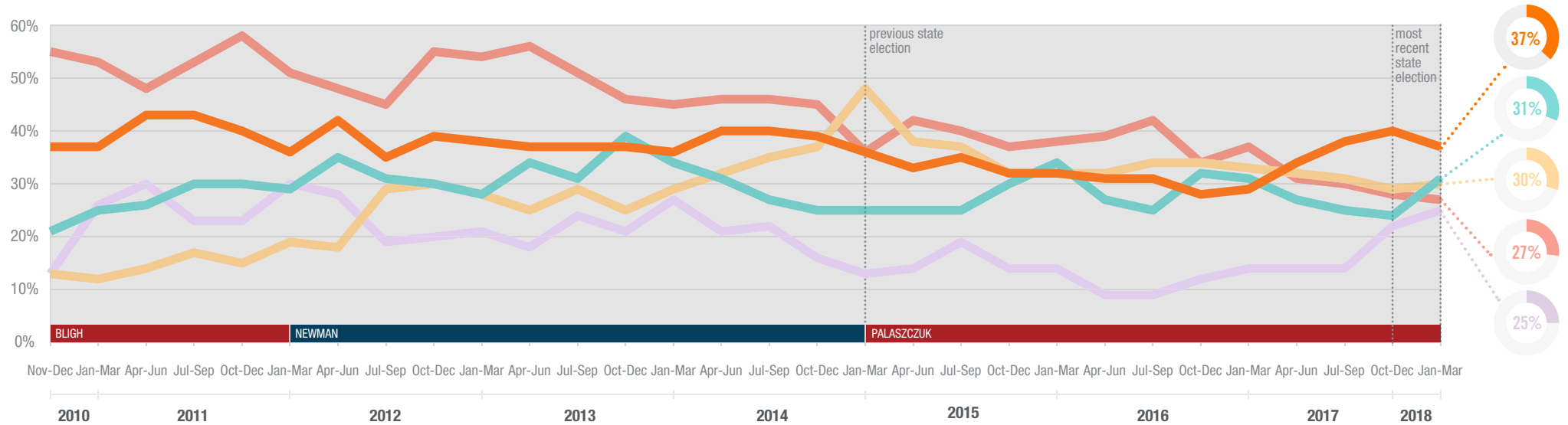
The top issues facing Queensland

Kylie Brosnan
Head of Ipsos Public Affairs QLD
✉ kylie.brosnan@ipsos.com
☎ (07) 3016 7660

Kathy Benson
Director, Strategy & Research
✉ kathy.benson@ipsos.com
☎ (07) 3016 7662

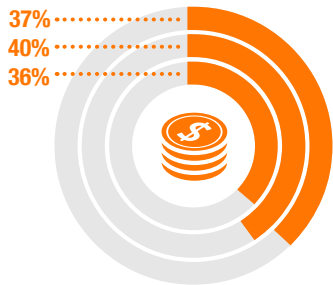


Each quarter we ask 600 Queenslanders to select the three most important issues facing their state. The top five issues facing Queensland between January and March 2018 are shown below. A summary of all issues facing Queensland can be found overleaf. If you would like to know more about the Ipsos Issues Monitor, or Ipsos Public Affairs in Queensland, please contact Kylie Brosnan or Kathy Benson.



Cost of Living

JAN-MAR 18
OCT-DEC 17
JAN-MAR 15



Crime

31%
24%
25%



Unemployment

30%
29%
48%



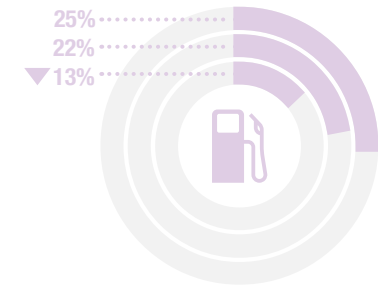
Healthcare

27%
28%
36%




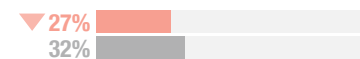
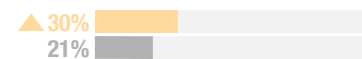

Petrol Prices

25%
22%
13%



▲ significant difference compared with current quarter

QLD
REST OF AUSTRALIA



▲ significant difference compared with the rest of Australia








IPSOS ISSUES MONITOR MARCH 2018

The top issues facing Queensland

Kylie Brosnan
Head of Ipsos Public Affairs QLD
✉ kylie.brosnan@ipsos.com
☎ (07) 3016 7660

Kathy Benson
Director, Strategy & Research
✉ kathy.benson@ipsos.com
☎ (07) 3016 7662



	2010	2011	2012	2013	2014	2015	2016	2017	JAN-MAR 2018
 Cost of Living	37%	40%	38%	37%	39%	34%	30%	35%	37%
 Crime	21%	28%	31%	33%	29%	27%	30%	27%	31%
 Unemployment	13%	14%	24%	27%	33%	39%	33%	31%	30%
 Healthcare	55%	53%	50%	52%	45%	38%	38%	31%	27%
 Petrol Prices	13%	26%	24%	21%	21%	15%	11%	16%	25%
Drug Abuse	10%	9%	9%	10%	10%	17%	21%	18%	23%
Housing	24%	22%	18%	15%	15%	17%	19%	22%	21%
Transport	17%	17%	15%	15%	12%	14%	17%	18%	17%
The Economy	19%	21%	23%	24%	26%	30%	25%	22%	16%
Environment	13%	14%	10%	10%	9%	10%	11%	14%	14%
Education	21%	14%	17%	17%	18%	17%	16%	14%	14%
Personal Debt	17%	11%	10%	10%	8%	7%	9%	9%	11%
Poverty	9%	6%	6%	8%	9%	9%	11%	12%	9%
Immigration	6%	7%	7%	7%	7%	6%	7%	8%	8%
Population	12%	7%	5%	4%	4%	3%	5%	5%	6%
Taxation	3%	5%	6%	5%	6%	5%	6%	6%	5%
Defence	1%	1%	1%	1%	2%	5%	3%	4%	3%
Indigenous Issues	5%	3%	3%	3%	3%	3%	4%	3%	2%
Racism	3%	2%	2%	4%	3%	3%	4%	5%	2%



IPSOS ISSUES MONITOR JUNE 2018

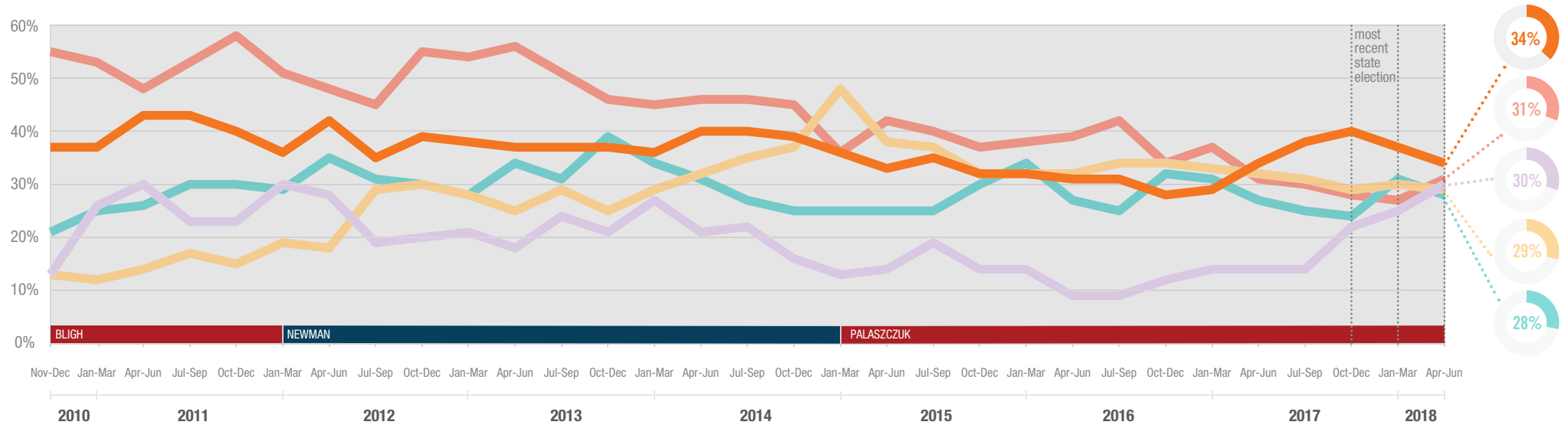
The top issues facing Queensland

Kathy Benson
Director, Strategy & Research
✉ kathy.benson@ipsos.com
☎ (07) 3016 7662

Kylie Brosnan
Head of Ipsos Public Affairs QLD
✉ kylie.brosnan@ipsos.com
☎ (07) 3016 7660

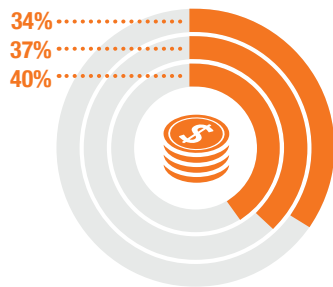


Each quarter we ask 600 Queenslanders to select the three most important issues facing their state. The top five issues facing Queensland between April and June 2018 are shown below. A summary of all issues facing Queensland can be found overleaf. If you would like to know more about the Ipsos Issues Monitor, or Ipsos Public Affairs in Queensland, please contact Kathy Benson or Kylie Brosnan.



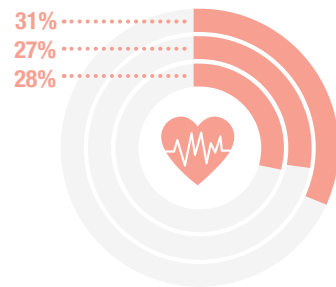
Cost of Living

APR-JUN 18
JAN-MAR 18
OCT-DEC 17



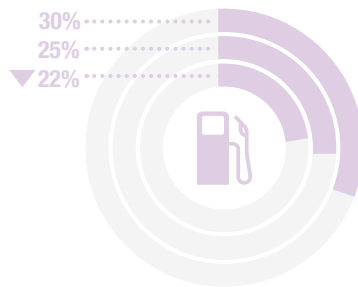
Healthcare

31%
27%
28%



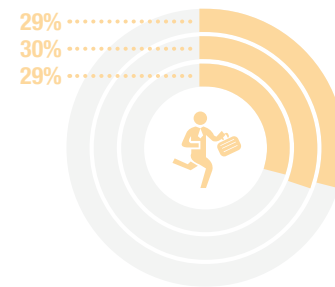
Petrol Prices

30%
25%
22%



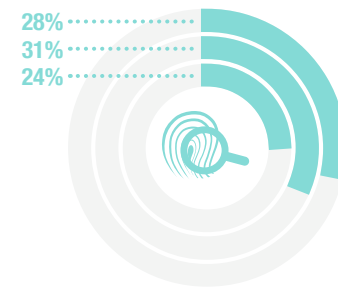
Unemployment

29%
30%
29%



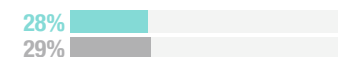
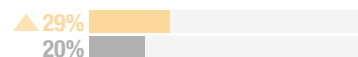

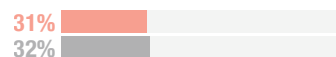
Crime

28%
31%
24%



▲ significant difference compared with current quarter

QLD
REST OF AUSTRALIA



▲ significant difference compared with the rest of Australia








IPSOS ISSUES MONITOR JUNE 2018

The top issues facing Queensland

Kathy Benson
Director, Strategy & Research
✉ kathy.benson@ipsos.com
☎ (07) 3016 7662

Kylie Brosnan
Head of Ipsos Public Affairs QLD
✉ kylie.brosnan@ipsos.com
☎ (07) 3016 7660



	2010	2011	2012	2013	2014	2015	2016	2017	JAN-MAR 2018	JAN-MAR 2018
 Cost of Living	37%	40%	38%	37%	39%	34%	30%	35%	37%	34%
 Healthcare	55%	53%	50%	52%	45%	38%	38%	31%	27%	31%
 Petrol Prices	13%	26%	24%	21%	21%	15%	11%	16%	25%	30%
 Unemployment	13%	14%	24%	27%	33%	39%	33%	31%	30%	29%
 Crime	21%	28%	31%	33%	29%	27%	30%	27%	31%	28%
Housing	24%	22%	18%	15%	15%	17%	19%	22%	21%	20%
Transport	17%	17%	15%	15%	12%	14%	17%	18%	17%	20%
Drug Abuse	10%	9%	9%	10%	10%	17%	21%	18%	23%	19%
Education	21%	14%	17%	17%	18%	17%	16%	14%	14%	14%
Environment	13%	14%	10%	10%	9%	10%	11%	14%	14%	14%
The Economy	19%	21%	23%	24%	26%	30%	25%	22%	16%	13%
Poverty	9%	6%	6%	8%	9%	9%	11%	12%	9%	10%
Personal Debt	17%	11%	10%	10%	8%	7%	9%	9%	11%	10%
Immigration	6%	7%	7%	7%	7%	6%	7%	8%	8%	7%
Population	12%	7%	5%	4%	4%	3%	5%	5%	6%	7%
Taxation	3%	5%	6%	5%	6%	5%	6%	6%	5%	4%
Indigenous Issues	5%	3%	3%	3%	3%	3%	4%	3%	2%	4%
Racism	3%	2%	2%	4%	3%	3%	4%	5%	2%	4%
Defence	1%	1%	1%	1%	2%	5%	3%	4%	3%	2%



IPSOS ISSUES MONITOR SEPTEMBER 2018

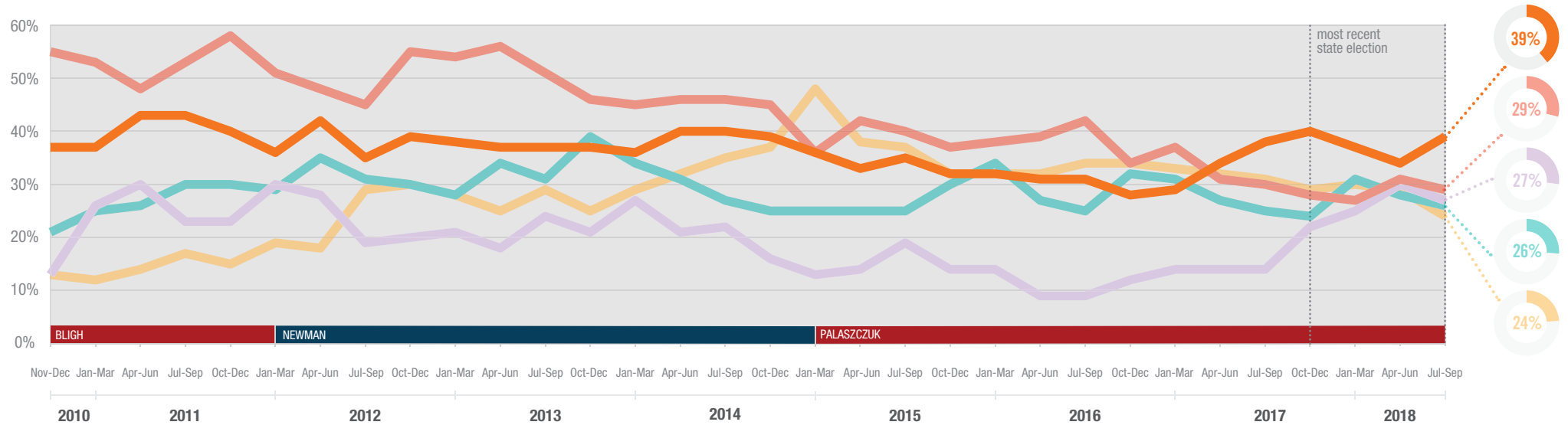
The top issues facing Queensland

Kathy Benson
Director, Strategy & Research
✉ kathy.benson@ipsos.com
☎ (07) 3016 7662

Kylie Brosnan
Head of Ipsos Public Affairs QLD
✉ kylie.brosnan@ipsos.com
☎ (07) 3016 7660

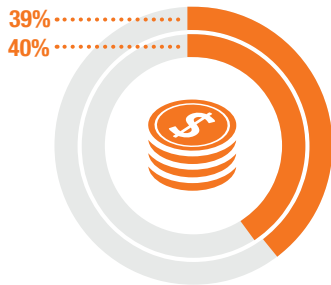


Each quarter we ask 600 Queenslanders to select the three most important issues facing their state. The top five issues facing Queensland between July and September 2018 are shown below. A summary of all issues facing Queensland can be found overleaf. If you would like to know more about the Ipsos Issues Monitor, or Ipsos Public Affairs in Queensland, please contact Kylie Brosnan or Kathy Benson.



Cost of Living

JUL-SEP 18
OCT-DEC 17



Healthcare

29%
28%



Petrol Prices

27%
22%



Crime

26%
24%



Unemployment

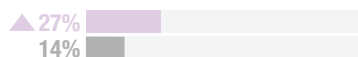
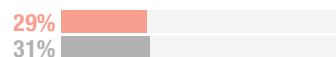
24%
29%



▲▼
significant
difference
compared to
most recent
state election

▲▼
concern
significantly
higher or lower
compared to rest
of Australia

QLD
REST OF
AUSTRALIA










IPSOS ISSUES MONITOR SEPTEMBER 2018

The top issues facing Queensland

Kathy Benson
Director, Strategy & Research
✉ kathy.benson@ipsos.com
☎ (07) 3016 7662

Kylie Brosnan
Head of Ipsos Public Affairs QLD
✉ kylie.brosnan@ipsos.com
☎ (07) 3016 7660



	2010	2011	2012	2013	2014	2015	2016	2017	JAN-MAR 2018	APR-JUN 2018	JUL-SEP 2018
 Cost of Living	37%	40%	38%	37%	39%	34%	30%	35%	37%	34%	39%
 Healthcare	55%	53%	50%	52%	45%	38%	38%	31%	27%	31%	29%
 Petrol Prices	13%	26%	24%	21%	21%	15%	11%	16%	25%	30%	27%
 Unemployment	21%	28%	31%	33%	29%	27%	30%	27%	31%	28%	26%
 Crime	13%	14%	24%	27%	33%	39%	33%	31%	30%	29%	24%
Housing	24%	22%	18%	15%	15%	17%	19%	22%	21%	20%	18%
Transport	19%	21%	23%	24%	26%	30%	25%	22%	16%	13%	18%
Drug Abuse	9%	6%	6%	8%	9%	9%	11%	12%	9%	10%	15%
Education	10%	9%	9%	10%	10%	17%	21%	18%	23%	19%	15%
Environment	21%	14%	17%	17%	18%	17%	16%	14%	14%	14%	14%
The Economy	17%	17%	15%	15%	12%	14%	17%	18%	17%	20%	13%
Poverty	6%	7%	7%	7%	7%	6%	7%	8%	8%	7%	13%
Personal Debt	13%	14%	10%	10%	9%	10%	11%	14%	14%	14%	13%
Immigration	17%	11%	10%	10%	8%	7%	9%	9%	11%	10%	12%
Population	12%	7%	5%	4%	4%	3%	5%	5%	6%	7%	8%
Taxation	3%	5%	6%	5%	6%	5%	6%	6%	5%	4%	6%
Indigenous Issues	3%	2%	2%	4%	3%	3%	4%	5%	2%	4%	4%
Racism	1%	1%	1%	1%	2%	5%	3%	4%	3%	2%	3%
Defence	5%	3%	3%	3%	3%	3%	4%	3%	2%	4%	3%



IPSOS ISSUES MONITOR DECEMBER 2018

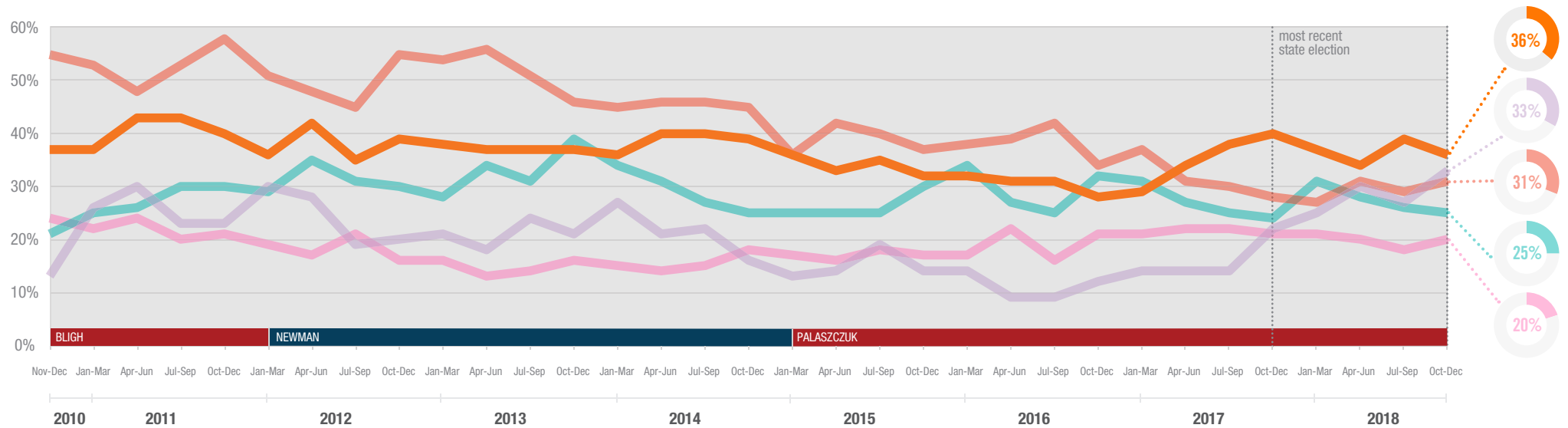
The top issues facing Queensland

Kathy Benson
Director, Strategy & Research
✉ kathy.benson@ipsos.com
☎ (07) 3016 7662

Kylie Brosnan
Head of Ipsos Public Affairs QLD
✉ kylie.brosnan@ipsos.com
☎ (07) 3016 7660

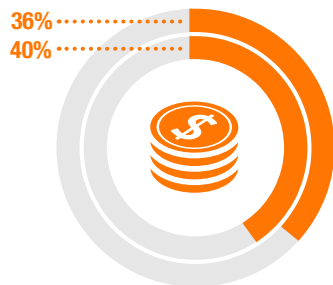


Each quarter we ask 600 Queenslanders to select the three most important issues facing their state. The top five issues facing Queensland between October and December 2018 are shown below. A summary of all issues facing Queensland can be found overleaf. If you would like to know more about the Ipsos Issues Monitor, or Ipsos Public Affairs in Queensland, please contact Kylie Brosnan or Kathy Benson.

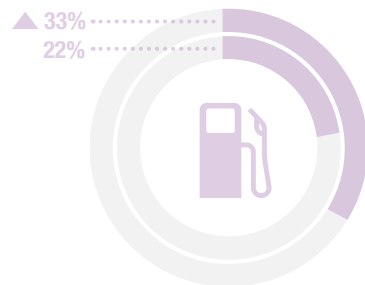


Cost of Living

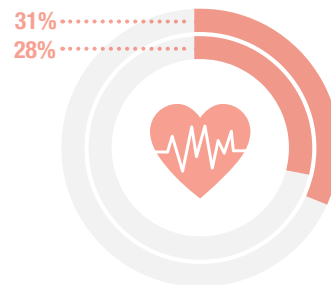
OCT-DEC 18
OCT-DEC 17



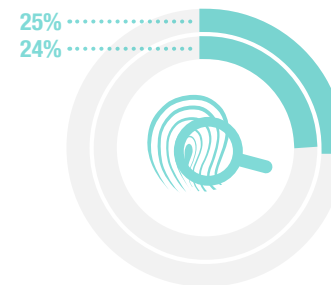
Petrol Prices



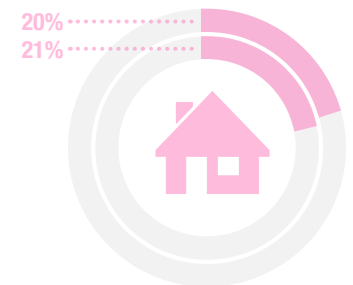
Healthcare



Crime




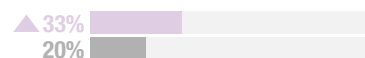
Housing



▲▼
significant
difference
compared with
most recent
state election

▲▼
significant
difference
compared with
the rest of
Australia

QLD
REST OF
AUSTRALIA










IPSOS ISSUES MONITOR DECEMBER 2018

The top issues facing Queensland

Kathy Benson
Director, Strategy & Research
✉ kathy.benson@ipsos.com
☎ (07) 3016 7662

Kylie Brosnan
Head of Ipsos Public Affairs QLD
✉ kylie.brosnan@ipsos.com
☎ (07) 3016 7660



	2010	2011	2012	2013	2014	2015	2016	2017	JAN-MAR 2018	APR-JUN 2018	JUL-SEP 2018	OCT-DEC 2018
 Cost of Living	37%	40%	38%	37%	39%	34%	30%	35%	37%	34%	39%	36%
 Petrol Prices	13%	26%	24%	21%	21%	15%	11%	16%	25%	30%	27%	33%
 Healthcare	55%	53%	50%	52%	45%	38%	38%	31%	27%	31%	29%	31%
 Crime	21%	28%	31%	33%	29%	27%	30%	27%	31%	28%	26%	25%
 Housing	24%	22%	18%	15%	15%	17%	19%	22%	21%	20%	18%	20%
Unemployment	13%	14%	24%	27%	33%	39%	33%	31%	30%	29%	24%	20%
The Economy	19%	21%	23%	24%	26%	30%	25%	22%	16%	13%	18%	18%
Drug Abuse	10%	9%	9%	10%	10%	17%	21%	18%	23%	19%	15%	16%
Immigration	6%	7%	7%	7%	7%	6%	7%	8%	8%	7%	13%	14%
Transport	17%	17%	15%	15%	12%	14%	17%	18%	17%	20%	13%	14%
Environment	13%	14%	10%	10%	9%	10%	11%	14%	14%	14%	13%	14%
Education	21%	14%	17%	17%	18%	17%	16%	14%	14%	14%	14%	12%
Personal Debt	17%	11%	10%	10%	8%	7%	9%	9%	11%	10%	12%	12%
Poverty	9%	6%	6%	8%	9%	9%	11%	12%	9%	10%	15%	11%
Population	12%	7%	5%	4%	4%	3%	5%	5%	6%	7%	8%	10%
Taxation	3%	5%	6%	5%	6%	5%	6%	6%	5%	4%	6%	5%
Defence	1%	1%	1%	1%	2%	5%	3%	4%	3%	2%	3%	4%
Racism	3%	2%	2%	4%	3%	3%	4%	5%	2%	4%	4%	3%
Indigenous Issues	5%	3%	3%	3%	3%	3%	4%	3%	2%	4%	3%	3%



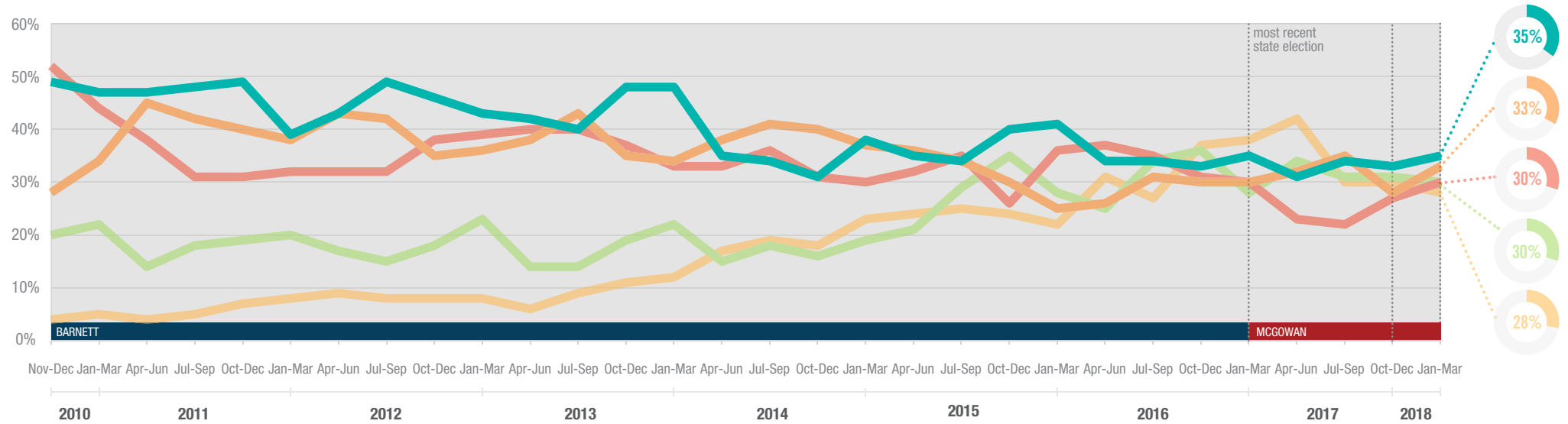
IPSOS ISSUES MONITOR MARCH 2018

The top issues facing Western Australia

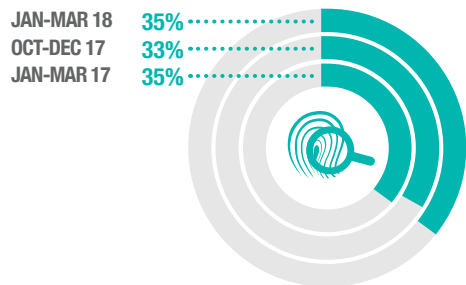
Shaun Griffin
General Manager WA
✉ shaun.griffin@ipsos.com
☎ (08) 9463 0761



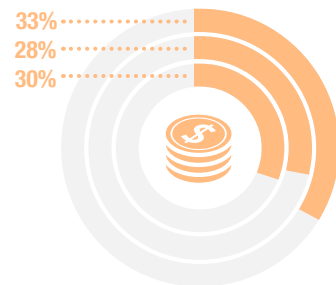
Each quarter we ask 300 Western Australians to select the three most important issues facing their state. The top five issues facing Western Australia between January and March 2018 are shown below. A summary of all issues facing Western Australia can be found overleaf. If you would like to know more about the Ipsos Issues Monitor, or Ipsos Public Affairs in Western Australia, please contact Shaun Griffin.



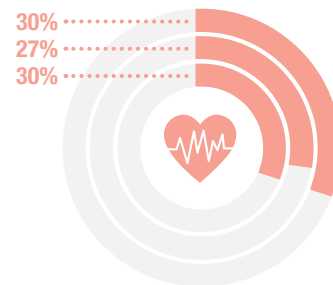
Crime



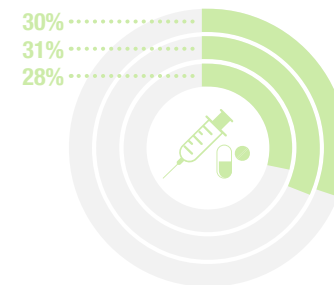
Cost of Living



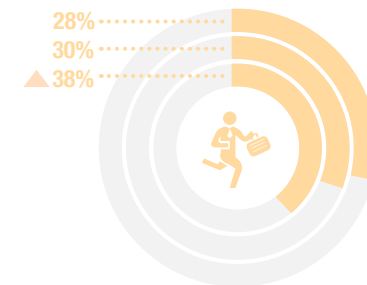
Healthcare





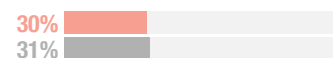
Drug Abuse



Unemployment



▲ significant difference compared with current quarter
▼



▲ significant difference compared with the rest of Australia
▼







IPSOS ISSUES MONITOR MARCH 2018

The top issues facing Western Australia

Shaun Griffin
General Manager WA
✉ shaun.griffin@ipsos.com
☎ (08) 9463 0761



	2010	2011	2012	2013	2014	2015	2016	2017	JAN-MAR 2018
 Crime	49%	48%	44%	43%	37%	37%	36%	33%	35%
 Cost of Living	28%	40%	39%	38%	38%	34%	28%	31%	33%
 Healthcare	52%	36%	34%	39%	33%	31%	35%	25%	30%
 Drug Abuse	20%	18%	18%	18%	18%	26%	31%	31%	30%
 Unemployment	4%	5%	8%	9%	16%	24%	29%	35%	28%
The Economy	8%	9%	11%	13%	21%	28%	31%	30%	26%
Housing	24%	31%	32%	33%	27%	23%	19%	23%	22%
Education	13%	10%	12%	16%	19%	13%	14%	11%	14%
Poverty	7%	7%	9%	8%	10%	9%	9%	9%	13%
Personal Debt	15%	12%	10%	9%	8%	8%	8%	12%	11%
Petrol Prices	7%	17%	14%	11%	12%	7%	6%	7%	10%
Transport	6%	12%	15%	21%	18%	18%	16%	14%	10%
Environment	24%	19%	17%	12%	9%	8%	9%	8%	8%
Taxation	4%	5%	6%	4%	7%	8%	7%	6%	8%
Immigration	19%	16%	14%	11%	10%	8%	8%	8%	6%
Defence	3%	1%	2%	2%	3%	4%	3%	3%	4%
Population	6%	3%	6%	6%	6%	5%	6%	4%	4%
Racism	8%	5%	4%	3%	3%	4%	4%	5%	3%
Indigenous Issues	5%	4%	6%	4%	3%	4%	3%	3%	3%



IPSOS ISSUES MONITOR JUNE 2018

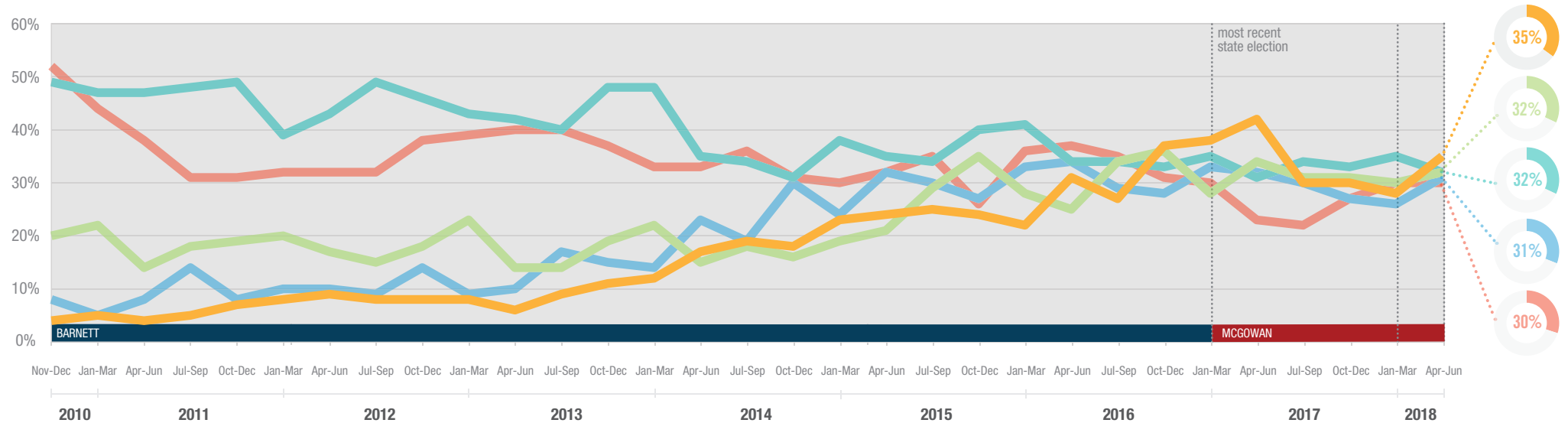
The top issues facing Western Australia

Sally Braidwood
Director ANZ, Ipsos Global Reputation Centre
✉ sally.braidwood@ipsos.com
☎ (08) 9321 5415

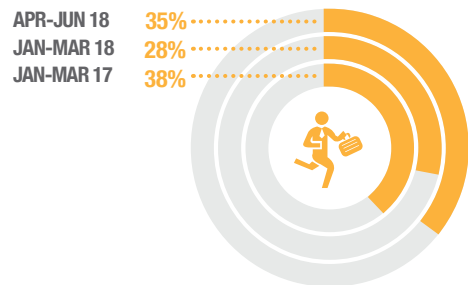
Shaun Griffin
General Manager WA
✉ shaun.griffin@ipsos.com
☎ (08) 9463 0761



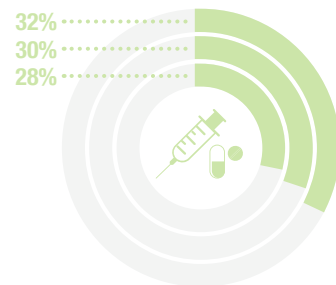
Each quarter we ask 300 Western Australians to select the three most important issues facing their state. The top five issues facing Western Australia between April and June 2018 are shown below. A summary of all issues facing Western Australia can be found overleaf. If you would like to know more about the Ipsos Issues Monitor, or Ipsos Public Affairs in Western Australia, please contact Sally Braidwood or Shaun Griffin.



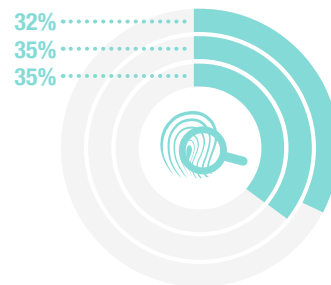
Unemployment



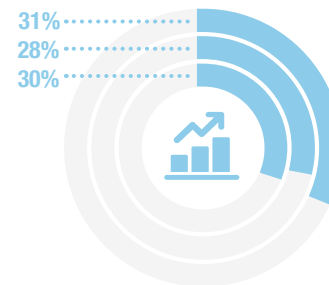
Drug Abuse



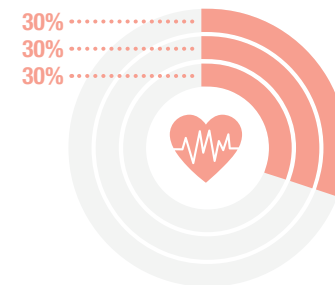
Crime



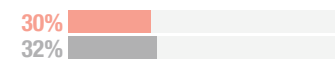
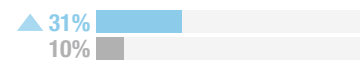
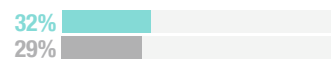
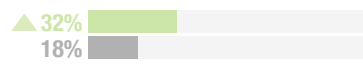
The Economy



Healthcare



▲ significant difference compared with current quarter
▼



▲ significant difference compared with the rest of Australia
▼








IPSOS ISSUES MONITOR JUNE 2018

The top issues facing Western Australia

Sally Braidwood
 Director ANZ, Ipsos Global Reputation Centre
 ✉ sally.braidwood@ipsos.com
 ☎ (08) 9321 5415

Shaun Griffin
 General Manager WA
 ✉ shaun.griffin@ipsos.com
 ☎ (08) 9463 0761



	2010	2011	2012	2013	2014	2015	2016	2017	JAN-MAR 2018	APR-JUN 2018
 Unemployment	4%	5%	8%	9%	16%	24%	29%	35%	28%	35%
 Drug Abuse	20%	18%	18%	18%	18%	26%	31%	31%	30%	32%
 Crime	49%	48%	44%	43%	37%	37%	36%	33%	35%	32%
 The Economy	8%	9%	11%	13%	21%	28%	31%	30%	26%	31%
 Healthcare	52%	36%	34%	39%	33%	31%	35%	25%	30%	30%
Cost of Living	28%	40%	39%	38%	38%	34%	28%	31%	33%	29%
Housing	24%	31%	32%	33%	27%	23%	19%	23%	22%	20%
Transport	6%	12%	15%	21%	18%	18%	16%	14%	10%	12%
Petrol Prices	7%	17%	14%	11%	12%	7%	6%	7%	10%	12%
Personal Debt	15%	12%	10%	9%	8%	8%	8%	12%	11%	12%
Education	13%	10%	12%	16%	19%	13%	14%	11%	14%	12%
Environment	24%	19%	17%	12%	9%	8%	9%	8%	8%	10%
Immigration	19%	16%	14%	11%	10%	8%	8%	8%	6%	9%
Poverty	7%	7%	9%	8%	10%	9%	9%	9%	13%	9%
Taxation	4%	5%	6%	4%	7%	8%	7%	6%	8%	5%
Population	6%	3%	6%	6%	6%	5%	6%	4%	4%	4%
Indigenous Issues	5%	4%	6%	4%	3%	4%	3%	3%	3%	4%
Racism	8%	5%	4%	3%	3%	4%	4%	5%	3%	3%
Defence	3%	1%	2%	2%	3%	4%	3%	3%	4%	1%



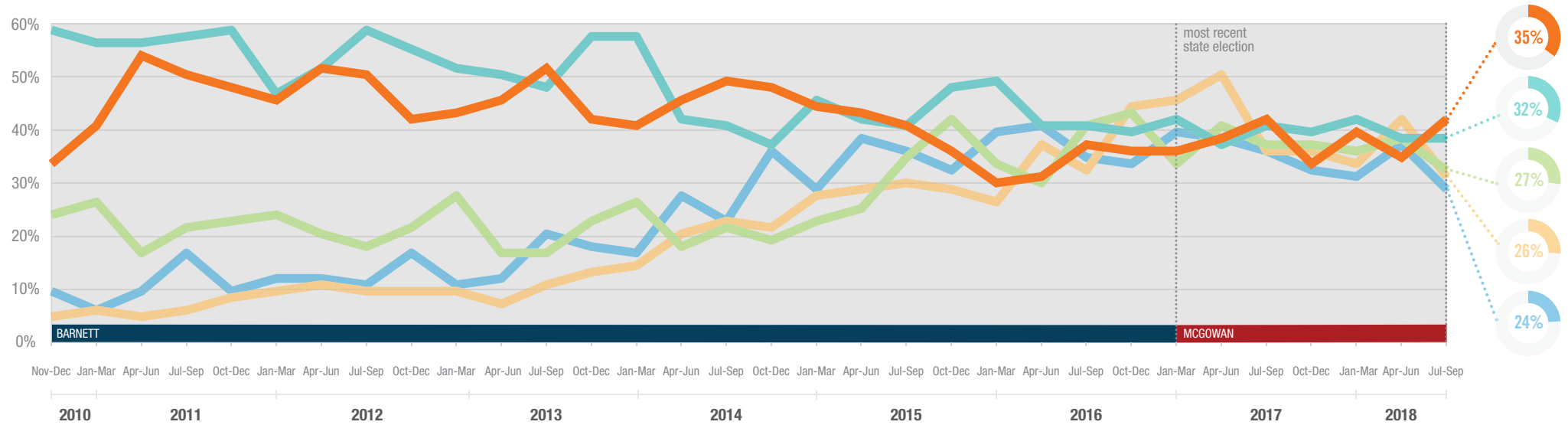
IPSOS ISSUES MONITOR SEPTEMBER 2018

The top issues facing Western Australia

Shaun Griffin
General Manager WA
✉ shaun.griffin@ipsos.com
☎ (08) 9463 0761

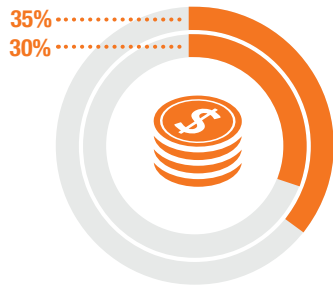


Each quarter we ask 300 Western Australians to select the three most important issues facing their state. The top five issues facing Western Australia between July and September 2018 are shown below. A summary of all issues facing Western Australia can be found overleaf. If you would like to know more about the Ipsos Issues Monitor, or Ipsos Public Affairs in Western Australia, please contact Shaun Griffin.

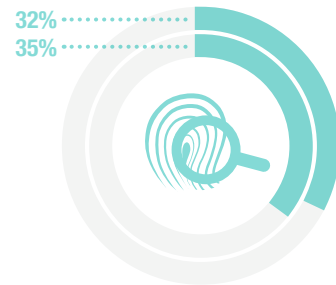


Cost of Living

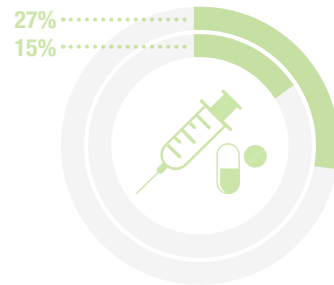
JUL-SEP 18
JAN-MAR 18



Crime



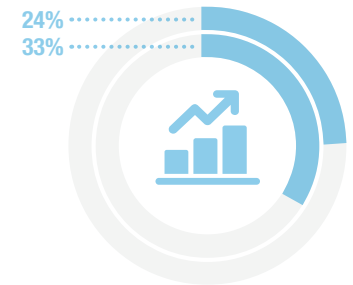
Drug Abuse



Unemployment



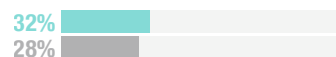


The Economy



▲▼
significant
difference
compared to
most recent
state election

WA
REST OF
AUSTRALIA



▲▲
concern
significantly
higher or lower
compared to rest
of Australia








IPSOS ISSUES MONITOR SEPTEMBER 2018

The top issues facing Western Australia

Shaun Griffin
General Manager WA
✉ shaun.griffin@ipsos.com
☎ (08) 9463 0761



	2010	2011	2012	2013	2014	2015	2016	2017	JAN-MAR 2018	APR-JUN 2018	JUL-SEP 2018
 Cost of Living	28%	40%	39%	38%	38%	34%	28%	31%	33%	29%	35%
 Crime	49%	48%	44%	43%	37%	37%	36%	33%	35%	32%	32%
 Drug Abuse	20%	18%	18%	18%	18%	26%	31%	31%	30%	32%	27%
 Unemployment	4%	5%	8%	9%	16%	24%	29%	35%	28%	35%	26%
 The Economy	8%	9%	11%	13%	21%	28%	31%	30%	26%	31%	24%
Healthcare	52%	36%	34%	39%	33%	31%	35%	25%	30%	30%	23%
Housing	24%	31%	32%	33%	27%	23%	19%	23%	22%	20%	19%
Petrol Prices	7%	17%	14%	11%	12%	7%	6%	7%	10%	12%	14%
Personal Debt	15%	12%	10%	9%	8%	8%	8%	12%	11%	12%	13%
Poverty	7%	7%	9%	8%	10%	9%	9%	9%	13%	9%	12%
Education	13%	10%	12%	16%	19%	13%	14%	11%	14%	12%	12%
Immigration	19%	16%	14%	11%	10%	8%	8%	8%	6%	9%	11%
Transport	6%	12%	15%	21%	18%	18%	16%	14%	10%	12%	11%
Environment	24%	19%	17%	12%	9%	8%	9%	8%	8%	10%	11%
Population	6%	3%	6%	6%	6%	5%	6%	4%	4%	4%	10%
Taxation	4%	5%	6%	4%	7%	8%	7%	6%	8%	5%	7%
Racism	8%	5%	4%	3%	3%	4%	4%	5%	3%	3%	5%
Defence	3%	1%	2%	2%	3%	4%	3%	3%	4%	1%	4%
Indigenous Issues	5%	4%	6%	4%	3%	4%	3%	3%	3%	4%	3%



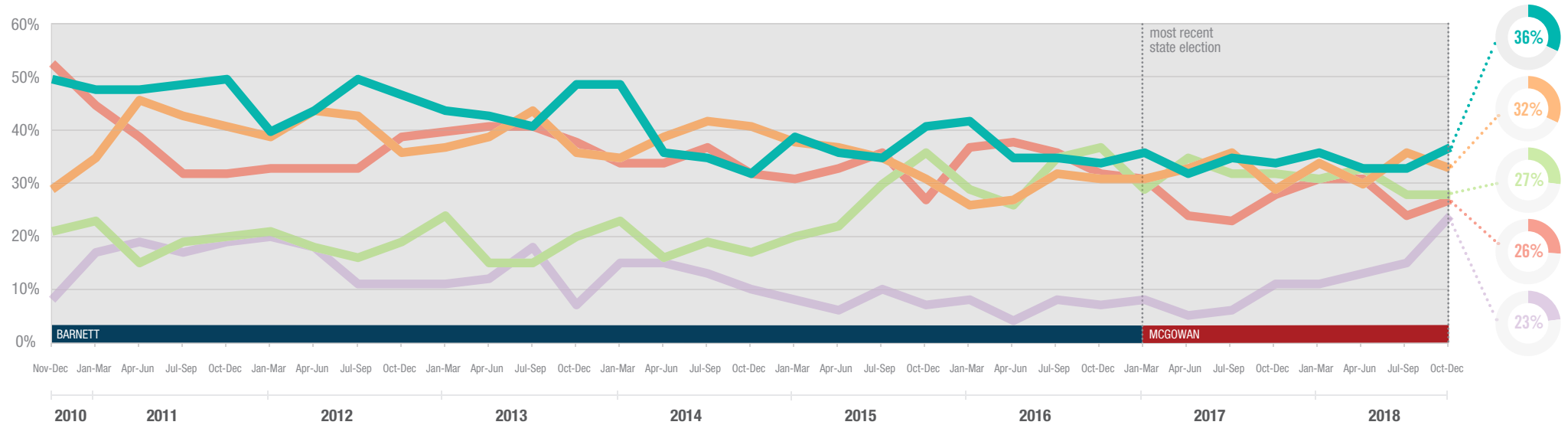
IPSOS ISSUES MONITOR DECEMBER 2018

The top issues facing Western Australia

Shaun Griffin
General Manager WA
✉ shaun.griffin@ipsos.com
☎ (08) 9463 0761

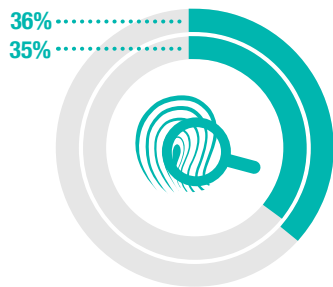


Each quarter we ask 300 Western Australians to select the three most important issues facing their state. The top five issues facing Western Australia between October and December 2018 are shown below. A summary of all issues facing Western Australia can be found overleaf. If you would like to know more about the Ipsos Issues Monitor, or Ipsos Public Affairs in Western Australia, please contact Shaun Griffin.



Crime

OCT-DEC 18
JAN-MAR 17



Cost of Living

32%
30%



Drug Abuse

27%
28%



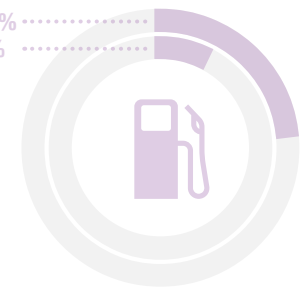
Healthcare

26%
30%



Petrol Prices


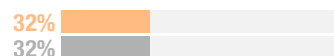
23%
7%



▲▼
significant
difference
compared
with
most recent
state election

▲▼
significant
difference
compared
with the rest
of Australia

WA
REST OF
AUSTRALIA









IPSOS ISSUES MONITOR DECEMBER 2018

The top issues facing Western Australia

Shaun Griffin
General Manager WA
✉ shaun.griffin@ipsos.com
☎ (08) 9463 0761



	2010	2011	2012	2013	2014	2015	2016	2017	JAN-MAR 2018	APR-JUN 2018	JUL-SEP 2018	OCT-DEC 2018
 Crime	49%	48%	44%	43%	37%	37%	36%	33%	35%	32%	32%	36%
 Cost of Living	28%	40%	39%	38%	38%	34%	28%	31%	33%	29%	35%	32%
 Drug Abuse	20%	18%	18%	18%	18%	26%	31%	31%	30%	32%	27%	27%
 Healthcare	52%	36%	34%	39%	33%	31%	35%	25%	30%	30%	23%	26%
 Petrol Prices	7%	17%	14%	11%	12%	7%	6%	7%	10%	12%	14%	23%
The Economy	8%	9%	11%	13%	21%	28%	31%	30%	26%	31%	24%	21%
Unemployment	4%	5%	8%	9%	16%	24%	29%	35%	28%	35%	26%	21%
Housing	24%	31%	32%	33%	27%	23%	19%	23%	22%	20%	19%	17%
Personal Debt	15%	12%	10%	9%	8%	8%	8%	12%	11%	12%	13%	15%
Environment	24%	19%	17%	12%	9%	8%	9%	8%	8%	10%	11%	15%
Immigration	19%	16%	14%	11%	10%	8%	8%	8%	6%	9%	11%	13%
Poverty	7%	7%	9%	8%	10%	9%	9%	9%	13%	9%	12%	12%
Education	13%	10%	12%	16%	19%	13%	14%	11%	14%	12%	12%	11%
Transport	6%	12%	15%	21%	18%	18%	16%	14%	10%	12%	11%	8%
Population	6%	3%	6%	6%	6%	5%	6%	4%	4%	4%	10%	7%
Taxation	4%	5%	6%	4%	7%	8%	7%	6%	8%	5%	7%	6%
Racism	8%	5%	4%	3%	3%	4%	4%	5%	3%	3%	5%	3%
Indigenous Issues	5%	4%	6%	4%	3%	4%	3%	3%	3%	4%	3%	3%
Defence	3%	1%	2%	2%	3%	4%	3%	3%	4%	1%	4%	3%