



# IPSOS ISSUES MONITOR MARCH 2019

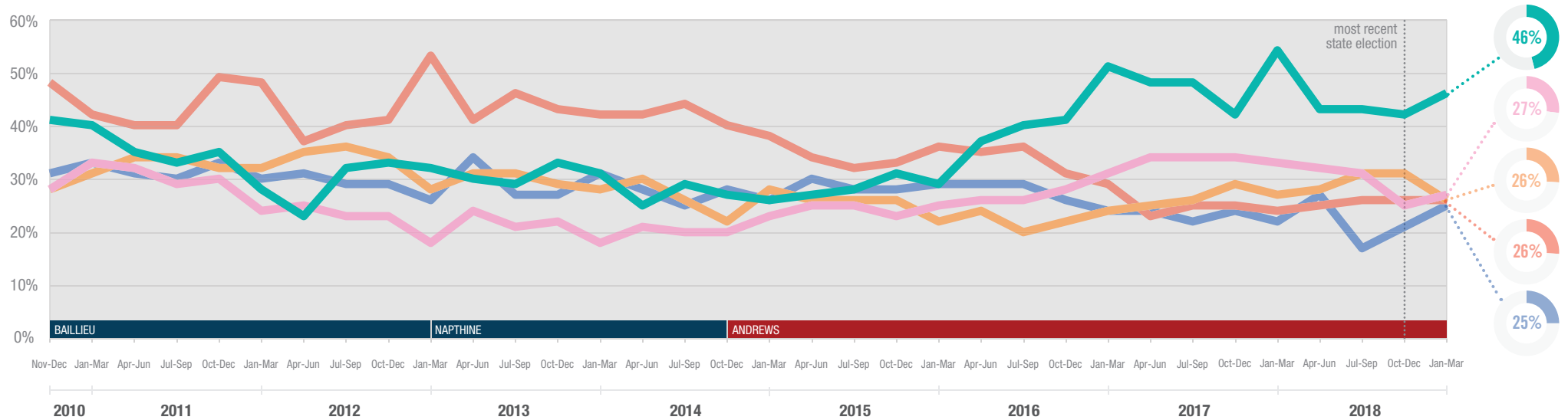
The top issues facing Victoria

**Daniel Evans**  
Deputy Managing Director  
✉ dan.evans@ipsos.com  
☎ (03) 9946 0850

**Joe Curran**  
Research Manager  
✉ joe.curran@ipsos.com  
☎ (03) 9946 0847



Each quarter we ask 800 Victorians to select the three most important issues facing their state. The top five issues facing Victoria between January and March 2019 are shown below. A summary of all issues facing Victoria can be found overleaf. If you would like to know more about the Ipsos Issues Monitor, or Ipsos Public Affairs in Victoria, please contact Daniel Evans or Joe Curran.



## Crime

JUL-MAR 19  
OCT-DEC 18



## Housing

27%  
25%




## Cost of Living

26%  
31%



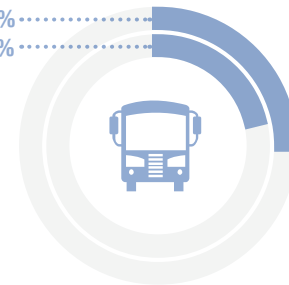
## Healthcare

26%  
26%



## Transport

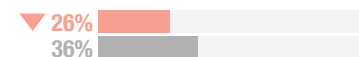
25%  
21%



▲▼  
significant  
difference  
compared with  
most recent  
state election

▲▼  
significant  
difference  
compared with  
the rest of  
Australia

VIC  
REST OF  
AUSTRALIA










# IPSOS ISSUES MONITOR MARCH 2019

The top issues facing Victoria

**Daniel Evans**  
Deputy Managing Director  
✉ dan.evans@ipsos.com  
☎ (03) 9946 0850

**Joe Curran**  
Research Manager  
✉ joe.curran@ipsos.com  
☎ (03) 9946 0847



	2010	2011	2012	2013	2014	2015	2016	2017	2018	JAN-MAR 2019
 <b>Crime</b>	41%	36%	29%	31%	28%	28%	36%	47%	46%	46%
 <b>Housing</b>	28%	31%	24%	22%	20%	24%	26%	33%	30%	27%
 <b>Cost of Living</b>	28%	33%	34%	30%	27%	26%	22%	26%	29%	26%
 <b>Healthcare</b>	48%	43%	42%	46%	42%	34%	34%	25%	25%	26%
 <b>Transport</b>	31%	32%	30%	28%	28%	28%	28%	23%	22%	25%
<b>Drug Abuse</b>	15%	13%	13%	14%	17%	23%	23%	24%	19%	20%
<b>Population</b>	8%	8%	7%	7%	7%	8%	9%	11%	15%	16%
<b>Environment</b>	17%	13%	8%	9%	8%	9%	9%	9%	12%	16%
<b>Poverty</b>	7%	8%	7%	7%	9%	10%	12%	13%	14%	15%
<b>Unemployment</b>	8%	10%	23%	25%	35%	31%	24%	20%	15%	12%
<b>Education</b>	16%	13%	21%	21%	20%	18%	17%	13%	12%	11%
<b>The Economy</b>	12%	11%	16%	17%	20%	22%	17%	11%	10%	11%
<b>Immigration</b>	6%	8%	7%	8%	7%	8%	10%	10%	13%	11%
<b>Racism</b>	5%	6%	4%	5%	5%	5%	7%	6%	6%	10%
<b>Personal Debt</b>	11%	11%	10%	7%	6%	7%	7%	9%	10%	9%
<b>Petrol Prices</b>	11%	18%	18%	16%	13%	7%	6%	7%	13%	9%
<b>Taxation</b>	4%	5%	5%	5%	5%	7%	7%	5%	4%	5%
<b>Defence</b>	2%	1%	1%	1%	2%	5%	4%	6%	4%	4%
<b>Indigenous Issues</b>	1%	1%	1%	1%	1%	1%	2%	2%	2%	2%



# IPSOS ISSUES MONITOR JUNE 2019

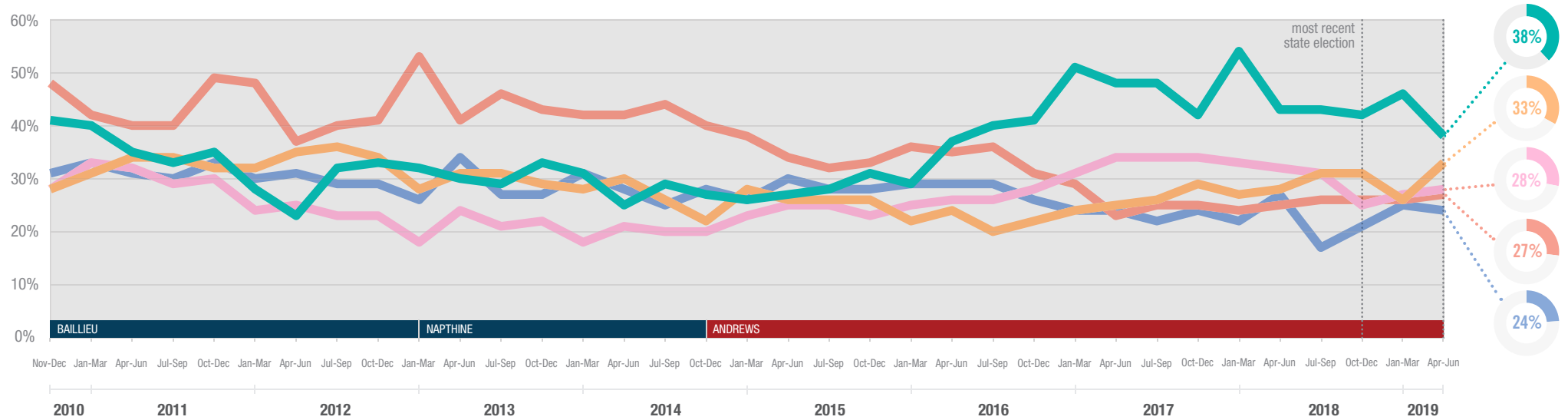
The top issues facing Victoria

**Daniel Evans**  
Deputy Managing Director  
✉ dan.evans@ipsos.com  
☎ (03) 9946 0850

**Joe Curran**  
Senior Research Manager  
✉ joe.curran@ipsos.com  
☎ (03) 9946 0847

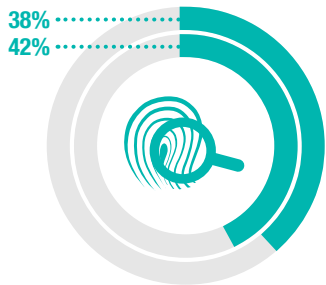


Each quarter we ask 800 Victorians to select the three most important issues facing their state. The top five issues facing Victoria between April and June 2019 are shown below. A summary of all issues facing Victoria can be found overleaf. If you would like to know more about the Ipsos Issues Monitor - Australia's longest running ongoing survey of community concerns - please contact Daniel Evans or Joe Curran.



## Crime

JAN-MAR 19  
OCT-DEC 18



## Cost of Living

33%  
31%




## Housing

28%  
25%



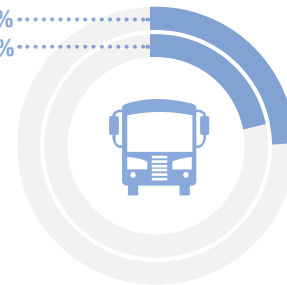
## Healthcare

27%  
26%



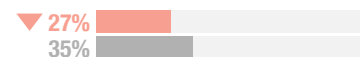

## Transport

24%  
21%



▲▼  
significant  
difference  
compared with  
most recent  
state election

VIC  
REST OF  
AUSTRALIA



▲▼  
significant  
difference  
compared with  
the rest of  
Australia








# IPSOS ISSUES MONITOR JUNE 2019

The top issues facing Victoria

**Daniel Evans**  
Deputy Managing Director  
✉ dan.evans@ipsos.com  
☎ (03) 9946 0850

**Joe Curran**  
Senior Research Manager  
✉ joe.curran@ipsos.com  
☎ (03) 9946 0847



	2010	2011	2012	2013	2014	2015	2016	2017	2018	JAN-MAR 2019	APR-JUN 2019
 <b>Crime</b>	41%	36%	29%	31%	28%	28%	36%	47%	46%	46%	38%
 <b>Cost of Living</b>	28%	33%	34%	30%	27%	26%	22%	26%	29%	26%	33%
 <b>Housing</b>	28%	31%	24%	22%	20%	24%	26%	33%	30%	27%	28%
 <b>Healthcare</b>	48%	43%	42%	46%	42%	34%	34%	25%	25%	26%	27%
 <b>Transport</b>	31%	32%	30%	28%	28%	28%	28%	23%	22%	25%	24%
<b>Environment</b>	17%	13%	8%	9%	8%	9%	9%	9%	12%	16%	18%
<b>Population</b>	8%	8%	7%	7%	7%	8%	9%	11%	15%	16%	16%
<b>Drug Abuse</b>	15%	13%	13%	14%	17%	23%	23%	24%	19%	20%	16%
<b>Poverty</b>	7%	8%	7%	7%	9%	10%	12%	13%	14%	15%	14%
<b>Education</b>	16%	13%	21%	21%	20%	18%	17%	13%	12%	11%	12%
<b>Petrol Prices</b>	11%	18%	18%	16%	13%	7%	6%	7%	13%	9%	12%
<b>Unemployment</b>	8%	10%	23%	25%	35%	31%	24%	20%	15%	12%	12%
<b>The Economy</b>	12%	11%	16%	17%	20%	22%	17%	11%	10%	11%	11%
<b>Personal Debt</b>	11%	11%	10%	7%	6%	7%	7%	9%	10%	9%	11%
<b>Immigration</b>	6%	8%	7%	8%	7%	8%	10%	10%	13%	11%	10%
<b>Taxation</b>	4%	5%	5%	5%	5%	7%	7%	5%	4%	5%	7%
<b>Racism</b>	5%	6%	4%	5%	5%	5%	7%	6%	6%	10%	5%
<b>Defence</b>	2%	1%	1%	1%	2%	5%	4%	6%	4%	4%	4%
<b>Indigenous Issues</b>	1%	1%	1%	1%	1%	1%	2%	2%	2%	2%	3%



# IPSOS ISSUES MONITOR SEPTEMBER 2019

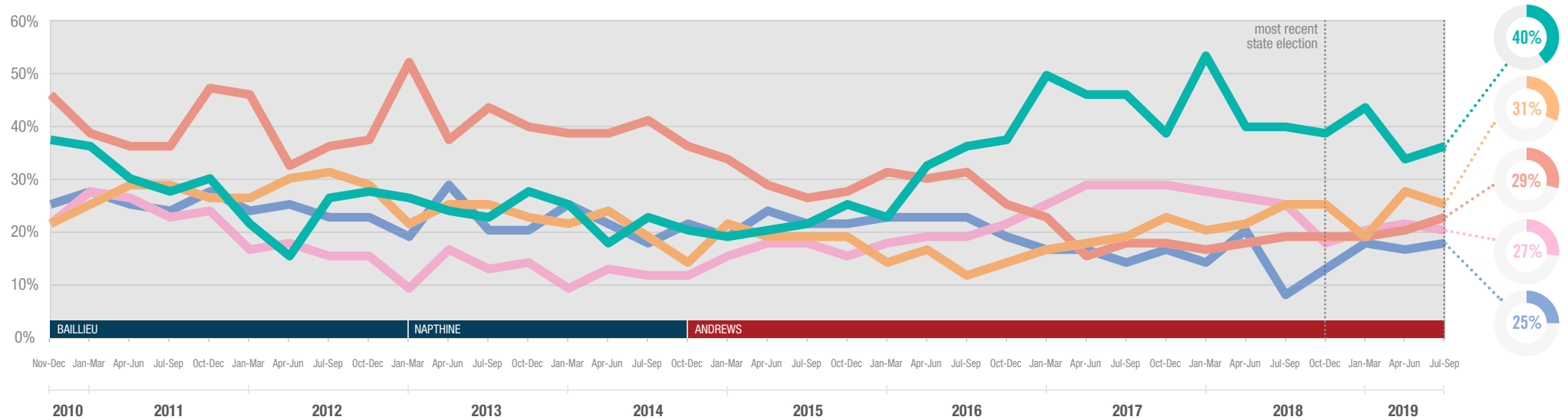
The top issues facing Victoria

**Daniel Evans**  
Deputy Managing Director  
✉ dan.evans@ipsos.com  
☎ (03) 9946 0850

**Joe Curran**  
Senior Research Manager  
✉ joe.curran@ipsos.com  
☎ (03) 9946 0847

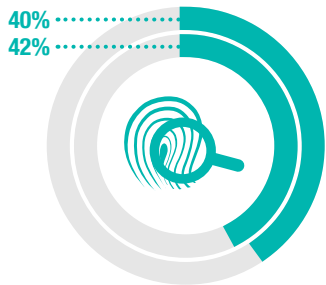


Each quarter we ask 800 Victorians to select the three most important issues facing their state. The top five issues facing Victoria between July and September 2019 are shown below. A summary of all issues facing Victoria can be found overleaf. If you would like to know more about the Ipsos Issues Monitor, or Ipsos Public Affairs in Victoria, please contact Daniel Evans or Joe Curran.



## Crime

JUL-SEP 19  
OCT-DEC 18



## Cost of Living

31% 31%



## Healthcare

29% 26%



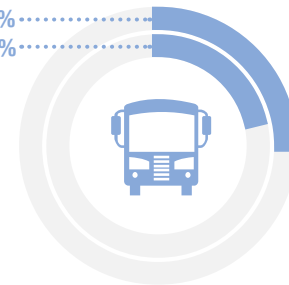
## Housing

27% 25%



## Transport

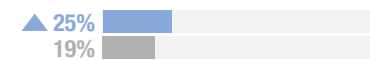

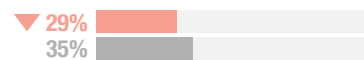
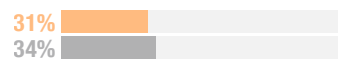
25% 21%



▲ ▼  
significant difference compared with most recent state election

▲ ▼  
significant difference compared with the rest of Australia

VIC  
REST OF  
AUSTRALIA










# IPSOS ISSUES MONITOR SEPTEMBER 2019

The top issues facing Victoria

**Daniel Evans**  
Deputy Managing Director  
✉ dan.evans@ipsos.com  
☎ (03) 9946 0850

**Joe Curran**  
Senior Research Manager  
✉ joe.curran@ipsos.com  
☎ (03) 9946 0847



	2010	2011	2012	2013	2014	2015	2016	2017	2018	JAN-MAR 2019	APR-JUN 2019	JUL-SEP 2019
 <b>Crime</b>	41%	36%	29%	31%	28%	28%	36%	47%	46%	46%	38%	40%
 <b>Cost of Living</b>	28%	33%	34%	30%	27%	26%	22%	26%	29%	26%	33%	31%
 <b>Healthcare</b>	48%	43%	42%	46%	42%	34%	34%	25%	25%	26%	27%	29%
 <b>Housing</b>	28%	31%	24%	22%	20%	24%	26%	33%	30%	27%	28%	27%
 <b>Transport</b>	31%	32%	30%	28%	28%	28%	28%	23%	22%	25%	24%	25%
<b>Drug Abuse</b>	15%	13%	13%	14%	17%	23%	23%	24%	19%	20%	16%	18%
<b>Population</b>	8%	8%	7%	7%	7%	8%	9%	11%	15%	16%	16%	18%
<b>Environment</b>	17%	13%	8%	9%	8%	9%	9%	9%	12%	16%	18%	18%
<b>Poverty</b>	7%	8%	7%	7%	9%	10%	12%	13%	14%	15%	14%	15%
<b>Unemployment</b>	8%	10%	23%	25%	35%	31%	24%	20%	15%	12%	12%	13%
<b>Education</b>	16%	13%	21%	21%	20%	18%	17%	13%	12%	11%	12%	13%
<b>Petrol Prices</b>	11%	18%	18%	16%	13%	7%	6%	7%	13%	9%	12%	10%
<b>Immigration</b>	6%	8%	7%	8%	7%	8%	10%	10%	13%	11%	10%	10%
<b>The Economy</b>	12%	11%	16%	17%	20%	22%	17%	11%	10%	11%	11%	10%
<b>Personal Debt</b>	11%	11%	10%	7%	6%	7%	7%	9%	10%	9%	11%	9%
<b>Racism</b>	5%	6%	4%	5%	5%	5%	7%	6%	6%	10%	5%	6%
<b>Taxation</b>	4%	5%	5%	5%	5%	7%	7%	5%	4%	5%	7%	3%
<b>Defence</b>	2%	1%	1%	1%	2%	5%	4%	6%	4%	4%	4%	3%
<b>Indigenous Issues</b>	1%	1%	1%	1%	1%	1%	2%	2%	2%	2%	3%	2%



# IPSOS ISSUES MONITOR DECEMBER 2019

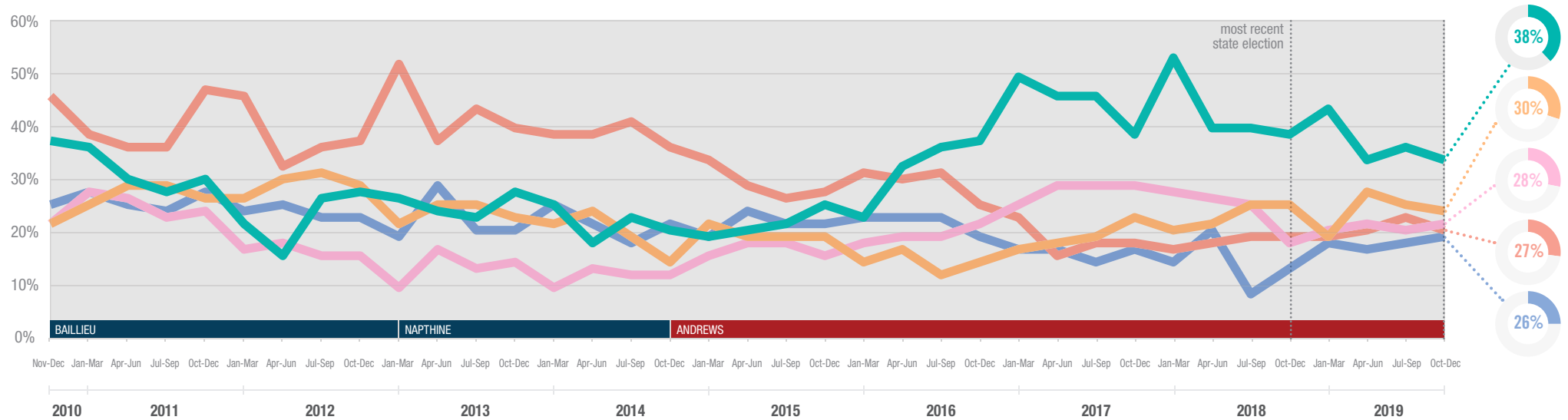
The top issues facing Victoria

Daniel Evans  
Deputy Managing Director  
✉ dan.evans@ipsos.com  
☎ (03) 9946 0850

Joe Curran  
Senior Research Manager  
✉ joe.curran@ipsos.com  
☎ (03) 9946 0847

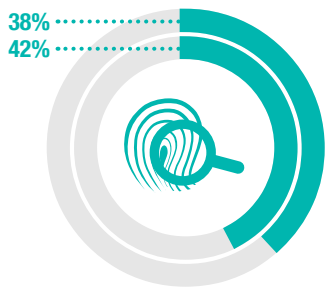


Each quarter we ask 800 Victorians to select the three most important issues facing their state. The top five issues facing Victoria between October and December 2019 are shown below. A summary of all issues facing Victoria can be found overleaf. If you would like to know more about the Ipsos Issues Monitor, or Ipsos Public Affairs in Victoria, please contact Daniel Evans or Joe Curran.



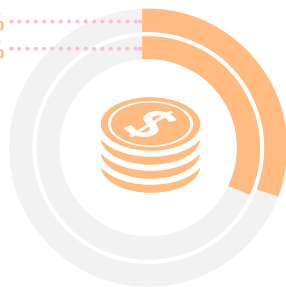
## Crime

OCT-DEC 19  
OCT-DEC 18



## Cost of Living

30%  
31%




## Housing

28%  
26%



## Healthcare

27%  
25%




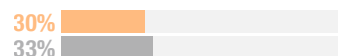
## Transport

26%  
21%



▲▼  
significant  
difference  
compared with  
most recent  
state election

VIC  
REST OF  
AUSTRALIA



▲▼  
significant  
difference  
compared with  
the rest of  
Australia








# IPSOS ISSUES MONITOR DECEMBER 2019

The top issues facing Victoria

Daniel Evans  
Deputy Managing Director  
✉ dan.evans@ipsos.com  
☎ (03) 9946 0850

Joe Curran  
Senior Research Manager  
✉ joe.curran@ipsos.com  
☎ (03) 9946 0847



	2010	2011	2012	2013	2014	2015	2016	2017	2018	JAN-MAR 2019	APR-JUN 2019	JUL-SEP 2019	OCT-DEC 2019
 <b>Crime</b>	41%	36%	29%	31%	28%	28%	36%	47%	46%	46%	38%	40%	38%
 <b>Cost of Living</b>	28%	33%	34%	30%	27%	26%	22%	26%	29%	26%	33%	31%	30%
 <b>Housing</b>	28%	31%	24%	22%	20%	24%	26%	33%	30%	27%	28%	27%	28%
 <b>Healthcare</b>	48%	43%	42%	46%	42%	34%	34%	25%	25%	26%	27%	29%	27%
 <b>Transport</b>	31%	32%	30%	28%	28%	28%	28%	23%	22%	25%	24%	25%	26%
<b>Environment</b>	17%	13%	8%	9%	8%	9%	9%	9%	12%	16%	18%	18%	23%
<b>Drug Abuse</b>	15%	13%	13%	14%	17%	23%	23%	24%	19%	20%	16%	18%	18%
<b>Unemployment</b>	8%	10%	23%	25%	35%	31%	24%	20%	15%	12%	12%	13%	16%
<b>Population</b>	8%	8%	7%	7%	7%	8%	9%	11%	15%	16%	16%	18%	16%
<b>Poverty</b>	7%	8%	7%	7%	9%	10%	12%	13%	14%	15%	14%	15%	15%
<b>Education</b>	16%	13%	21%	21%	20%	18%	17%	13%	12%	11%	12%	13%	13%
<b>Petrol Prices</b>	11%	18%	18%	16%	13%	7%	6%	7%	13%	9%	12%	10%	12%
<b>The Economy</b>	12%	11%	16%	17%	20%	22%	17%	11%	10%	11%	11%	10%	11%
<b>Immigration</b>	6%	8%	7%	8%	7%	8%	10%	10%	13%	11%	10%	10%	9%
<b>Personal Debt</b>	11%	11%	10%	7%	6%	7%	7%	9%	10%	9%	11%	9%	7%
<b>Racism</b>	5%	6%	4%	5%	5%	5%	7%	6%	6%	10%	5%	6%	6%
<b>Taxation</b>	4%	5%	5%	5%	5%	7%	7%	5%	4%	5%	7%	3%	4%
<b>Defence</b>	2%	1%	1%	1%	2%	5%	4%	6%	4%	4%	4%	3%	2%
<b>Indigenous Issues</b>	1%	1%	1%	1%	1%	1%	2%	2%	2%	2%	3%	2%	1%





# IPSOS ISSUES MONITOR MARCH 2019

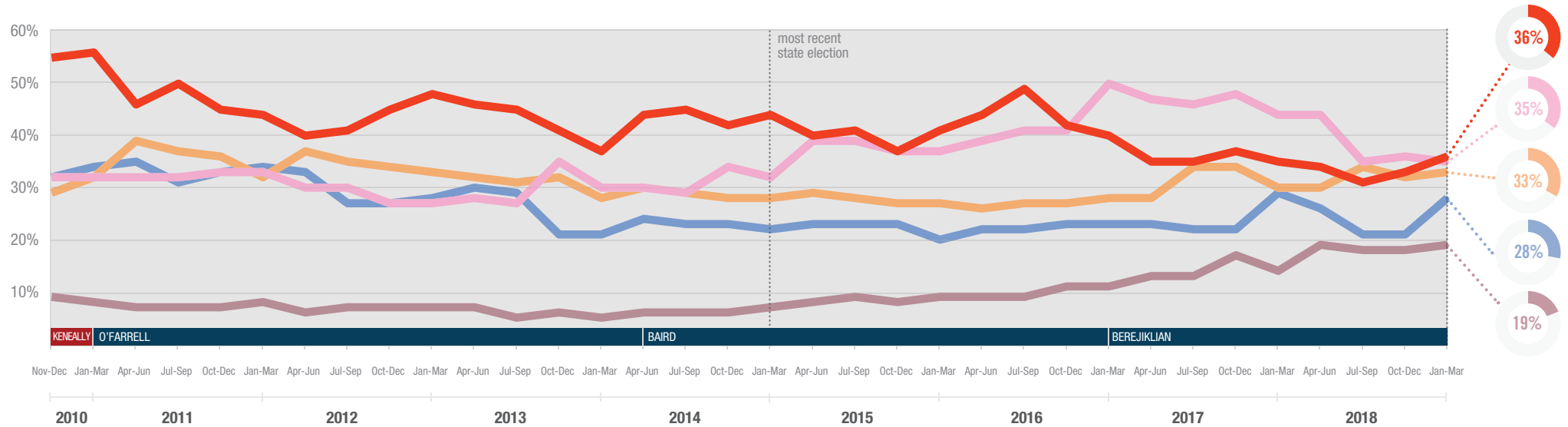
The top issues facing New South Wales

**David Elliott**  
Head of Ipsos Public Affairs NSW  
✉ david.elliott@ipsos.com  
☎ (02) 9900 5159

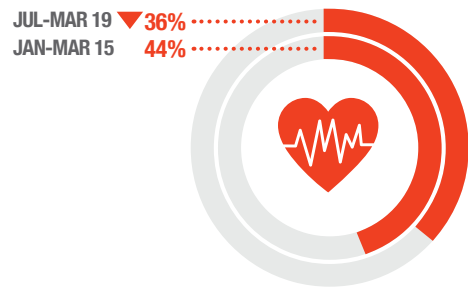
**Stuart Clark**  
Director  
✉ stuart.clark@ipsos.com  
☎ (02) 9900 5180



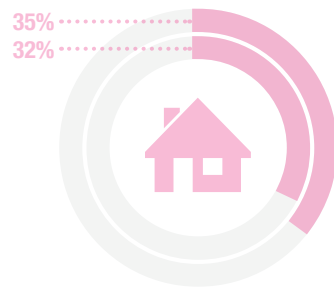
Each quarter we ask 1000 residents of New South Wales to select the three most important issues facing their state. The top five issues facing New South Wales between July and September 2018 are shown below. A summary of all issues facing New South Wales can be found overleaf. If you would like to know more about the Ipsos Issues Monitor, or Ipsos Public Affairs in New South Wales, please contact David Elliot or Stuart Clark.



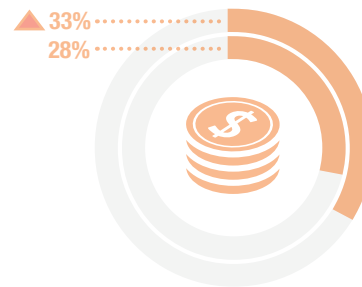
## Healthcare



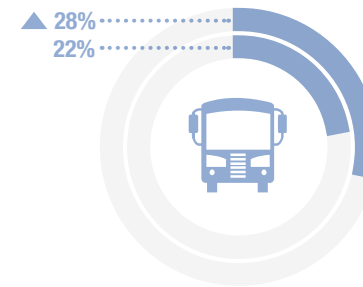
## Housing



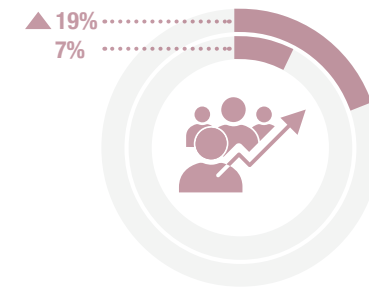
## Cost of Living



## Transport

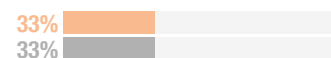
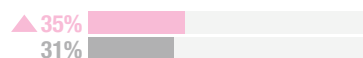


## Population



▲ ▼  
significant  
difference  
compared with  
most recent  
state election

▲ ▼  
significant  
difference  
compared with  
the rest of  
Australia










# IPSOS ISSUES MONITOR MARCH 2019

The top issues facing New South Wales

**David Elliott**  
Head of Ipsos Public Affairs NSW  
✉ david.elliott@ipsos.com  
☎ (02) 9900 5159

**Stuart Clark**  
Director  
✉ stuart.clark@ipsos.com  
☎ (02) 9900 5180



	2010	2011	2012	2013	2014	2015	2016	2017	2018	JAN-MAR 2019
 <b>Healthcare</b>	55%	49%	43%	45%	42%	41%	44%	37%	33%	36%
 <b>Housing</b>	32%	32%	30%	29%	30%	37%	39%	48%	40%	35%
 <b>Cost of Living</b>	29%	36%	34%	32%	29%	28%	27%	31%	32%	33%
 <b>Transport</b>	32%	33%	30%	27%	23%	23%	22%	22%	24%	28%
 <b>Population</b>	9%	7%	7%	6%	6%	8%	10%	13%	17%	19%
<b>Crime</b>	25%	25%	32%	33%	30%	24%	25%	22%	20%	19%
<b>Environment</b>	12%	10%	8%	9%	8%	9%	9%	9%	12%	18%
<b>Education</b>	17%	14%	17%	20%	20%	18%	19%	16%	15%	16%
<b>Drug Abuse</b>	12%	10%	11%	12%	14%	16%	16%	14%	13%	15%
<b>Immigration</b>	7%	8%	8%	10%	7%	9%	10%	11%	14%	12%
<b>Petrol Prices</b>	11%	19%	19%	16%	14%	10%	7%	9%	15%	12%
<b>Poverty</b>	6%	6%	7%	7%	10%	9%	10%	10%	13%	11%
<b>Unemployment</b>	10%	11%	16%	19%	25%	25%	21%	19%	14%	11%
<b>Personal Debt</b>	12%	11%	11%	8%	7%	7%	8%	10%	11%	10%
<b>The Economy</b>	15%	16%	16%	16%	18%	17%	14%	11%	11%	9%
<b>Taxation</b>	6%	6%	5%	5%	6%	7%	6%	6%	6%	5%
<b>Racism</b>	5%	4%	4%	5%	5%	6%	6%	5%	4%	4%
<b>Indigenous Issues</b>	4%	1%	1%	1%	2%	2%	2%	2%	2%	3%
<b>Defence</b>	1%	1%	1%	1%	3%	6%	6%	6%	4%	3%



# IPSOS ISSUES MONITOR JUNE 2019

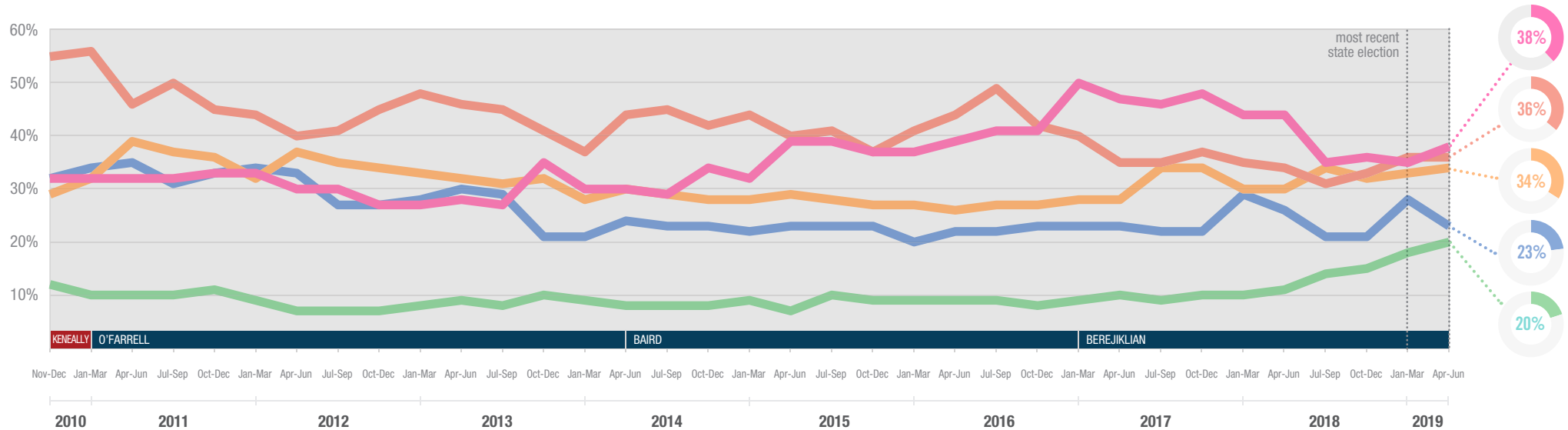
The top issues facing New South Wales

**David Elliott**  
Head of Ipsos Public Affairs NSW  
✉ david.elliott@ipsos.com  
☎ (02) 9900 5159

**Stuart Clark**  
Director  
✉ stuart.clark@ipsos.com  
☎ (02) 9900 5180

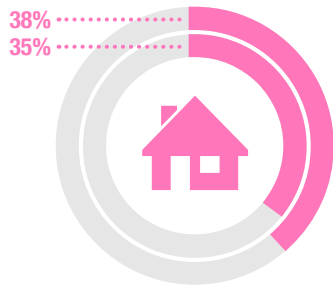


Each quarter we ask 1000 residents of New South Wales to select the three most important issues facing their state. The top five issues facing New South Wales between April and June 2019 are shown below. A summary of all issues facing New South Wales can be found overleaf. If you would like to know more about the Ipsos Issues Monitor - Australia's longest running ongoing survey of community concerns - please contact David Elliott or Stuart Clark.



## Housing

APR-JUN 19  
JAN-MAR 19



## Healthcare

36%  
36%



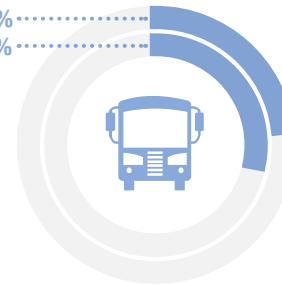
## Cost of Living

34%  
33%



## Transport

23%  
28%



## Environment

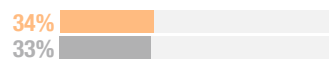
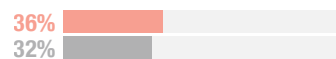
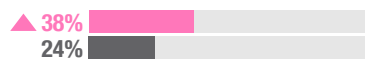
20%  
18%



▲▼  
significant  
difference  
compared  
with  
most recent  
state election

▲▼  
significant  
difference  
compared  
with the rest  
of  
Australia

NSW  
REST OF  
AUSTRALIA










# IPSOS ISSUES MONITOR JUNE 2019

The top issues facing New South Wales

**David Elliott**  
Head of Ipsos Public Affairs NSW  
✉ david.elliott@ipsos.com  
☎ (02) 9900 5159

**Stuart Clark**  
Director  
✉ stuart.clark@ipsos.com  
☎ (02) 9900 5180



	2010	2011	2012	2013	2014	2015	2016	2017	2018	JAN-MAR 2019	APR-JUN 2019
 <b>Housing</b>	32%	32%	30%	29%	30%	37%	39%	48%	40%	35%	38%
 <b>Healthcare</b>	55%	49%	43%	45%	42%	41%	44%	37%	33%	36%	36%
 <b>Cost of Living</b>	29%	36%	34%	32%	29%	28%	27%	31%	32%	33%	34%
 <b>Transport</b>	32%	33%	30%	27%	23%	23%	22%	22%	24%	28%	23%
 <b>Environment</b>	12%	10%	8%	9%	8%	9%	9%	9%	12%	18%	20%
<b>Crime</b>	25%	25%	32%	33%	30%	24%	25%	22%	20%	19%	18%
<b>Population</b>	9%	7%	7%	6%	6%	8%	10%	13%	17%	19%	17%
<b>Education</b>	17%	14%	17%	20%	20%	18%	19%	16%	15%	16%	14%
<b>Petrol Prices</b>	11%	19%	19%	16%	14%	10%	7%	9%	15%	12%	13%
<b>The Economy</b>	15%	16%	16%	16%	18%	17%	14%	11%	11%	9%	13%
<b>Poverty</b>	6%	6%	7%	7%	10%	9%	10%	10%	13%	11%	12%
<b>Unemployment</b>	10%	11%	16%	19%	25%	25%	21%	19%	14%	11%	12%
<b>Personal Debt</b>	12%	11%	11%	8%	7%	7%	8%	10%	11%	10%	12%
<b>Immigration</b>	7%	8%	8%	10%	7%	9%	10%	11%	14%	12%	12%
<b>Drug Abuse</b>	12%	10%	11%	12%	14%	16%	16%	14%	13%	15%	11%
<b>Taxation</b>	6%	6%	5%	5%	6%	7%	6%	6%	6%	5%	6%
<b>Racism</b>	5%	4%	4%	5%	5%	6%	6%	5%	4%	4%	3%
<b>Defence</b>	1%	1%	1%	1%	3%	6%	6%	6%	4%	3%	3%
<b>Indigenous Issues</b>	4%	1%	1%	1%	2%	2%	2%	2%	2%	3%	3%



# IPSOS ISSUES MONITOR SEPTEMBER 2019

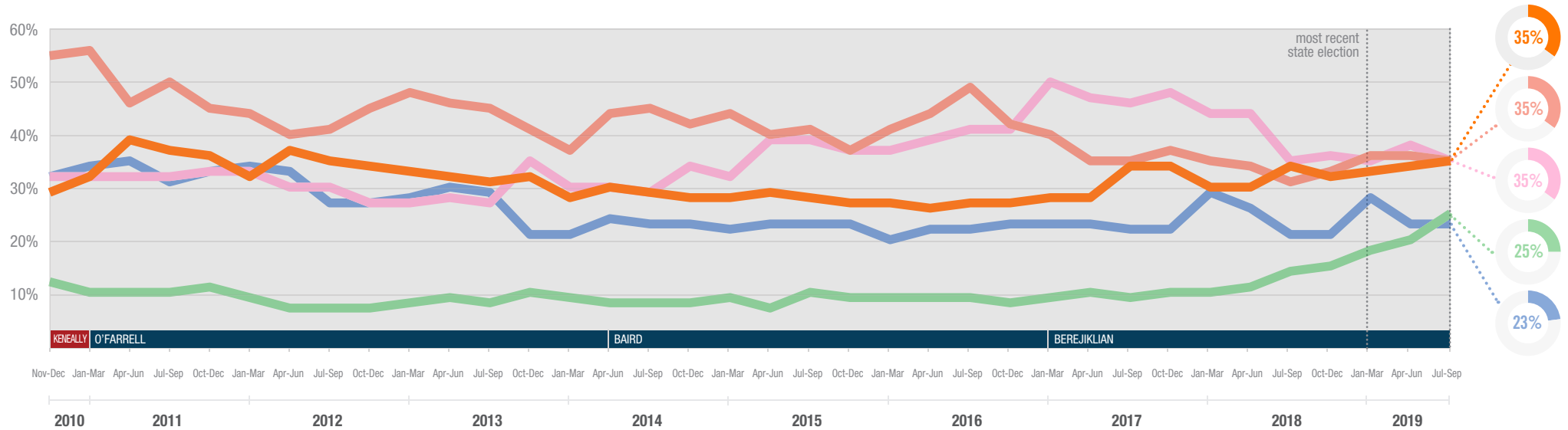
The top issues facing New South Wales

**David Elliott**  
Head of Ipsos Public Affairs NSW  
✉ david.elliott@ipsos.com  
☎ (02) 9900 5159

**Stuart Clark**  
Director  
✉ stuart.clark@ipsos.com  
☎ (02) 9900 5180

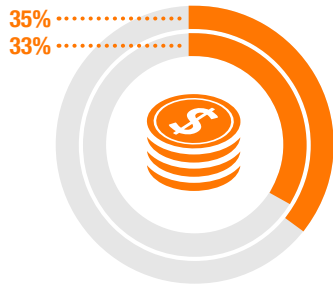


Each quarter we ask 1000 residents of New South Wales to select the three most important issues facing their state. The top five issues facing New South Wales between July and September 2019 are shown below. A summary of all issues facing New South Wales can be found overleaf. If you would like to know more about the Ipsos Issues Monitor, or Ipsos Public Affairs in New South Wales, please contact David Elliott or Stuart Clark.



## Cost of Living

JUL-SEP 19  
JAN-MAR 19



## Healthcare

35%  
36%



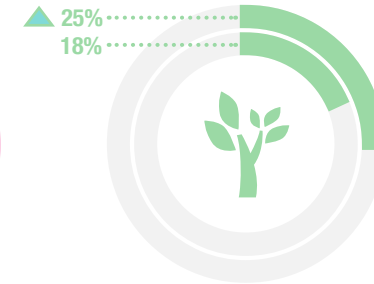
## Housing

35%  
35%



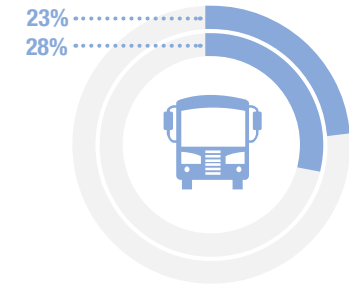
## Environment

25%  
18%

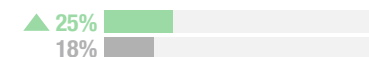

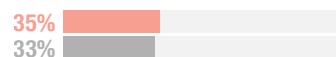


## Transport

23%  
28%



NSW  
REST OF  
AUSTRALIA



▲▼  
significant  
difference  
compared with  
most recent  
state election

▲▼  
significant  
difference  
compared with  
the rest of  
Australia








# IPSOS ISSUES MONITOR SEPTEMBER 2019

The top issues facing New South Wales

**David Elliott**  
Head of Ipsos Public Affairs NSW  
✉ david.elliott@ipsos.com  
☎ (02) 9900 5159

**Stuart Clark**  
Director  
✉ stuart.clark@ipsos.com  
☎ (02) 9900 5180



	2010	2011	2012	2013	2014	2015	2016	2017	2018	JAN-MAR 2019	APR-JUN 2019	JUL-SEP 2019
 <b>Cost of Living</b>	29%	36%	34%	32%	29%	28%	27%	31%	32%	33%	34%	35%
 <b>Healthcare</b>	55%	49%	43%	45%	42%	41%	44%	37%	33%	36%	36%	35%
 <b>Housing</b>	32%	32%	30%	29%	30%	37%	39%	48%	40%	35%	38%	35%
 <b>Environment</b>	12%	10%	8%	9%	8%	9%	9%	9%	12%	18%	20%	25%
 <b>Transport</b>	32%	33%	30%	27%	23%	23%	22%	22%	24%	28%	23%	23%
<b>Crime</b>	25%	25%	32%	33%	30%	24%	25%	22%	20%	19%	18%	19%
<b>Population</b>	9%	7%	7%	6%	6%	8%	10%	13%	17%	19%	17%	17%
<b>Poverty</b>	6%	6%	7%	7%	10%	9%	10%	10%	13%	11%	12%	14%
<b>Education</b>	17%	14%	17%	20%	20%	18%	19%	16%	15%	16%	14%	14%
<b>The Economy</b>	15%	16%	16%	16%	18%	17%	14%	11%	11%	9%	13%	13%
<b>Drug Abuse</b>	12%	10%	11%	12%	14%	16%	16%	14%	13%	15%	11%	13%
<b>Unemployment</b>	10%	11%	16%	19%	25%	25%	21%	19%	14%	11%	12%	12%
<b>Personal Debt</b>	12%	11%	11%	8%	7%	7%	8%	10%	11%	10%	12%	12%
<b>Immigration</b>	7%	8%	8%	10%	7%	9%	10%	11%	14%	12%	12%	10%
<b>Petrol Prices</b>	11%	19%	19%	16%	14%	10%	7%	9%	15%	12%	13%	10%
<b>Taxation</b>	6%	6%	5%	5%	6%	7%	6%	6%	6%	5%	6%	5%
<b>Racism</b>	5%	4%	4%	5%	5%	6%	6%	5%	4%	4%	3%	3%
<b>Defence</b>	1%	1%	1%	1%	3%	6%	6%	6%	4%	3%	3%	3%
<b>Indigenous Issues</b>	4%	1%	1%	1%	2%	2%	2%	2%	2%	3%	3%	2%



# IPSOS ISSUES MONITOR DECEMBER 2019

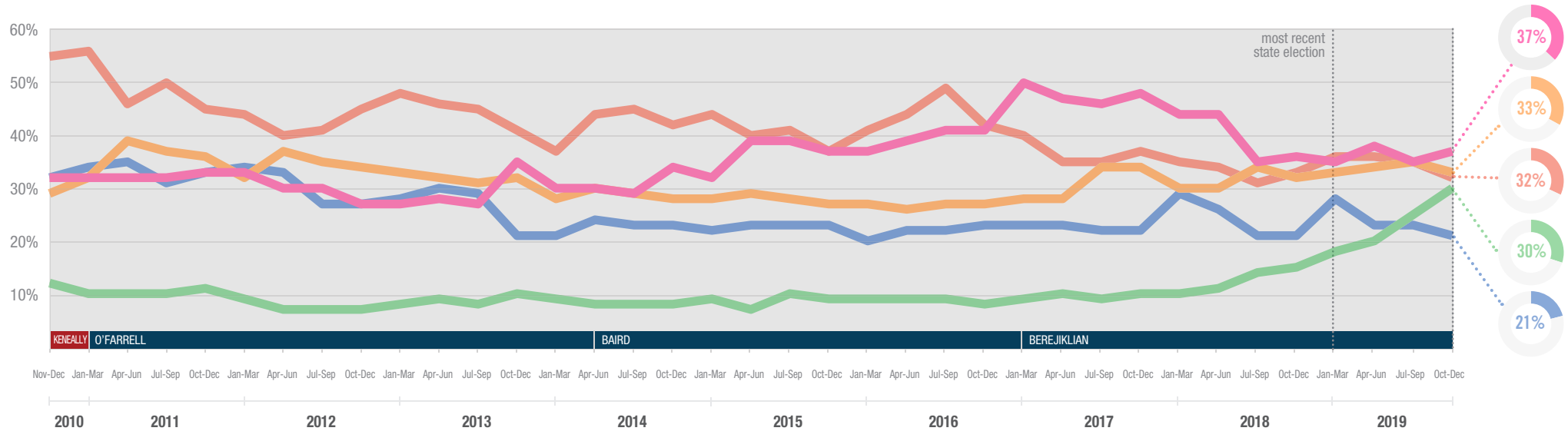
The top issues facing New South Wales

David Elliott  
Head of Ipsos Public Affairs NSW  
✉ david.elliott@ipsos.com  
☎ (02) 9900 5159

Stuart Clark  
Director  
✉ stuart.clark@ipsos.com  
☎ (02) 9900 5180

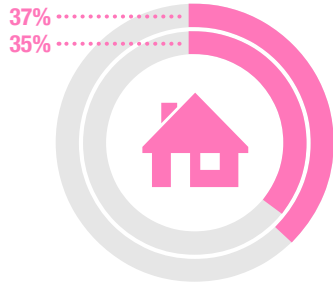


Each quarter we ask 1000 residents of New South Wales to select the three most important issues facing their state. The top five issues facing New South Wales between October and December 2019 are shown below. A summary of all issues facing New South Wales can be found overleaf. If you would like to know more about the Ipsos Issues Monitor, or Ipsos Public Affairs in New South Wales, please contact David Elliott or Stuart Clark.



## Housing

OCT-DEC 19  
JAN-MAR 19




## Cost of Living

33% 33%



## Healthcare

32% 36%



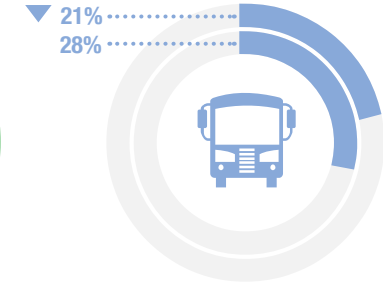
## Environment

30% 18%



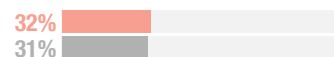
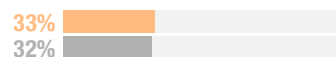
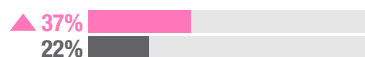
## Transport

21% 28%



▲▼  
significant  
difference  
compared  
with  
most recent  
state election

NSW  
REST OF  
AUSTRALIA



▲▼  
significant  
difference  
compared  
with the rest of  
Australia








# IPSOS ISSUES MONITOR DECEMBER 2019

The top issues facing New South Wales

David Elliott  
Head of Ipsos Public Affairs NSW  
✉ david.elliott@ipsos.com  
☎ (02) 9900 5159

Stuart Clark  
Director  
✉ stuart.clark@ipsos.com  
☎ (02) 9900 5180



		2010	2011	2012	2013	2014	2015	2016	2017	2018	JAN-MAR 2019	APR-JUN 2019	JUL-SEP 2019	OCT-DEC 2019
	<b>Housing</b>	32%	32%	30%	29%	30%	37%	39%	48%	40%	35%	38%	35%	37%
	<b>Cost of Living</b>	29%	36%	34%	32%	29%	28%	27%	31%	32%	33%	34%	35%	33%
	<b>Healthcare</b>	55%	49%	43%	45%	42%	41%	44%	37%	33%	36%	36%	35%	32%
	<b>Environment</b>	12%	10%	8%	9%	8%	9%	9%	9%	12%	18%	20%	25%	30%
	<b>Transport</b>	32%	33%	30%	27%	23%	23%	22%	22%	24%	28%	23%	23%	21%
	<b>Crime</b>	25%	25%	32%	33%	30%	24%	25%	22%	20%	19%	18%	19%	18%
	<b>Education</b>	17%	14%	17%	20%	20%	18%	19%	16%	15%	16%	14%	14%	16%
	<b>Population</b>	9%	7%	7%	6%	6%	8%	10%	13%	17%	19%	17%	17%	15%
	<b>Unemployment</b>	10%	11%	16%	19%	25%	25%	21%	19%	14%	11%	12%	12%	15%
	<b>Drug Abuse</b>	12%	10%	11%	12%	14%	16%	16%	14%	13%	15%	11%	13%	15%
	<b>Petrol Prices</b>	11%	19%	19%	16%	14%	10%	7%	9%	15%	12%	13%	10%	14%
	<b>Immigration</b>	7%	8%	8%	10%	7%	9%	10%	11%	14%	12%	12%	10%	12%
	<b>The Economy</b>	15%	16%	16%	16%	18%	17%	14%	11%	11%	9%	13%	13%	12%
	<b>Poverty</b>	6%	6%	7%	7%	10%	9%	10%	10%	13%	11%	12%	14%	11%
	<b>Personal Debt</b>	12%	11%	11%	8%	7%	7%	8%	10%	11%	10%	12%	12%	9%
	<b>Taxation</b>	6%	6%	5%	5%	6%	7%	6%	6%	6%	5%	6%	5%	5%
	<b>Indigenous Issues</b>	4%	1%	1%	1%	2%	2%	2%	2%	2%	3%	3%	2%	3%
	<b>Racism</b>	5%	4%	4%	5%	5%	6%	6%	5%	4%	4%	3%	3%	3%
	<b>Defence</b>	1%	1%	1%	1%	3%	6%	6%	6%	4%	3%	3%	3%	2%





# IPSOS ISSUES MONITOR MARCH 2019

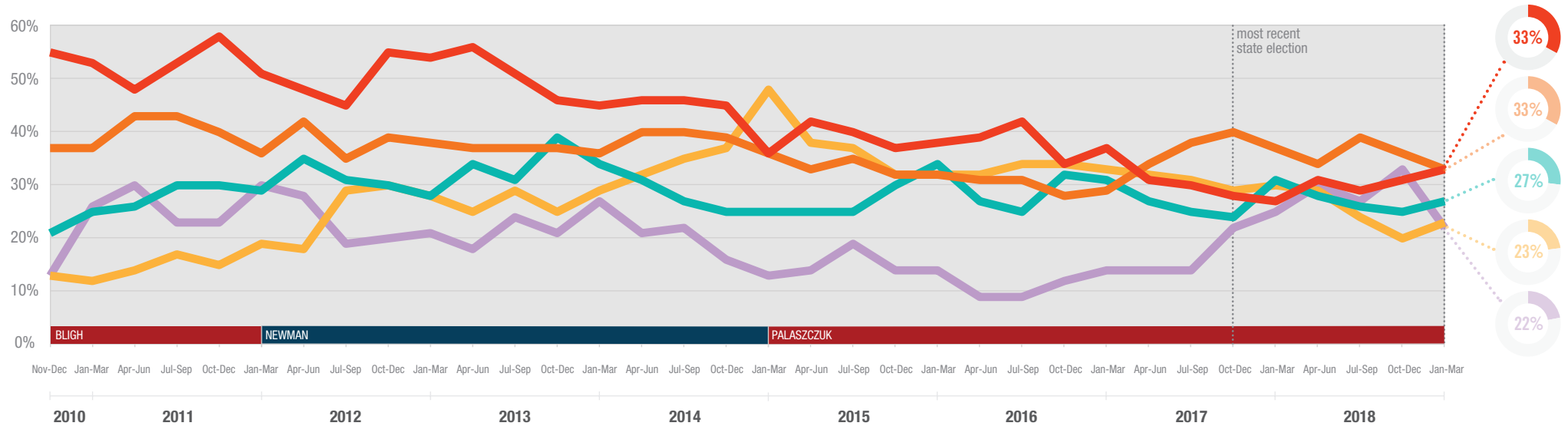
The top issues facing Queensland

**Kathy Benson**  
Director, Strategy & Research  
✉ kathy.benson@ipsos.com  
☎ (07) 3016 7662

**Kylie Brosnan**  
Head of Ipsos Public Affairs QLD  
✉ kylie.brosnan@ipsos.com  
☎ (07) 3016 7660

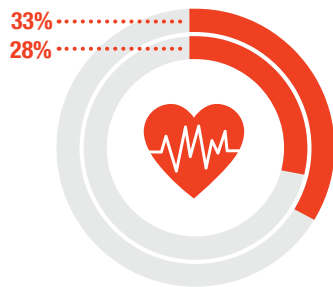


Each quarter we ask 600 Queenslanders to select the three most important issues facing their state. The top five issues facing Queensland between January and March 2019 are shown below. A summary of all issues facing Queensland can be found overleaf. If you would like to know more about the Ipsos Issues Monitor, or Ipsos Public Affairs in Queensland, please contact Kylie Brosnan or Kathy Benson.



## Healthcare

JAN-MAR 19  
OCT-DEC 17



## Cost of Living

33% 31%



## Crime

27% 24%



## Unemployment

23% 29%



## Petrol Prices

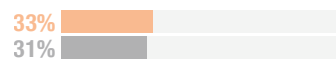
22% 22%



▲▼  
significant  
difference  
compared with  
most recent  
state election

▲▼  
significant  
difference  
compared with  
the rest of  
Australia

QLD  
REST OF  
AUSTRALIA










# IPSOS ISSUES MONITOR MARCH 2019

The top issues facing Queensland

**Kathy Benson**  
Director, Strategy & Research  
✉ kathy.benson@ipsos.com  
☎ (07) 3016 7662

**Kylie Brosnan**  
Head of Ipsos Public Affairs QLD  
✉ kylie.brosnan@ipsos.com  
☎ (07) 3016 7660



	2010	2011	2012	2013	2014	2015	2016	2017	2018	JAN-MAR 2019
 <b>Healthcare</b>	55%	53%	50%	52%	45%	38%	38%	31%	29%	33%
 <b>Cost of Living</b>	37%	40%	38%	37%	39%	34%	30%	35%	36%	33%
 <b>Crime</b>	21%	28%	31%	33%	29%	27%	30%	27%	28%	27%
 <b>Unemployment</b>	13%	14%	24%	27%	33%	39%	33%	31%	26%	23%
 <b>Petrol Prices</b>	13%	26%	24%	21%	21%	15%	11%	16%	29%	22%
<b>Environment</b>	13%	14%	10%	10%	9%	10%	11%	14%	14%	20%
<b>Housing</b>	24%	22%	18%	15%	15%	17%	19%	22%	20%	20%
<b>Drug Abuse</b>	10%	9%	9%	10%	10%	17%	21%	18%	18%	19%
<b>Transport</b>	17%	17%	15%	15%	12%	14%	17%	18%	16%	18%
<b>The Economy</b>	19%	21%	23%	24%	26%	30%	25%	22%	16%	16%
<b>Education</b>	21%	14%	17%	17%	18%	17%	16%	14%	13%	15%
<b>Immigration</b>	6%	7%	7%	7%	7%	6%	7%	8%	10%	10%
<b>Poverty</b>	9%	6%	6%	8%	9%	9%	11%	12%	11%	10%
<b>Personal Debt</b>	17%	11%	10%	10%	8%	7%	9%	9%	11%	10%
<b>Population</b>	12%	7%	5%	4%	4%	3%	5%	5%	8%	7%
<b>Taxation</b>	3%	5%	6%	5%	6%	5%	6%	6%	5%	7%
<b>Indigenous Issues</b>	5%	3%	3%	3%	3%	3%	4%	3%	3%	4%
<b>Racism</b>	3%	2%	2%	4%	3%	3%	4%	5%	3%	4%
<b>Defence</b>	1%	1%	1%	1%	2%	5%	3%	4%	3%	3%



# IPSOS ISSUES MONITOR JUNE 2019

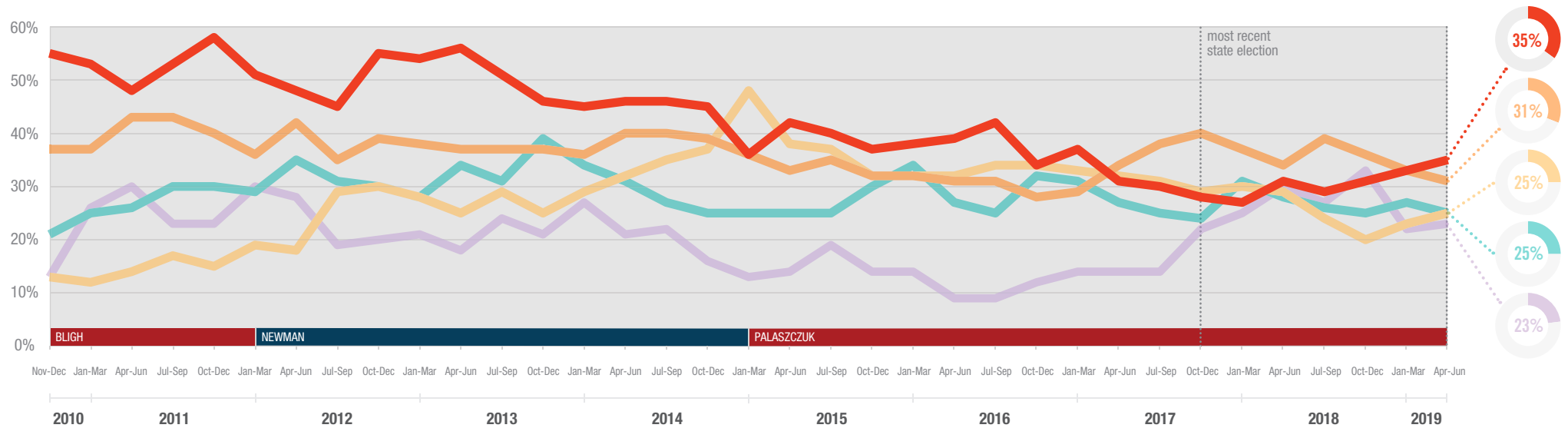
The top issues facing Queensland

**Kylie Brosnan**  
Head of Ipsos Public Affairs QLD  
✉ kylie.brosnan@ipsos.com  
☎ (07) 3016 7660

**Kathy Benson**  
Director, Strategy & Research  
✉ kathy.benson@ipsos.com  
☎ (07) 3016 7662

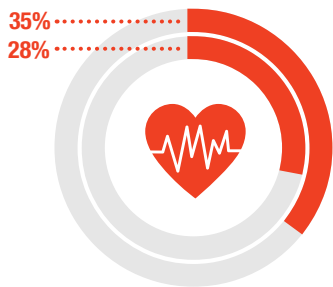


Each quarter we ask 600 Queenslanders to select the three most important issues facing their state. The top five issues facing Queensland between April and June 2019 are shown below. A summary of all issues facing Queensland can be found overleaf. If you would like to know more about the Ipsos Issues Monitor - Australia's longest running ongoing survey of community concerns - please contact Kylie Brosnan or Kathy Benson.



## Healthcare

APR-JUN 19  
OCT-DEC 17



## Cost of Living

31%  
40%



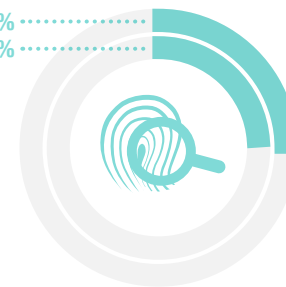
## Unemployment

25%  
29%



## Crime

25%  
24%



## Petrol Prices

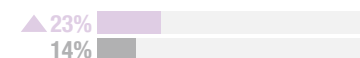

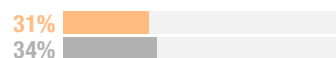
23%  
22%



▲▼  
significant  
difference  
compared with  
most recent  
state election

▲▼  
significant  
difference  
compared with  
the rest of  
Australia

QLD  
REST OF  
AUSTRALIA










# IPSOS ISSUES MONITOR JUNE 2019

The top issues facing Queensland

**Kylie Brosnan**  
Head of Ipsos Public Affairs QLD  
✉ kylie.brosnan@ipsos.com  
☎ (07) 3016 7660

**Kathy Benson**  
Director, Strategy & Research  
✉ kathy.benson@ipsos.com  
☎ (07) 3016 7662



	2010	2011	2012	2013	2014	2015	2016	2017	2018	JAN-MAR 2019	APR-JUN 2019
 <b>Healthcare</b>	55%	53%	50%	52%	45%	38%	38%	31%	29%	33%	35%
 <b>Cost of Living</b>	37%	40%	38%	37%	39%	34%	30%	35%	36%	33%	31%
 <b>Unemployment</b>	13%	14%	24%	27%	33%	39%	33%	31%	26%	23%	25%
 <b>Crime</b>	21%	28%	31%	33%	29%	27%	30%	27%	28%	27%	25%
 <b>Petrol Prices</b>	13%	26%	24%	21%	21%	15%	11%	16%	29%	22%	23%
<b>Housing</b>	24%	22%	18%	15%	15%	17%	19%	22%	20%	20%	21%
<b>Environment</b>	13%	14%	10%	10%	9%	10%	11%	14%	14%	20%	20%
<b>Transport</b>	17%	17%	15%	15%	12%	14%	17%	18%	16%	18%	19%
<b>The Economy</b>	19%	21%	23%	24%	26%	30%	25%	22%	16%	16%	18%
<b>Drug Abuse</b>	10%	9%	9%	10%	10%	17%	21%	18%	18%	19%	13%
<b>Education</b>	21%	14%	17%	17%	18%	17%	16%	14%	13%	15%	13%
<b>Poverty</b>	9%	6%	6%	8%	9%	9%	11%	12%	11%	10%	11%
<b>Immigration</b>	6%	7%	7%	7%	7%	6%	7%	8%	10%	10%	11%
<b>Personal Debt</b>	17%	11%	10%	10%	8%	7%	9%	9%	11%	10%	11%
<b>Population</b>	12%	7%	5%	4%	4%	3%	5%	5%	8%	7%	7%
<b>Taxation</b>	3%	5%	6%	5%	6%	5%	6%	6%	5%	7%	6%
<b>Indigenous Issues</b>	5%	3%	3%	3%	3%	3%	4%	3%	3%	4%	4%
<b>Racism</b>	3%	2%	2%	4%	3%	3%	4%	5%	3%	4%	4%
<b>Defence</b>	1%	1%	1%	1%	2%	5%	3%	4%	3%	3%	3%



# IPSOS ISSUES MONITOR SEPTEMBER 2019

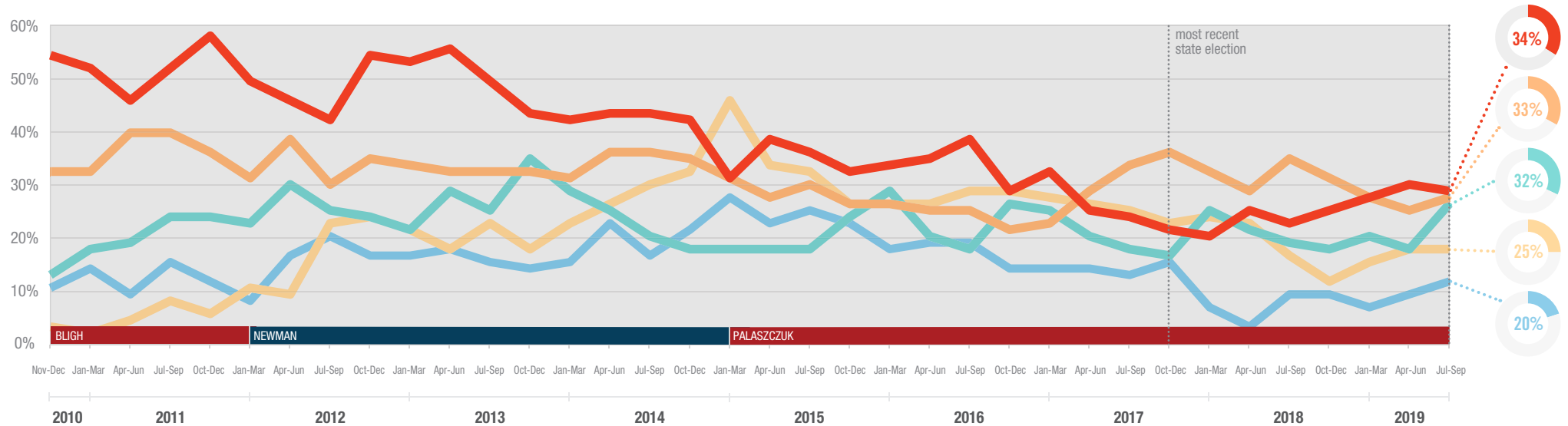
The top issues facing Queensland

**Kylie Brosnan**  
Head of Ipsos Public Affairs QLD  
✉ kylie.brosnan@ipsos.com  
☎ (07) 3016 7660

**Kathy Benson**  
Director, Strategy & Research  
✉ kathy.benson@ipsos.com  
☎ (07) 3016 7662

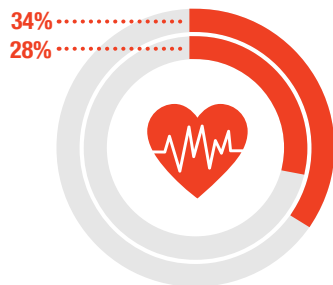


Each quarter we ask 600 Queenslanders to select the three most important issues facing their state. The top five issues facing Queensland between July and September 2019 are shown below. A summary of all issues facing Queensland can be found overleaf. If you would like to know more about the Ipsos Issues Monitor, or Ipsos Public Affairs in Queensland, please contact Kylie Brosnan or Kathy Benson.



## Healthcare

JUL-SEP 19  
OCT-DEC 17



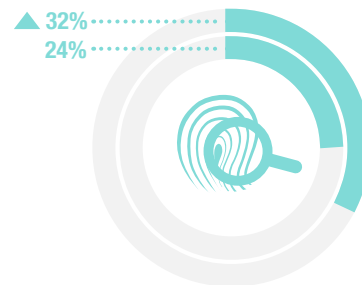
## Cost of Living

33% 40%



## Crime

32% 24%



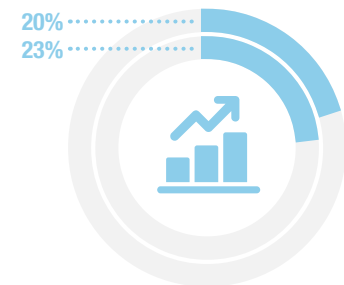
## Unemployment

25% 29%



## The Economy

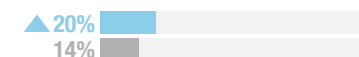
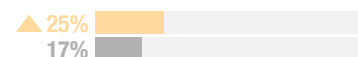
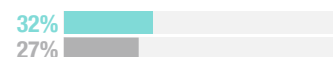
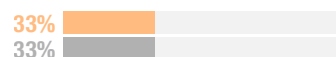
20% 23%



▲▼  
significant  
difference  
compared with  
most recent  
state election

▲▼  
significant  
difference  
compared with  
the rest of  
Australia

QLD  
REST OF  
AUSTRALIA










# IPSOS ISSUES MONITOR SEPTEMBER 2019

The top issues facing Queensland

**Kylie Brosnan**  
Head of Ipsos Public Affairs QLD  
✉ kylie.brosnan@ipsos.com  
☎ (07) 3016 7660

**Kathy Benson**  
Director, Strategy & Research  
✉ kathy.benson@ipsos.com  
☎ (07) 3016 7662



	2010	2011	2012	2013	2014	2015	2016	2017	2018	JAN-MAR 2019	APR-JUN 2019	JUL-SEP 2019
 <b>Healthcare</b>	55%	53%	50%	52%	45%	38%	38%	31%	29%	33%	35%	34%
 <b>Cost of Living</b>	37%	40%	38%	37%	39%	34%	30%	35%	36%	33%	31%	33%
 <b>Crime</b>	21%	28%	31%	33%	29%	27%	30%	27%	28%	27%	25%	32%
 <b>Unemployment</b>	13%	14%	24%	27%	33%	39%	33%	31%	26%	23%	25%	25%
 <b>The Economy</b>	19%	21%	23%	24%	26%	30%	25%	22%	16%	16%	18%	20%
<b>Environment</b>	13%	14%	10%	10%	9%	10%	11%	14%	14%	20%	20%	20%
<b>Drug Abuse</b>	10%	9%	9%	10%	10%	17%	21%	18%	18%	19%	13%	19%
<b>Transport</b>	17%	17%	15%	15%	12%	14%	17%	18%	16%	18%	19%	18%
<b>Petrol Prices</b>	13%	26%	24%	21%	21%	15%	11%	16%	29%	22%	23%	18%
<b>Housing</b>	24%	22%	18%	15%	15%	17%	19%	22%	20%	20%	21%	16%
<b>Poverty</b>	9%	6%	6%	8%	9%	9%	11%	12%	11%	10%	11%	14%
<b>Education</b>	21%	14%	17%	17%	18%	17%	16%	14%	13%	15%	13%	12%
<b>Personal Debt</b>	17%	11%	10%	10%	8%	7%	9%	9%	11%	10%	11%	12%
<b>Population</b>	12%	7%	5%	4%	4%	3%	5%	5%	8%	7%	7%	8%
<b>Immigration</b>	6%	7%	7%	7%	7%	6%	7%	8%	10%	10%	11%	6%
<b>Taxation</b>	3%	5%	6%	5%	6%	5%	6%	6%	5%	7%	6%	5%
<b>Indigenous Issues</b>	5%	3%	3%	3%	3%	3%	4%	3%	3%	4%	4%	4%
<b>Racism</b>	3%	2%	2%	4%	3%	3%	4%	5%	3%	4%	4%	4%
<b>Defence</b>	1%	1%	1%	1%	2%	5%	3%	4%	3%	3%	3%	1%



# IPSOS ISSUES MONITOR DECEMBER 2019

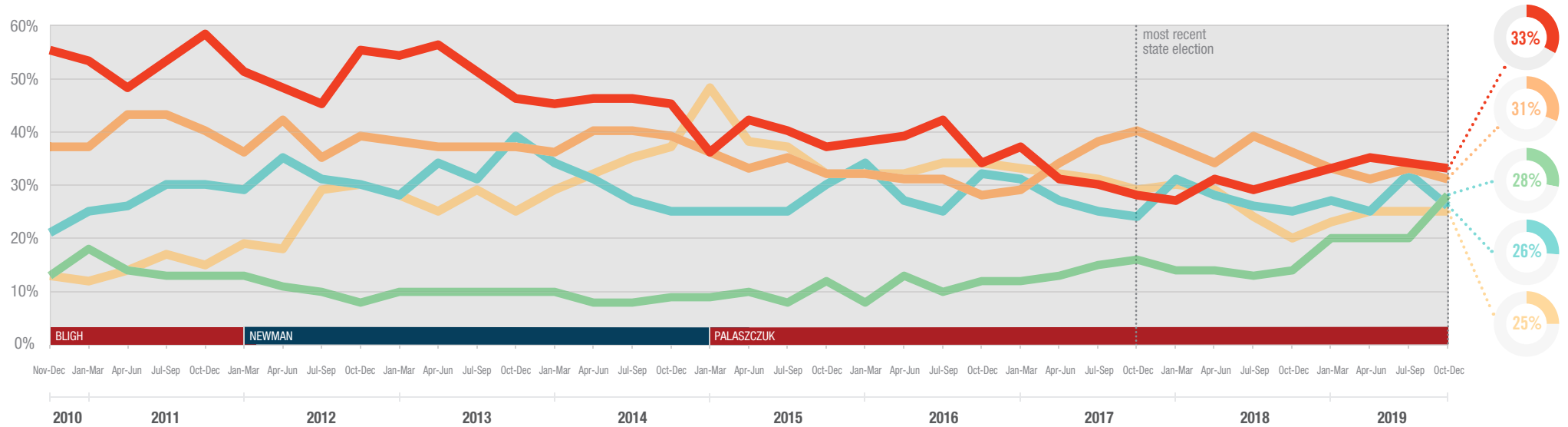
The top issues facing Queensland

Kylie Brosnan  
Head of Ipsos Public Affairs QLD  
✉ kylie.brosnan@ipsos.com  
☎ (07) 3016 7660

Kathy Benson  
Director, Strategy & Research  
✉ kathy.benson@ipsos.com  
☎ (07) 3016 7662

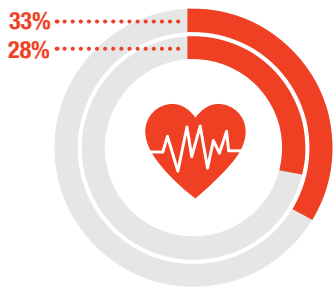


Each quarter we ask 600 Queenslanders to select the three most important issues facing their state. The top five issues facing Queensland between October and December 2019 are shown below. A summary of all issues facing Queensland can be found overleaf. If you would like to know more about the Ipsos Issues Monitor, or Ipsos Public Affairs in Queensland, please contact Kylie Brosnan or Kathy Benson.

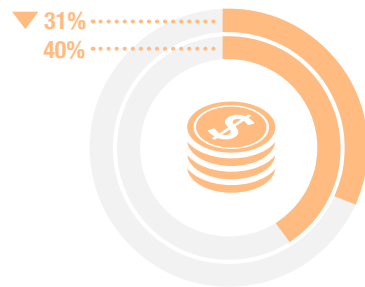


## Healthcare

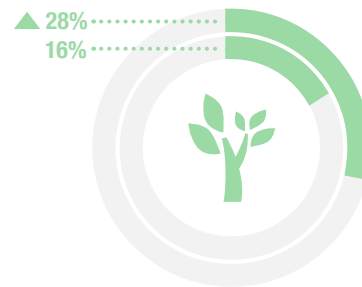
OCT-DEC 19  
OCT-DEC 17



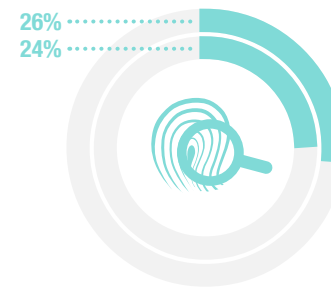
## Cost of Living



## Environment



## Crime



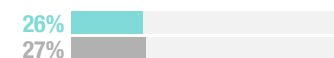

## Unemployment



▲▼  
significant  
difference  
compared with  
most recent  
state election

▲▼  
significant  
difference  
compared with  
the rest of  
Australia

QLD  
REST OF  
AUSTRALIA










# IPSOS ISSUES MONITOR DECEMBER 2019

The top issues facing Queensland

Kylie Brosnan  
Head of Ipsos Public Affairs QLD  
✉ kylie.brosnan@ipsos.com  
☎ (07) 3016 7660

Kathy Benson  
Director, Strategy & Research  
✉ kathy.benson@ipsos.com  
☎ (07) 3016 7662



	2010	2011	2012	2013	2014	2015	2016	2017	2018	JAN-MAR 2019	APR-JUN 2019	JUL-SEP 2019	OCT-DEC 2019
 <b>Healthcare</b>	55%	53%	50%	52%	45%	38%	38%	31%	29%	33%	35%	34%	33%
 <b>Cost of Living</b>	37%	40%	38%	37%	39%	34%	30%	35%	36%	33%	31%	33%	31%
 <b>Environment</b>	13%	14%	10%	10%	9%	10%	11%	14%	14%	20%	20%	20%	28%
 <b>Crime</b>	21%	28%	31%	33%	29%	27%	30%	27%	28%	27%	25%	32%	26%
 <b>Unemployment</b>	13%	14%	24%	27%	33%	39%	33%	31%	26%	23%	25%	25%	25%
<b>Petrol Prices</b>	13%	26%	24%	21%	21%	15%	11%	16%	29%	22%	23%	18%	22%
<b>The Economy</b>	19%	21%	23%	24%	26%	30%	25%	22%	16%	16%	18%	20%	20%
<b>Drug Abuse</b>	10%	9%	9%	10%	10%	17%	21%	18%	18%	19%	13%	19%	20%
<b>Housing</b>	24%	22%	18%	15%	15%	17%	19%	22%	20%	20%	21%	16%	18%
<b>Transport</b>	17%	17%	15%	15%	12%	14%	17%	18%	16%	18%	19%	18%	17%
<b>Poverty</b>	9%	6%	6%	8%	9%	9%	11%	12%	11%	10%	11%	14%	12%
<b>Education</b>	21%	14%	17%	17%	18%	17%	16%	14%	13%	15%	13%	12%	12%
<b>Personal Debt</b>	17%	11%	10%	10%	8%	7%	9%	9%	11%	10%	11%	12%	11%
<b>Population</b>	12%	7%	5%	4%	4%	3%	5%	5%	8%	7%	7%	8%	7%
<b>Immigration</b>	6%	7%	7%	7%	7%	6%	7%	8%	10%	10%	11%	6%	6%
<b>Taxation</b>	3%	5%	6%	5%	6%	5%	6%	6%	5%	7%	6%	5%	5%
<b>Racism</b>	3%	2%	2%	4%	3%	3%	4%	5%	3%	4%	4%	4%	3%
<b>Indigenous Issues</b>	5%	3%	3%	3%	3%	3%	4%	3%	3%	4%	4%	4%	3%
<b>Defence</b>	1%	1%	1%	1%	2%	5%	3%	4%	3%	3%	3%	1%	1%





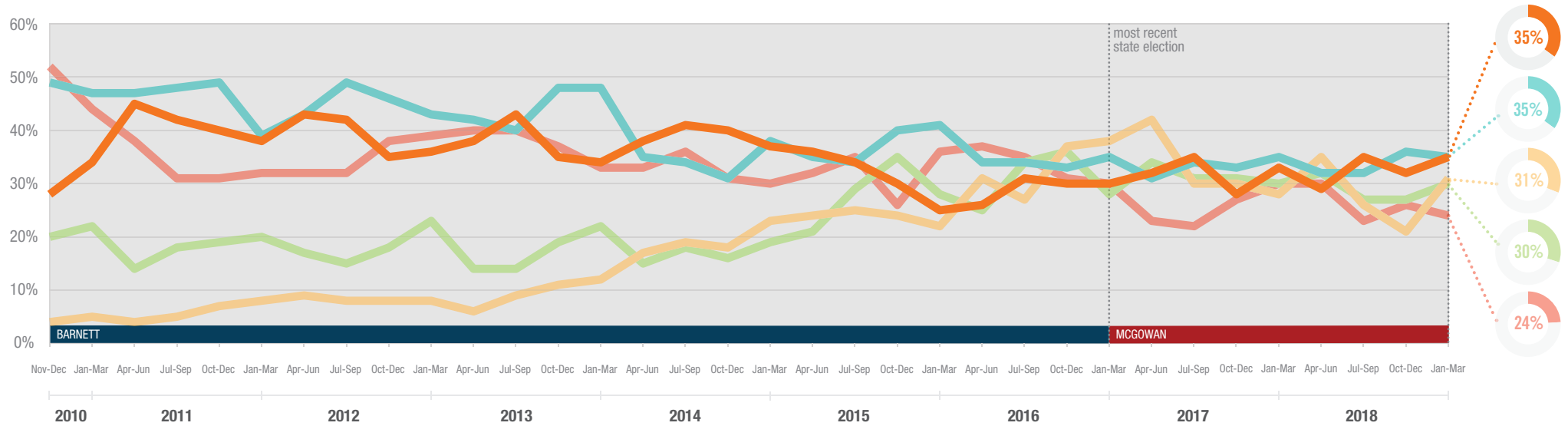
# IPSOS ISSUES MONITOR MARCH 2019

The top issues facing Western Australia

Shaun Griffin  
General Manager WA  
✉ shaun.griffin@ipsos.com  
☎ (08) 9463 0761

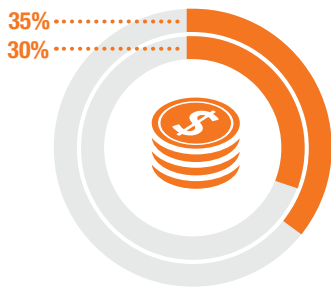


Each quarter we ask 300 Western Australians to select the three most important issues facing their state. The top five issues facing Western Australia between January and March 2019 are shown below. A summary of all issues facing Western Australia can be found overleaf. If you would like to know more about the Ipsos Issues Monitor, or Ipsos Public Affairs in Western Australia, please contact Shaun Griffin.



## Cost of Living

JAN-MAR 19  
JAN-MAR 17



## Crime

35%  
35%



## Unemployment

31%  
38%



## Drug Abuse

30%  
28%




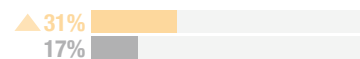
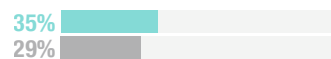
## Healthcare

24%  
30%



▲▼  
significant  
difference  
compared with  
most recent  
state election

WA  
REST OF  
AUSTRALIA



▲▲  
concern  
significantly  
higher or lower  
compared to rest  
of Australia








# IPSOS ISSUES MONITOR MARCH 2019

The top issues facing Western Australia

**Shaun Griffin**  
General Manager WA  
✉ shaun.griffin@ipsos.com  
☎ (08) 9463 0761



	2010	2011	2012	2013	2014	2015	2016	2017	2018	JAN-MAR 2019
 <b>Cost of Living</b>	28%	40%	39%	38%	38%	34%	28%	31%	32%	35%
 <b>Crime</b>	49%	48%	44%	43%	37%	37%	36%	33%	34%	35%
 <b>Unemployment</b>	4%	5%	8%	9%	16%	24%	29%	35%	28%	31%
 <b>Drug Abuse</b>	20%	18%	18%	18%	18%	26%	31%	31%	29%	30%
 <b>Healthcare</b>	52%	36%	34%	39%	33%	31%	35%	25%	27%	24%
<b>Housing</b>	24%	31%	32%	33%	27%	23%	19%	23%	19%	20%
<b>The Economy</b>	8%	9%	11%	13%	21%	28%	31%	30%	25%	17%
<b>Environment</b>	24%	19%	17%	12%	9%	8%	9%	8%	11%	15%
<b>Transport</b>	6%	12%	15%	21%	18%	18%	16%	14%	10%	14%
<b>Poverty</b>	7%	7%	9%	8%	10%	9%	9%	9%	11%	13%
<b>Personal Debt</b>	15%	12%	10%	9%	8%	8%	8%	12%	13%	12%
<b>Petrol Prices</b>	7%	17%	14%	11%	12%	7%	6%	7%	15%	11%
<b>Immigration</b>	19%	16%	14%	11%	10%	8%	8%	8%	10%	10%
<b>Taxation</b>	4%	5%	6%	4%	7%	8%	7%	6%	6%	9%
<b>Education</b>	13%	10%	12%	16%	19%	13%	14%	11%	12%	8%
<b>Indigenous Issues</b>	5%	4%	6%	4%	3%	4%	3%	3%	3%	5%
<b>Population</b>	6%	3%	6%	6%	6%	5%	6%	4%	6%	4%
<b>Defence</b>	3%	1%	2%	2%	3%	4%	3%	3%	3%	3%
<b>Racism</b>	8%	5%	4%	3%	3%	4%	4%	5%	4%	3%



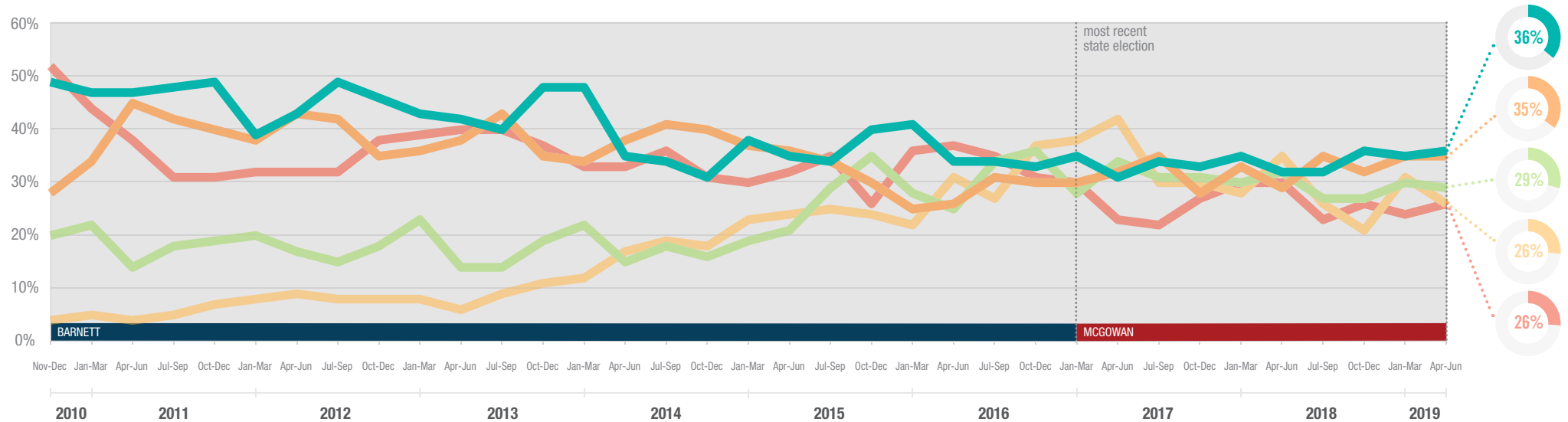
# IPSOS ISSUES MONITOR JUNE 2019

The top issues facing Western Australia

Shaun Griffin  
General Manager WA  
✉ shaun.griffin@ipsos.com  
☎ (08) 9463 0761

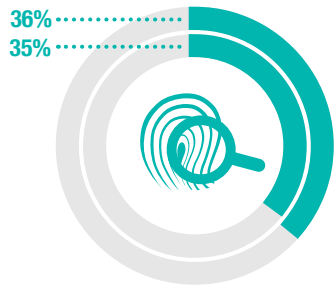


Each quarter we ask 300 Western Australians to select the three most important issues facing their state. The top five issues facing Western Australia between April and June 2019 are shown below. A summary of all issues facing Western Australia can be found overleaf. If you would like to know more about the Ipsos Issues Monitor - Australia's longest running ongoing survey of community concerns - please contact Shaun Griffin.



## Crime

JUL-SEP 18  
JAN-MAR 18



## Cost of Living

35%  
30%



## Drug Abuse

29%  
28%



## Unemployment

26%  
38%



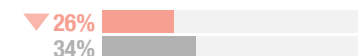


## Healthcare

26%  
30%



▲▼  
significant  
difference  
compared with  
most recent  
state election

WA  
REST OF  
AUSTRALIA



▲▼  
significant  
difference  
compared with  
the rest of  
Australia



# IPSOS ISSUES MONITOR JUNE 2019

The top issues facing Western Australia






Shaun Griffin

General Manager WA

✉ shaun.griffin@ipsos.com

📞 (08) 9463 0761



	2010	2011	2012	2013	2014	2015	2016	2017	2018	JAN-MAR 2019	APR-JUN 2019
 <b>Crime</b>	49%	48%	44%	43%	37%	37%	36%	33%	34%	35%	36%
 <b>Cost of Living</b>	28%	40%	39%	38%	38%	34%	28%	31%	32%	35%	35%
 <b>Drug Abuse</b>	20%	18%	18%	18%	18%	26%	31%	31%	29%	30%	29%
 <b>Unemployment</b>	4%	5%	8%	9%	16%	24%	29%	35%	28%	31%	26%
 <b>Healthcare</b>	52%	36%	34%	39%	33%	31%	35%	25%	27%	24%	26%
<b>Housing</b>	24%	31%	32%	33%	27%	23%	19%	23%	19%	20%	21%
<b>The Economy</b>	8%	9%	11%	13%	21%	28%	31%	30%	25%	17%	20%
<b>Environment</b>	24%	19%	17%	12%	9%	8%	9%	8%	11%	15%	17%
<b>Poverty</b>	7%	7%	9%	8%	10%	9%	9%	9%	11%	13%	15%
<b>Petrol Prices</b>	7%	17%	14%	11%	12%	7%	6%	7%	15%	11%	12%
<b>Immigration</b>	19%	16%	14%	11%	10%	8%	8%	8%	10%	10%	11%
<b>Education</b>	13%	10%	12%	16%	19%	13%	14%	11%	12%	8%	10%
<b>Personal Debt</b>	15%	12%	10%	9%	8%	8%	8%	12%	13%	12%	9%
<b>Transport</b>	6%	12%	15%	21%	18%	18%	16%	14%	10%	14%	9%
<b>Population</b>	6%	3%	6%	6%	6%	5%	6%	4%	6%	4%	7%
<b>Taxation</b>	4%	5%	6%	4%	7%	8%	7%	6%	6%	9%	7%
<b>Indigenous Issues</b>	5%	4%	6%	4%	3%	4%	3%	3%	3%	5%	5%
<b>Racism</b>	8%	5%	4%	3%	3%	4%	4%	5%	4%	3%	4%
<b>Defence</b>	3%	1%	2%	2%	3%	4%	3%	3%	3%	3%	2%



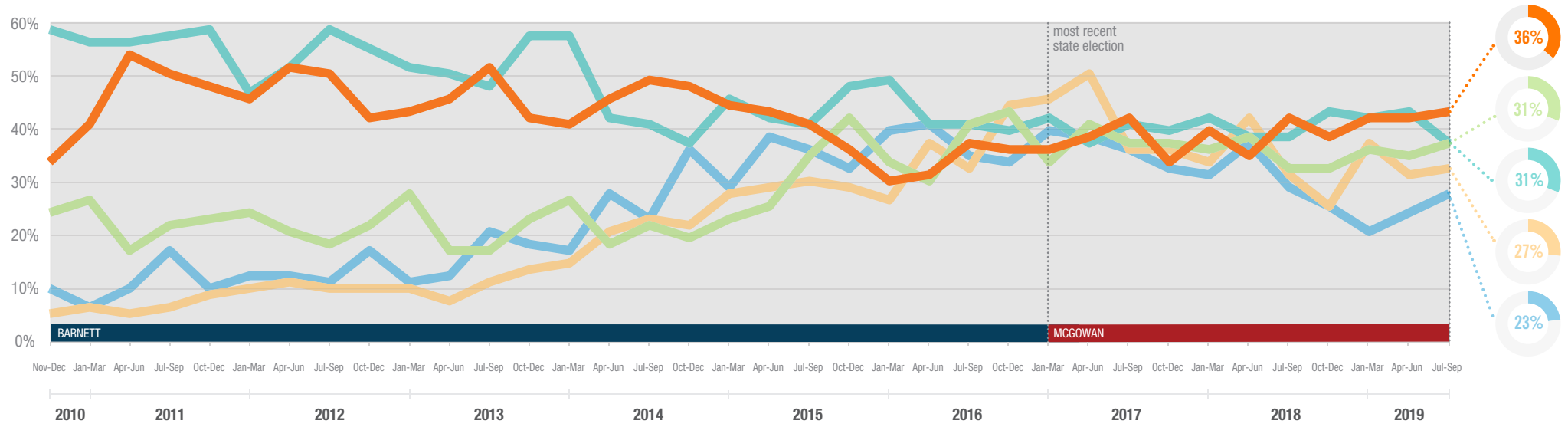
# IPSOS ISSUES MONITOR SEPTEMBER 2019

The top issues facing Western Australia

Shaun Griffin  
General Manager WA  
✉ shaun.griffin@ipsos.com  
☎ (08) 9463 0761

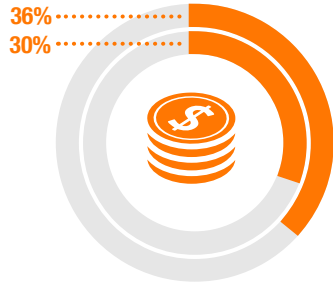


Each quarter we ask 300 Western Australians to select the three most important issues facing their state. The top five issues facing Western Australia between July and September 2019 are shown below. A summary of all issues facing Western Australia can be found overleaf. If you would like to know more about the Ipsos Issues Monitor, or Ipsos Public Affairs in Western Australia, please contact Shaun Griffin.



## Cost of Living

JUL-SEP 19  
JAN-MAR 17



## Drug Abuse

31%  
28%



## Crime

31%  
35%



## Unemployment

27%  
38%



## The Economy

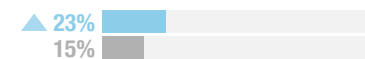

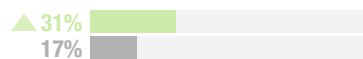
23%  
33%



▲▼  
significant  
difference  
compared with  
most recent  
state election

▲▼  
significant  
difference  
compared with  
the rest of  
Australia

WA  
REST OF  
AUSTRALIA





# IPSOS ISSUES MONITOR SEPTEMBER 2019

The top issues facing Western Australia






Shaun Griffin

General Manager WA

✉ shaun.griffin@ipsos.com

☎ (08) 9463 0761



	2010	2011	2012	2013	2014	2015	2016	2017	2018	JAN-MAR 2019	APR-JUN 2019	JUL-SEP 2019
 <b>Cost of Living</b>	28%	40%	39%	38%	38%	34%	28%	31%	32%	35%	35%	36%
 <b>Drug Abuse</b>	20%	18%	18%	18%	18%	26%	31%	31%	29%	30%	29%	31%
 <b>Crime</b>	49%	48%	44%	43%	37%	37%	36%	33%	34%	35%	36%	31%
 <b>Unemployment</b>	4%	5%	8%	9%	16%	24%	29%	35%	28%	31%	26%	27%
 <b>The Economy</b>	8%	9%	11%	13%	21%	28%	31%	30%	25%	17%	20%	23%
<b>Healthcare</b>	52%	36%	34%	39%	33%	31%	35%	25%	27%	24%	26%	23%
<b>Housing</b>	24%	31%	32%	33%	27%	23%	19%	23%	19%	20%	21%	21%
<b>Environment</b>	24%	19%	17%	12%	9%	8%	9%	8%	11%	15%	17%	19%
<b>Poverty</b>	7%	7%	9%	8%	10%	9%	9%	9%	11%	13%	15%	13%
<b>Personal Debt</b>	15%	12%	10%	9%	8%	8%	8%	12%	13%	12%	9%	13%
<b>Transport</b>	6%	12%	15%	21%	18%	18%	16%	14%	10%	14%	9%	11%
<b>Immigration</b>	19%	16%	14%	11%	10%	8%	8%	8%	10%	10%	11%	11%
<b>Petrol Prices</b>	7%	17%	14%	11%	12%	7%	6%	7%	15%	11%	12%	11%
<b>Taxation</b>	4%	5%	6%	4%	7%	8%	7%	6%	6%	9%	7%	8%
<b>Education</b>	13%	10%	12%	16%	19%	13%	14%	11%	12%	8%	10%	6%
<b>Indigenous Issues</b>	5%	4%	6%	4%	3%	4%	3%	3%	3%	5%	5%	5%
<b>Racism</b>	8%	5%	4%	3%	3%	4%	4%	5%	4%	3%	4%	4%
<b>Population</b>	6%	3%	6%	6%	6%	5%	6%	4%	6%	4%	7%	4%
<b>Defence</b>	3%	1%	2%	2%	3%	4%	3%	3%	3%	3%	2%	3%



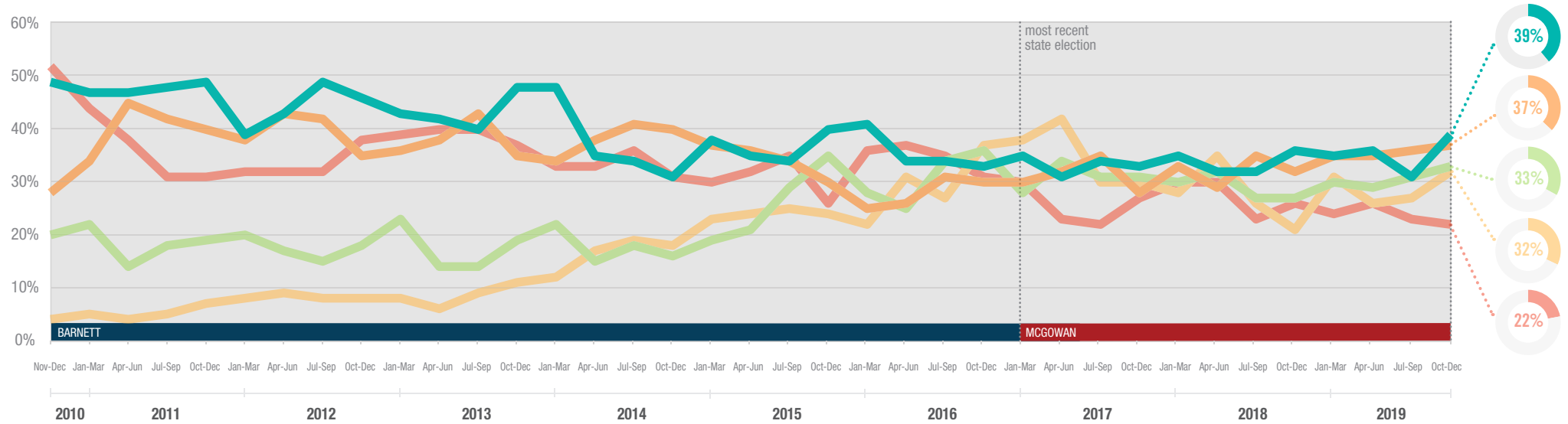
# IPSOS ISSUES MONITOR DECEMBER 2019

The top issues facing Western Australia

Shaun Griffin  
General Manager WA  
✉ shaun.griffin@ipsos.com  
☎ (08) 9463 0761

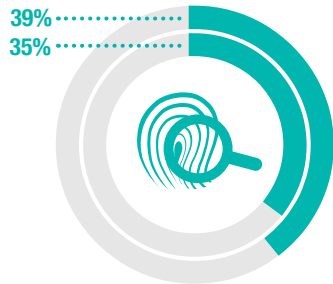


Each quarter we ask 300 Western Australians to select the three most important issues facing their state. The top five issues facing Western Australia between October and December 2019 are shown below. A summary of all issues facing Western Australia can be found overleaf. If you would like to know more about the Ipsos Issues Monitor, or Ipsos Public Affairs in Western Australia, please contact Shaun Griffin.



## Crime

OCT-DEC 19  
JAN-MAR 17



## Cost of Living

37%  
30%



## Drug Abuse

33%  
28%



## Unemployment

32%  
38%




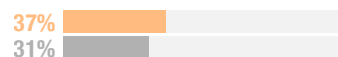
## Healthcare

22%  
30%



▲▼  
significant  
difference  
compared  
with  
most recent  
state election

WA  
REST OF  
AUSTRALIA



▲▼  
significant  
difference  
compared  
with the rest of  
Australia








# IPSOS ISSUES MONITOR DECEMBER 2019

The top issues facing Western Australia

Shaun Griffin  
General Manager WA  
✉ shaun.griffin@ipsos.com  
📞 (08) 9463 0761



	2010	2011	2012	2013	2014	2015	2016	2017	2018	JAN-MAR 2019	APR-JUN 2019	JUL-SEP 2019	OCT-DEC 2019
 <b>Crime</b>	49%	48%	44%	43%	37%	37%	36%	33%	34%	35%	36%	31%	39%
 <b>Cost of Living</b>	28%	40%	39%	38%	38%	34%	28%	31%	32%	35%	35%	36%	37%
 <b>Drug Abuse</b>	20%	18%	18%	18%	18%	26%	31%	31%	29%	30%	29%	31%	33%
 <b>Unemployment</b>	4%	5%	8%	9%	16%	24%	29%	35%	28%	31%	26%	27%	32%
 <b>Healthcare</b>	52%	36%	34%	39%	33%	31%	35%	25%	27%	24%	26%	23%	22%
<b>Environment</b>	24%	19%	17%	12%	9%	8%	9%	8%	11%	15%	17%	19%	21%
<b>The Economy</b>	8%	9%	11%	13%	21%	28%	31%	30%	25%	17%	20%	23%	20%
<b>Poverty</b>	7%	7%	9%	8%	10%	9%	9%	9%	11%	13%	15%	13%	17%
<b>Housing</b>	24%	31%	32%	33%	27%	23%	19%	23%	19%	20%	21%	21%	14%
<b>Personal Debt</b>	15%	12%	10%	9%	8%	8%	8%	12%	13%	12%	9%	13%	13%
<b>Petrol Prices</b>	7%	17%	14%	11%	12%	7%	6%	7%	15%	11%	12%	11%	11%
<b>Education</b>	13%	10%	12%	16%	19%	13%	14%	11%	12%	8%	10%	6%	10%
<b>Immigration</b>	19%	16%	14%	11%	10%	8%	8%	8%	10%	10%	11%	11%	9%
<b>Transport</b>	6%	12%	15%	21%	18%	18%	16%	14%	10%	14%	9%	11%	7%
<b>Indigenous Issues</b>	5%	4%	6%	4%	3%	4%	3%	3%	3%	5%	5%	5%	5%
<b>Racism</b>	8%	5%	4%	3%	3%	4%	4%	5%	4%	3%	4%	4%	3%
<b>Population</b>	6%	3%	6%	6%	6%	5%	6%	4%	6%	4%	7%	4%	3%
<b>Taxation</b>	4%	5%	6%	4%	7%	8%	7%	6%	6%	9%	7%	8%	3%
<b>Defence</b>	3%	1%	2%	2%	3%	4%	3%	3%	3%	3%	2%	3%	1%