



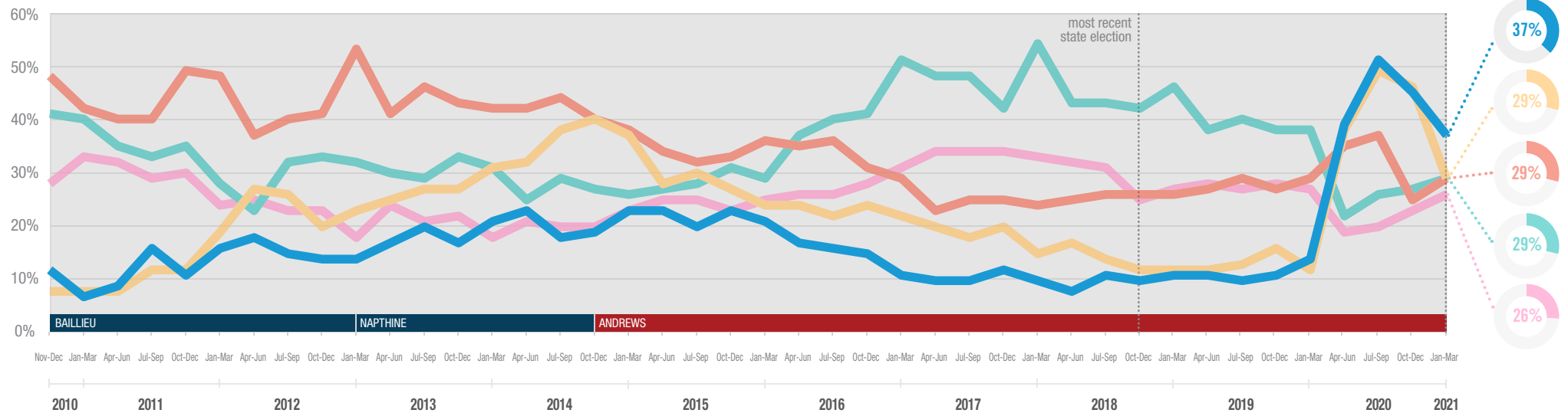
# IPSOS ISSUES MONITOR MARCH 2021

## The top issues facing Victoria

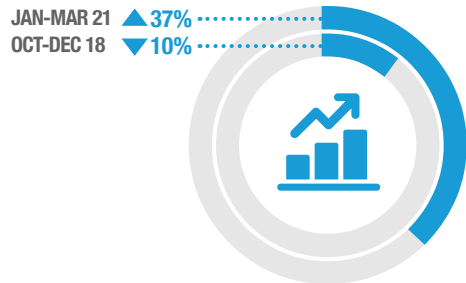
Mark Davis  
 Managing Director, Public Affairs, Australia and New Zealand  
 mark.davis@ipsos.com  
 (03) 9946 0826



Each quarter we ask 800 Victorians to select the three most important issues facing their state. The top five issues facing Victoria between January and March 2021 are shown below. A summary of all issues facing Victoria can be found overleaf. If you would like to know more about the Ipsos Issues Monitor, or Ipsos Public Affairs in Victoria, please contact Mark Davis.



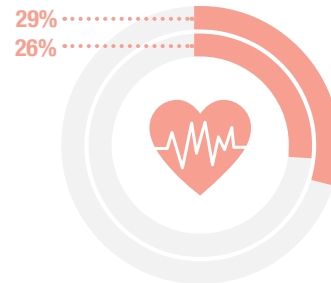
### The Economy



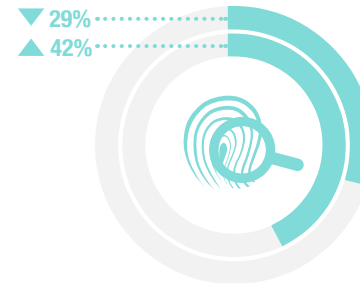
### Unemployment



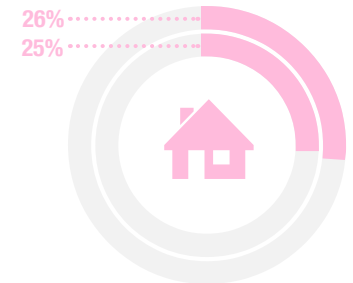
### Healthcare



### Crime

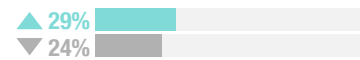
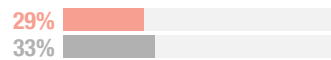



### Housing



▲▼  
 significant difference compared with most recent state election

▲▼  
 significant difference compared with the rest of Australia



827 interviews were conducted via online panel between January and March 2021 (4-8 January n = 286 / 1-5 February n = 248 / 1-5 March n = 293) among Australian adults aged 18+. Data is weighted to match the profile of the Australian population. See [www.ipsos.com/en-au/Issues-Monitor](http://www.ipsos.com/en-au/Issues-Monitor) for further details.



# IPSOS ISSUES MONITOR MARCH 2021

The top issues facing Victoria






Mark Davis

Managing Director, Public Affairs, Australia and New Zealand

✉ mark.davis@ipsos.com

☎ (03) 9946 0826



	2010	2011	2012	2013	2014	2015	2016	2017	2018	2019	2020	JAN-MAR 2021
 <b>The Economy</b>	12%	11%	16%	17%	20%	22%	17%	11%	10%	11%	37%	37%
 <b>Unemployment</b>	8%	10%	23%	25%	35%	31%	24%	20%	15%	13%	36%	29%
 <b>Healthcare</b>	48%	43%	42%	46%	42%	34%	34%	25%	25%	27%	32%	29%
 <b>Crime</b>	41%	36%	29%	31%	28%	28%	36%	47%	46%	40%	28%	29%
 <b>Housing</b>	28%	31%	24%	22%	20%	24%	26%	33%	30%	28%	22%	26%
<b>Cost of Living</b>	28%	33%	34%	30%	27%	26%	22%	26%	29%	30%	27%	24%
<b>Environment</b>	17%	13%	8%	9%	8%	9%	9%	9%	12%	18%	20%	22%
<b>Drug Abuse</b>	15%	13%	13%	14%	17%	23%	23%	24%	19%	18%	12%	15%
<b>Poverty</b>	7%	8%	7%	7%	9%	10%	12%	13%	14%	15%	13%	13%
<b>Transport</b>	31%	32%	30%	28%	28%	28%	28%	23%	22%	25%	15%	13%
<b>Education</b>	16%	13%	21%	21%	20%	18%	17%	13%	12%	12%	11%	13%
<b>Personal Debt</b>	11%	11%	10%	7%	6%	7%	7%	9%	10%	9%	10%	8%
<b>Immigration</b>	6%	8%	7%	8%	7%	8%	10%	10%	13%	10%	7%	8%
<b>Population</b>	8%	8%	7%	7%	7%	8%	9%	11%	15%	17%	12%	8%
<b>Petrol Prices</b>	11%	18%	18%	16%	13%	7%	6%	7%	13%	11%	5%	7%
<b>Racism</b>	5%	6%	4%	5%	5%	5%	7%	6%	6%	6%	5%	6%
<b>Taxation</b>	4%	5%	5%	5%	5%	7%	7%	5%	4%	5%	4%	4%
<b>Indigenous Issues</b>	1%	1%	1%	1%	1%	1%	2%	2%	2%	2%	3%	4%
<b>Defence</b>	2%	1%	1%	1%	2%	5%	4%	6%	4%	3%	2%	3%

The precision of Ipsos online polls are calculated using a credibility interval with a poll of 1,000 accurate to +/- 3.5 percentage points and of 500 accurate to +/- 4.8 percentage points.



# IPSOS ISSUES MONITOR JUNE 2021

## The top issues facing Victoria

Mark Davis

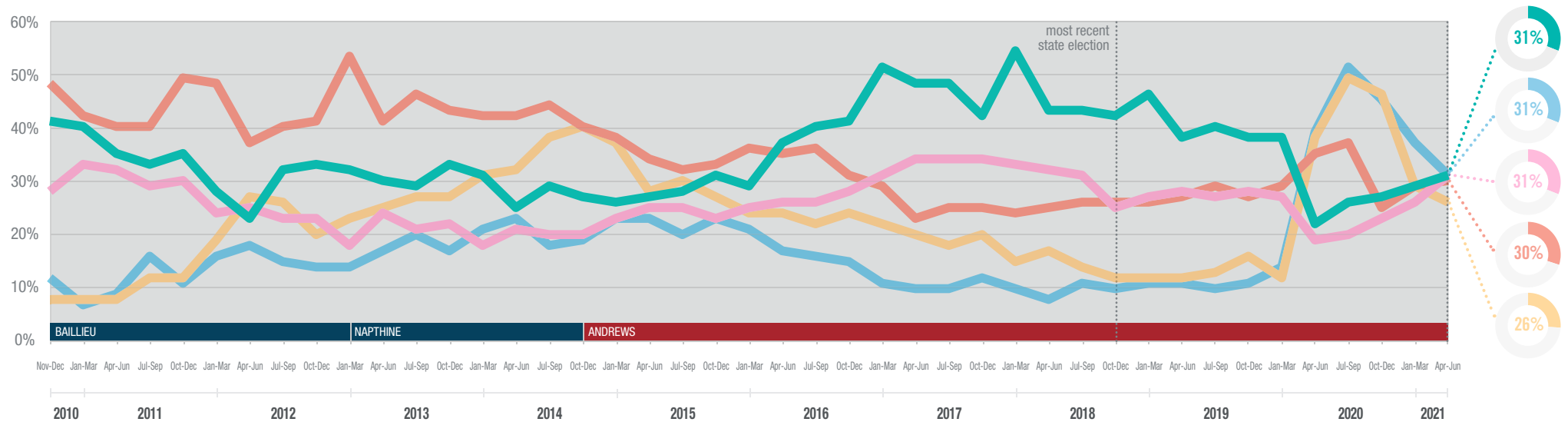
Managing Director, Public Affairs, Australia and New Zealand

mark.davis@ipsos.com

(03) 9946 0826

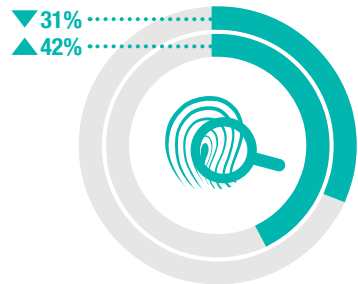


Each quarter we ask 800 Victorians to select the three most important issues facing their state. The top five issues facing Victoria between April and June 2021 are shown below. A summary of all issues facing Victoria can be found overleaf. If you would like to know more about the Ipsos Issues Monitor, or Ipsos Public Affairs in Victoria, please contact Mark Davis.

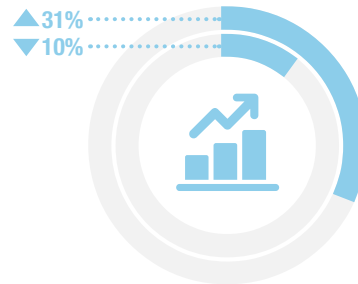


### Crime

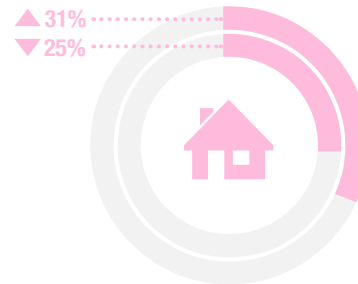
APR-JUN 21  
OCT-DEC 18



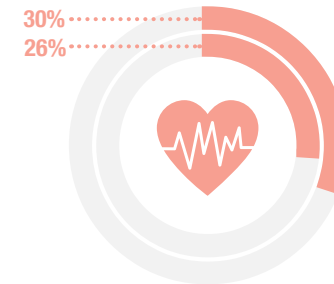
### The Economy



### Housing



### Healthcare

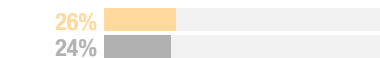
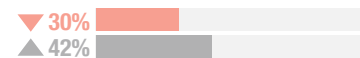

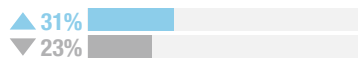


### Unemployment



▲▼  
significant difference compared with most recent state election

▲▼  
significant difference compared with the rest of Australia



This research was conducted by Ipsos, on its own behalf. 788 interviews were conducted via online panel between April and June 2021 (7-11 April n = 255 / 5-9 May n = 287 / 2-6 June n = 252) among Australian adults aged 18+. Data has been weighted to represent the adult Australian population. This research is compliant with the Australian Polling Council Quality Mark standards: <https://www.australianpollingcouncil.com/>. A long methodology disclosure statement is available here: <https://www.ipsos.com/en-au/polling-methodology-disclosure-statements>.








# IPSOS ISSUES MONITOR JUNE 2021

The top issues facing Victoria

Mark Davis  
Managing Director, Public Affairs, Australia and New Zealand  
✉ mark.davis@ipsos.com  
☎ (03) 9946 0826



	2010	2011	2012	2013	2014	2015	2016	2017	2018	2019	2020	JAN-MAR 2021	APR-JUN 2021
 <b>Crime</b>	41%	36%	29%	31%	28%	28%	36%	47%	46%	40%	28%	29%	31%
 <b>The Economy</b>	12%	11%	16%	17%	20%	22%	17%	11%	10%	11%	37%	37%	31%
 <b>Housing</b>	28%	31%	24%	22%	20%	24%	26%	33%	30%	28%	22%	26%	31%
 <b>Healthcare</b>	48%	43%	42%	46%	42%	34%	34%	25%	25%	27%	32%	29%	30%
 <b>Unemployment</b>	8%	10%	23%	25%	35%	31%	24%	20%	15%	13%	36%	29%	26%
<b>Cost of Living</b>	28%	33%	34%	30%	27%	26%	22%	26%	29%	30%	27%	24%	24%
<b>Poverty</b>	7%	8%	7%	7%	9%	10%	12%	13%	14%	15%	13%	13%	15%
<b>Environment</b>	17%	13%	8%	9%	8%	9%	9%	9%	12%	18%	20%	22%	15%
<b>Education</b>	16%	13%	21%	21%	20%	18%	17%	13%	12%	12%	11%	13%	14%
<b>Drug Abuse</b>	15%	13%	13%	14%	17%	23%	23%	24%	19%	18%	12%	15%	14%
<b>Transport</b>	31%	32%	30%	28%	28%	28%	28%	23%	22%	25%	15%	13%	13%
<b>Personal Debt</b>	11%	11%	10%	7%	6%	7%	7%	9%	10%	9%	10%	8%	11%
<b>Immigration</b>	6%	8%	7%	8%	7%	8%	10%	10%	13%	10%	7%	8%	10%
<b>Population</b>	8%	8%	7%	7%	7%	8%	9%	11%	15%	17%	12%	8%	9%
<b>Petrol Prices</b>	11%	18%	18%	16%	13%	7%	6%	7%	13%	11%	5%	7%	8%
<b>Taxation</b>	4%	5%	5%	5%	5%	7%	7%	5%	4%	5%	4%	4%	5%
<b>Indigenous Issues</b>	1%	1%	1%	1%	1%	1%	2%	2%	2%	2%	3%	4%	5%
<b>Racism</b>	5%	6%	4%	5%	5%	5%	7%	6%	6%	6%	5%	6%	5%
<b>Defence</b>	2%	1%	1%	1%	2%	5%	4%	6%	4%	3%	2%	3%	3%





# IPSOS ISSUES MONITOR SEPTEMBER 2021

## The top issues facing Victoria

Mark Davis

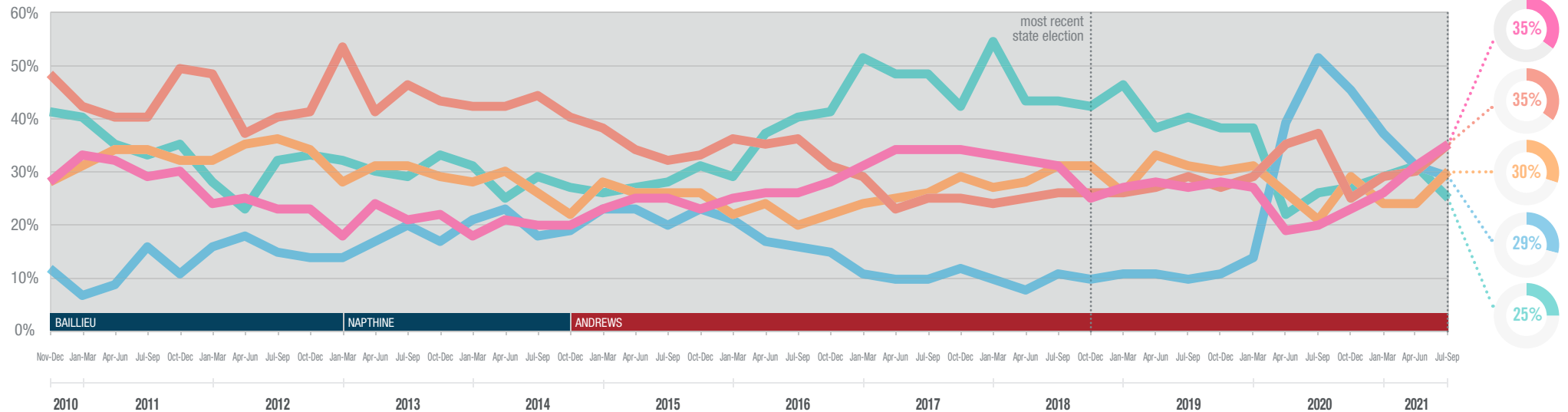
Managing Director, Public Affairs, Australia and New Zealand

mark.davis@ipsos.com

(03) 9946 0826

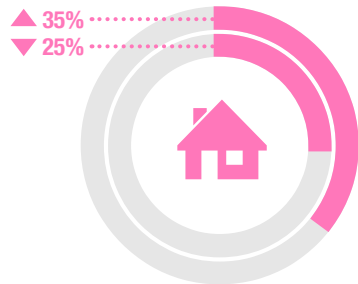


Each quarter we ask 800 Victorians to select the three most important issues facing their state. The top five issues facing Victoria between July and September 2021 are shown below. A summary of all issues facing Victoria can be found overleaf. If you would like to know more about the Ipsos Issues Monitor, or Ipsos Public Affairs in Victoria, please contact Mark Davis.

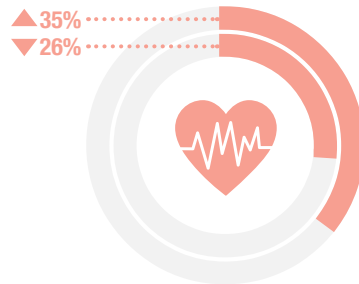


### Housing

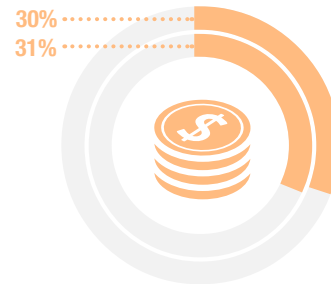
JUL-SEP 21  
OCT-DEC 18



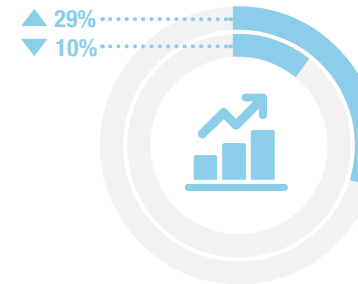
### Healthcare



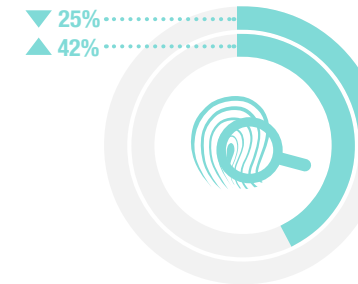
### Cost of Living



### The Economy



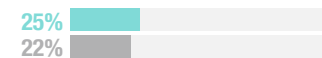
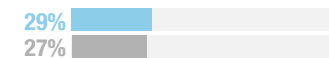

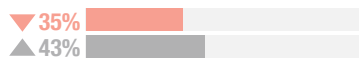
### Crime



▲▼  
significant  
difference  
compared with  
most recent  
state election

▲▼  
significant  
difference  
compared with  
the rest of  
Australia

VIC  
REST OF  
AUSTRALIA



This research was conducted by Ipsos, on its own behalf. 841 interviews were conducted via online panel between July and September 2021 (7-11 July n = 297 / 4-8 August n = 285 / 1-5 September n = 259) among Australian adults aged 18+. Data has been weighted to represent the adult Australian population. This research is compliant with the Australian Polling Council Quality Mark standards: <https://www.australianpollingcouncil.com/>. A long methodology disclosure statement is available here: <https://www.ipsos.com/en-au/polling-methodology-disclosure-statements>.



# IPSOS ISSUES MONITOR SEPTEMBER 2021

The top issues facing Victoria






Mark Davis

Managing Director, Public Affairs, Australia and New Zealand

✉ mark.davis@ipsos.com

☎ (03) 9946 0826



	2010	2011	2012	2013	2014	2015	2016	2017	2018	2019	2020	JAN-MAR 2021	APR-JUN 2021	JUL-SEP 2021
 <b>Housing</b>	28%	31%	24%	22%	20%	24%	26%	33%	30%	28%	22%	26%	31%	35%
 <b>Healthcare</b>	48%	43%	42%	46%	42%	34%	34%	25%	25%	27%	32%	29%	30%	35%
 <b>Cost of Living</b>	28%	33%	34%	30%	27%	26%	22%	26%	29%	30%	27%	24%	24%	30%
 <b>The Economy</b>	12%	11%	16%	17%	20%	22%	17%	11%	10%	11%	37%	37%	31%	29%
 <b>Crime</b>	41%	36%	29%	31%	28%	28%	36%	47%	46%	40%	28%	29%	31%	25%
<b>Unemployment</b>	8%	10%	23%	25%	35%	31%	24%	20%	15%	13%	36%	29%	26%	22%
<b>Environment</b>	17%	13%	8%	9%	8%	9%	9%	9%	12%	18%	20%	22%	15%	19%
<b>Poverty</b>	7%	8%	7%	7%	9%	10%	12%	13%	14%	15%	13%	13%	15%	15%
<b>Drug Abuse</b>	15%	13%	13%	14%	17%	23%	23%	24%	19%	18%	12%	15%	14%	13%
<b>Petrol Prices</b>	11%	18%	18%	16%	13%	7%	6%	7%	13%	11%	5%	7%	8%	12%
<b>Education</b>	16%	13%	21%	21%	20%	18%	17%	13%	12%	12%	11%	13%	14%	11%
<b>Transport</b>	31%	32%	30%	28%	28%	28%	28%	23%	22%	25%	15%	13%	13%	11%
<b>Personal Debt</b>	11%	11%	10%	7%	6%	7%	7%	9%	10%	9%	10%	8%	11%	11%
<b>Population</b>	8%	8%	7%	7%	7%	8%	9%	11%	15%	17%	12%	8%	9%	7%
<b>Immigration</b>	6%	8%	7%	8%	7%	8%	10%	10%	13%	10%	7%	8%	10%	7%
<b>Indigenous Issues</b>	1%	1%	1%	1%	1%	1%	2%	2%	2%	2%	3%	4%	5%	5%
<b>Racism</b>	5%	6%	4%	5%	5%	5%	7%	6%	6%	6%	5%	6%	5%	5%
<b>Taxation</b>	4%	5%	5%	5%	5%	7%	7%	5%	4%	5%	4%	4%	5%	4%
<b>Defence</b>	2%	1%	1%	1%	2%	5%	4%	6%	4%	3%	2%	3%	3%	3%





# IPSOS ISSUES MONITOR DECEMBER 2021

## The top issues facing Victoria

Mark Davis

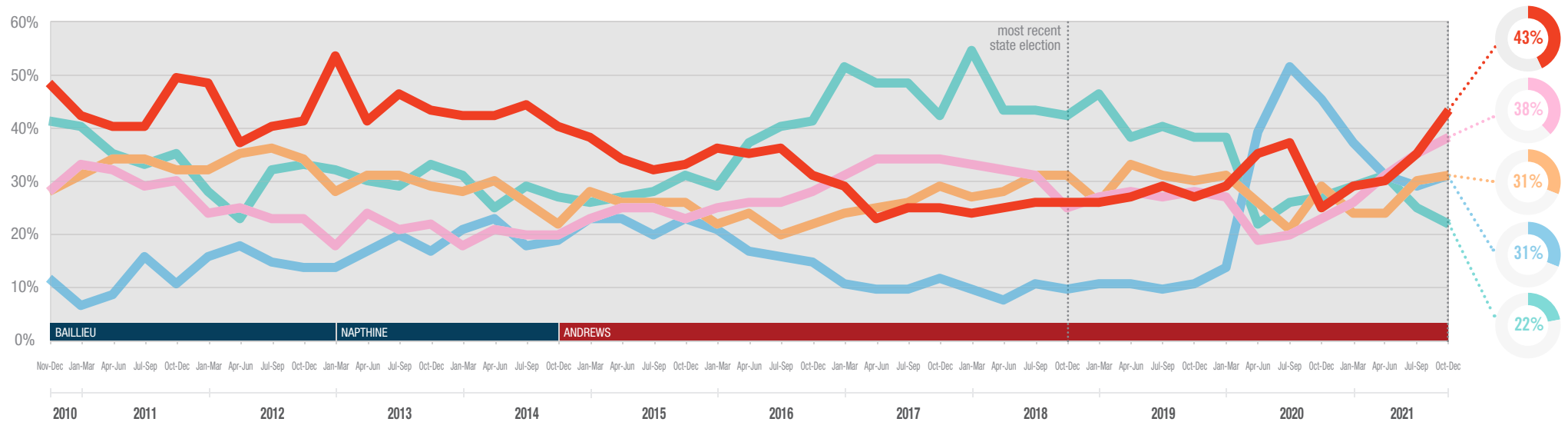
Managing Director, Public Affairs, Australia and New Zealand

mark.davis@ipsos.com

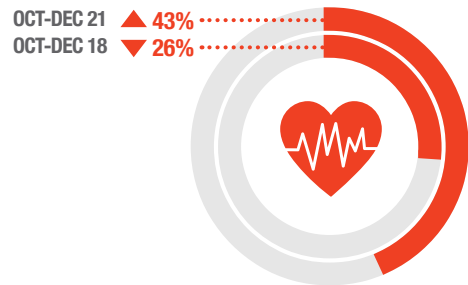
(03) 9946 0826




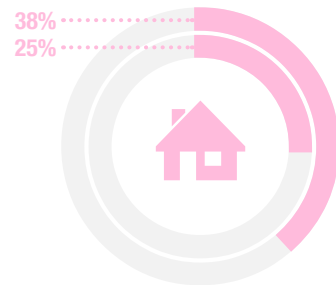
Each quarter we ask 800 Victorians to select the three most important issues facing their state. The top five issues facing Victoria between October and December 2021 are shown below. A summary of all issues facing Victoria can be found overleaf. If you would like to know more about the Ipsos Issues Monitor, or Ipsos Public Affairs in Victoria, please contact Mark Davis.



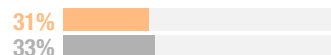
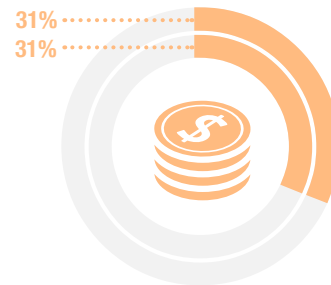
### Healthcare



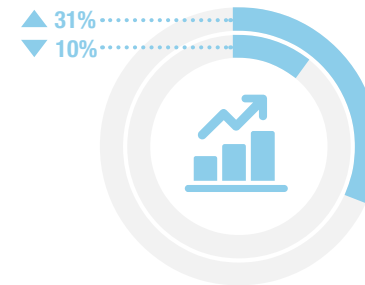
### Housing



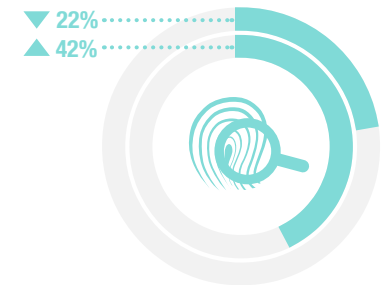
### Cost of Living



### The Economy



### Crime



▲▼ significant difference compared with most recent state election

▲▼ significant difference compared with the rest of Australia



# IPSOS ISSUES MONITOR DECEMBER 2021

The top issues facing Victoria






Mark Davis

Managing Director, Public Affairs, Australia and New Zealand

✉ mark.davis@ipsos.com

☎ (03) 9946 0826



	2010	2011	2012	2013	2014	2015	2016	2017	2018	2019	2020	JAN-MAR 2021	APR-JUN 2021	JUL-SEP 2021	OCT-DEC 2021
 <b>Healthcare</b>	48%	43%	42%	46%	42%	34%	34%	25%	25%	27%	32%	29%	30%	35%	43%
 <b>Housing</b>	28%	31%	24%	22%	20%	24%	26%	33%	30%	28%	22%	26%	31%	35%	38%
 <b>Cost of Living</b>	28%	33%	34%	30%	27%	26%	22%	26%	29%	30%	27%	24%	24%	30%	31%
 <b>The Economy</b>	12%	11%	16%	17%	20%	22%	17%	11%	10%	11%	37%	37%	31%	29%	31%
 <b>Crime</b>	41%	36%	29%	31%	28%	28%	36%	47%	46%	40%	28%	29%	31%	25%	22%
<b>Environment</b>	17%	13%	8%	9%	8%	9%	9%	9%	12%	18%	20%	22%	15%	19%	19%
<b>Unemployment</b>	8%	10%	23%	25%	35%	31%	24%	20%	15%	13%	36%	29%	26%	22%	19%
<b>Petrol Prices</b>	11%	18%	18%	16%	13%	7%	6%	7%	13%	11%	5%	7%	8%	12%	15%
<b>Poverty</b>	7%	8%	7%	7%	9%	10%	12%	13%	14%	15%	13%	13%	15%	15%	14%
<b>Education</b>	16%	13%	21%	21%	20%	18%	17%	13%	12%	12%	11%	13%	14%	11%	11%
<b>Transport</b>	31%	32%	30%	28%	28%	28%	28%	23%	22%	25%	15%	13%	13%	11%	9%
<b>Drug Abuse</b>	15%	13%	13%	14%	17%	23%	23%	24%	19%	18%	12%	15%	14%	13%	9%
<b>Personal Debt</b>	11%	11%	10%	7%	6%	7%	7%	9%	10%	9%	10%	8%	11%	11%	9%
<b>Immigration</b>	6%	8%	7%	8%	7%	8%	10%	10%	13%	10%	7%	8%	10%	7%	6%
<b>Population</b>	8%	8%	7%	7%	7%	8%	9%	11%	15%	17%	12%	8%	9%	7%	6%
<b>Taxation</b>	4%	5%	5%	5%	5%	7%	7%	5%	4%	5%	4%	4%	5%	4%	6%
<b>Racism</b>	5%	6%	4%	5%	5%	5%	7%	6%	6%	6%	5%	6%	5%	5%	6%
<b>Indigenous Issues</b>	1%	1%	1%	1%	1%	1%	2%	2%	2%	2%	3%	4%	5%	5%	4%
<b>Defence</b>	2%	1%	1%	1%	2%	5%	4%	6%	4%	3%	2%	3%	3%	3%	3%







# IPSOS ISSUES MONITOR MARCH 2021

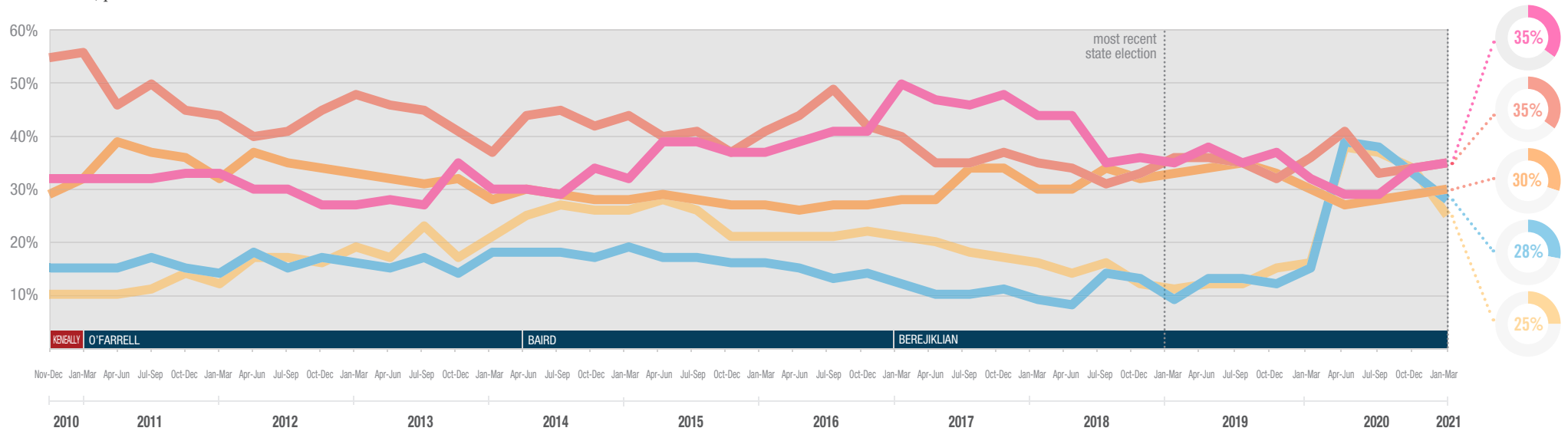
## The top issues facing New South Wales

David Elliott  
Head of Ipsos Public Affairs NSW  
✉ david.elliott@ipsos.com  
☎ (02) 9900 5159

Stuart Clark  
Director  
✉ stuart.clark@ipsos.com  
☎ (02) 9900 5180

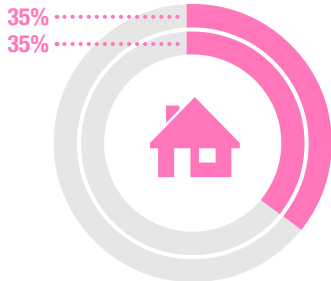


Each quarter we ask 1000 residents of New South Wales to select the three most important issues facing their state. The top five issues facing New South Wales between January and March 2021 are shown below. A summary of all issues facing New South Wales can be found overleaf. If you would like to know more about the Ipsos Issues Monitor, or Ipsos Public Affairs in New South Wales, please contact David Elliott or Stuart Clark.



### Housing

JAN-MAR 21  
JAN-MAR 19



### Healthcare

35%  
36%



### Cost of Living

30%  
33%



### The Economy

28%  
9%



### Unemployment

25%  
11%



▲▼  
significant difference compared with most recent state election

▲▼  
significant difference compared with the rest of Australia

NSW  
REST OF AUSTRALIA

▲ 35% ▼ 25%

35% 31%

30% 27%

28% 33%

25% 30%








# IPSOS ISSUES MONITOR MARCH 2021

The top issues facing New South Wales

David Elliott  
Head of Ipsos Public Affairs NSW  
✉ david.elliott@ipsos.com  
☎ (02) 9900 5159

Stuart Clark  
Director  
✉ stuart.clark@ipsos.com  
☎ (02) 9900 5180



	2010	2011	2012	2013	2014	2015	2016	2017	2018	2019	2020	JAN-MAR 2021
 <b>Housing</b>	32%	32%	30%	29%	30%	37%	39%	48%	40%	36%	31%	35%
 <b>Healthcare</b>	55%	49%	43%	45%	42%	41%	44%	37%	33%	35%	36%	35%
 <b>Cost of Living</b>	29%	36%	34%	32%	29%	28%	27%	31%	32%	34%	28%	30%
 <b>The Economy</b>	15%	16%	16%	16%	18%	17%	14%	11%	11%	12%	32%	28%
 <b>Unemployment</b>	10%	11%	16%	19%	25%	25%	21%	19%	14%	12%	31%	25%
<b>Environment</b>	12%	10%	8%	9%	8%	9%	9%	9%	12%	23%	22%	22%
<b>Crime</b>	25%	25%	32%	33%	30%	24%	25%	22%	20%	19%	15%	17%
<b>Transport</b>	32%	33%	30%	27%	23%	23%	22%	22%	24%	24%	16%	15%
<b>Poverty</b>	6%	6%	7%	7%	10%	9%	10%	10%	13%	12%	12%	13%
<b>Education</b>	17%	14%	17%	20%	20%	18%	19%	16%	15%	15%	13%	12%
<b>Population</b>	9%	7%	7%	6%	6%	8%	10%	13%	17%	17%	12%	12%
<b>Drug Abuse</b>	12%	10%	11%	12%	14%	16%	16%	14%	13%	13%	10%	11%
<b>Petrol Prices</b>	11%	19%	19%	16%	14%	10%	7%	9%	15%	12%	8%	10%
<b>Personal Debt</b>	12%	11%	11%	8%	7%	7%	8%	10%	11%	11%	10%	9%
<b>Immigration</b>	7%	8%	8%	10%	7%	9%	10%	11%	14%	12%	9%	8%
<b>Racism</b>	5%	4%	4%	5%	5%	6%	6%	5%	4%	3%	4%	6%
<b>Taxation</b>	6%	6%	5%	5%	6%	7%	6%	6%	6%	5%	5%	5%
<b>Indigenous Issues</b>	4%	1%	1%	1%	2%	2%	2%	2%	2%	3%	3%	5%
<b>Defence</b>	1%	1%	1%	1%	3%	6%	6%	6%	4%	3%	2%	3%

The precision of Ipsos online polls are calculated using a credibility interval with a poll of 1,000 accurate to +/- 3.5 percentage points and of 500 accurate to +/- 4.8 percentage points.



# IPSOS ISSUES MONITOR JUNE 2021

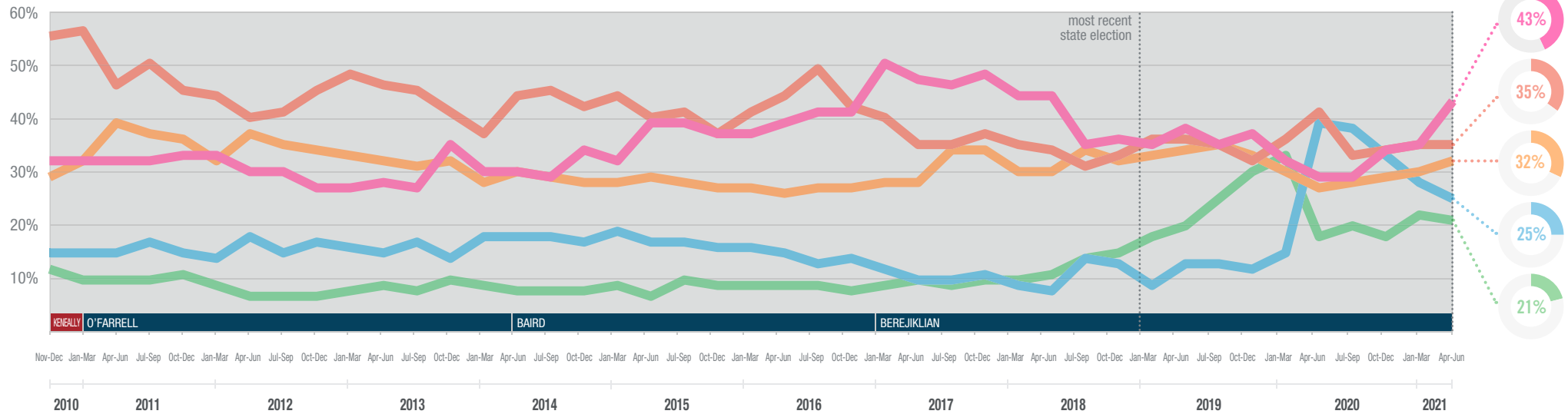
## The top issues facing New South Wales

David Elliott  
Head of Ipsos Public Affairs NSW  
✉ david.elliott@ipsos.com  
☎ (02) 9900 5159

Stuart Clark  
Director  
✉ stuart.clark@ipsos.com  
☎ (02) 9900 5180



Each quarter we ask 1000 residents of New South Wales to select the three most important issues facing their state. The top five issues facing New South Wales between April and June 2021 are shown below. A summary of all issues facing New South Wales can be found overleaf. If you would like to know more about the Ipsos Issues Monitor, or Ipsos Public Affairs in New South Wales, please contact David Elliott or Stuart Clark.



### Housing

APR-JUN 21 ▲ 43%  
JAN-MAR 19 ▼ 35%



### Healthcare

35%  
36%



### Cost of Living

32%  
33%



### The Economy

25%  
9%



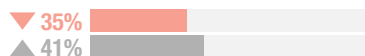
### Environment

21%  
18%



▲ ▼  
significant  
difference  
compared with  
most recent  
state election

NSW  
REST OF  
AUSTRALIA



▲ ▼  
significant  
difference  
compared with  
the rest of  
Australia








# IPSOS ISSUES MONITOR JUNE 2021

The top issues facing New South Wales

David Elliott  
Head of Ipsos Public Affairs NSW  
✉ david.elliott@ipsos.com  
☎ (02) 9900 5159

Stuart Clark  
Director  
✉ stuart.clark@ipsos.com  
☎ (02) 9900 5180



	2010	2011	2012	2013	2014	2015	2016	2017	2018	2019	2020	JAN-MAR 2021	APR-JUN 2021
 <b>Housing</b>	32%	32%	30%	29%	30%	37%	39%	48%	40%	36%	31%	35%	43%
 <b>Healthcare</b>	55%	49%	43%	45%	42%	41%	44%	37%	33%	35%	36%	35%	35%
 <b>Cost of Living</b>	29%	36%	34%	32%	29%	28%	27%	31%	32%	34%	28%	30%	32%
 <b>The Economy</b>	15%	16%	16%	16%	18%	17%	14%	11%	11%	12%	32%	28%	25%
 <b>Environment</b>	12%	10%	8%	9%	8%	9%	9%	9%	12%	23%	22%	22%	21%
<b>Unemployment</b>	10%	11%	16%	19%	25%	25%	21%	19%	14%	12%	31%	25%	19%
<b>Crime</b>	25%	25%	32%	33%	30%	24%	25%	22%	20%	19%	15%	17%	16%
<b>Poverty</b>	6%	6%	7%	7%	10%	9%	10%	10%	13%	12%	12%	13%	15%
<b>Transport</b>	32%	33%	30%	27%	23%	23%	22%	22%	24%	24%	16%	15%	15%
<b>Education</b>	17%	14%	17%	20%	20%	18%	19%	16%	15%	15%	13%	12%	13%
<b>Drug Abuse</b>	12%	10%	11%	12%	14%	16%	16%	14%	13%	13%	10%	11%	11%
<b>Population</b>	9%	7%	7%	6%	6%	8%	10%	13%	17%	17%	12%	12%	10%
<b>Immigration</b>	7%	8%	8%	10%	7%	9%	10%	11%	14%	12%	9%	8%	9%
<b>Personal Debt</b>	12%	11%	11%	8%	7%	7%	8%	10%	11%	11%	10%	9%	9%
<b>Petrol Prices</b>	11%	19%	19%	16%	14%	10%	7%	9%	15%	12%	8%	10%	8%
<b>Taxation</b>	6%	6%	5%	5%	6%	7%	6%	6%	6%	5%	5%	5%	7%
<b>Racism</b>	5%	4%	4%	5%	5%	6%	6%	5%	4%	3%	4%	6%	6%
<b>Indigenous Issues</b>	4%	1%	1%	1%	2%	2%	2%	2%	2%	3%	3%	5%	4%
<b>Defence</b>	1%	1%	1%	1%	3%	6%	6%	6%	4%	3%	2%	3%	3%





# IPSOS ISSUES MONITOR SEPTEMBER 2021

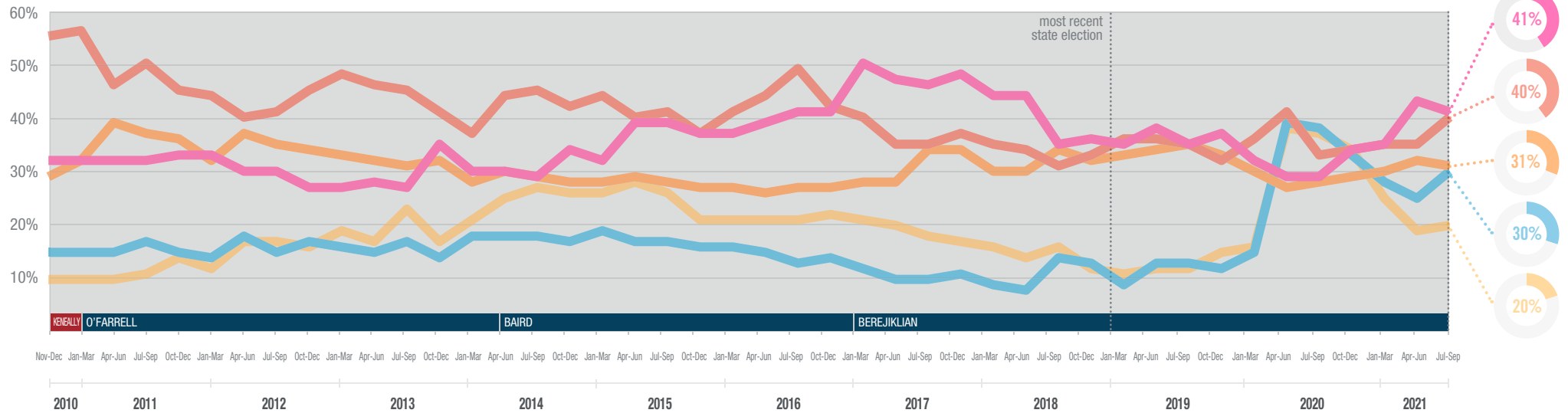
## The top issues facing New South Wales

David Elliott  
Head of Ipsos Public Affairs NSW  
✉ david.elliott@ipsos.com  
☎ (02) 9900 5159

Stuart Clark  
Director  
✉ stuart.clark@ipsos.com  
☎ (02) 9900 5180



Each quarter we ask 1000 residents of New South Wales to select the three most important issues facing their state. The top five issues facing New South Wales between July and September 2021 are shown below. A summary of all issues facing New South Wales can be found overleaf. If you would like to know more about the Ipsos Issues Monitor, or Ipsos Public Affairs in New South Wales, please contact David Elliott or Stuart Clark.



### Housing

JUL-SEP 21 ▲ 41%  
JAN-MAR 19 ▼ 35%



### Healthcare

40%  
36%



### Cost of Living

31%  
33%



### The Economy

30%  
9%



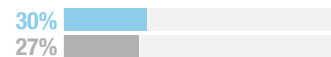

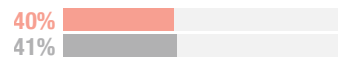
### Unemployment

20%  
11%



▲ ▼  
significant  
difference  
compared with  
most recent  
state election

NSW  
REST OF  
AUSTRALIA



▲ ▼  
significant  
difference  
compared with  
the rest of  
Australia








# IPSOS ISSUES MONITOR SEPTEMBER 2021

The top issues facing New South Wales

David Elliott  
Head of Ipsos Public Affairs NSW  
✉ david.elliott@ipsos.com  
☎ (02) 9900 5159

Stuart Clark  
Director  
✉ stuart.clark@ipsos.com  
☎ (02) 9900 5180



	2010	2011	2012	2013	2014	2015	2016	2017	2018	2019	2020	JAN-MAR 2021	APR-JUN 2021	JUL-SEP 2021
 <b>Housing</b>	32%	32%	30%	29%	30%	37%	39%	48%	40%	36%	31%	35%	43%	41%
 <b>Healthcare</b>	55%	49%	43%	45%	42%	41%	44%	37%	33%	35%	36%	35%	35%	40%
 <b>Cost of Living</b>	29%	36%	34%	32%	29%	28%	27%	31%	32%	34%	28%	30%	32%	31%
 <b>The Economy</b>	15%	16%	16%	16%	18%	17%	14%	11%	11%	12%	32%	28%	25%	30%
 <b>Unemployment</b>	10%	11%	16%	19%	25%	25%	21%	19%	14%	12%	31%	25%	19%	20%
<b>Environment</b>	12%	10%	8%	9%	8%	9%	9%	9%	12%	23%	22%	22%	21%	18%
<b>Crime</b>	25%	25%	32%	33%	30%	24%	25%	22%	20%	19%	15%	17%	16%	17%
<b>Poverty</b>	6%	6%	7%	7%	10%	9%	10%	10%	13%	12%	12%	13%	15%	15%
<b>Education</b>	17%	14%	17%	20%	20%	18%	19%	16%	15%	15%	13%	12%	13%	13%
<b>Transport</b>	32%	33%	30%	27%	23%	23%	22%	22%	24%	24%	16%	15%	15%	13%
<b>Petrol Prices</b>	11%	19%	19%	16%	14%	10%	7%	9%	15%	12%	8%	10%	8%	12%
<b>Personal Debt</b>	12%	11%	11%	8%	7%	7%	8%	10%	11%	11%	10%	9%	9%	11%
<b>Population</b>	9%	7%	7%	6%	6%	8%	10%	13%	17%	17%	12%	12%	10%	8%
<b>Drug Abuse</b>	12%	10%	11%	12%	14%	16%	16%	14%	13%	13%	10%	11%	11%	8%
<b>Taxation</b>	6%	6%	5%	5%	6%	7%	6%	6%	6%	5%	5%	5%	7%	6%
<b>Immigration</b>	7%	8%	8%	10%	7%	9%	10%	11%	14%	12%	9%	8%	9%	5%
<b>Indigenous Issues</b>	4%	1%	1%	1%	2%	2%	2%	2%	2%	3%	3%	5%	4%	5%
<b>Racism</b>	5%	4%	4%	5%	5%	6%	6%	5%	4%	3%	4%	6%	6%	4%
<b>Defence</b>	1%	1%	1%	1%	3%	6%	6%	6%	4%	3%	2%	3%	3%	2%





# IPSOS ISSUES MONITOR DECEMBER 2021

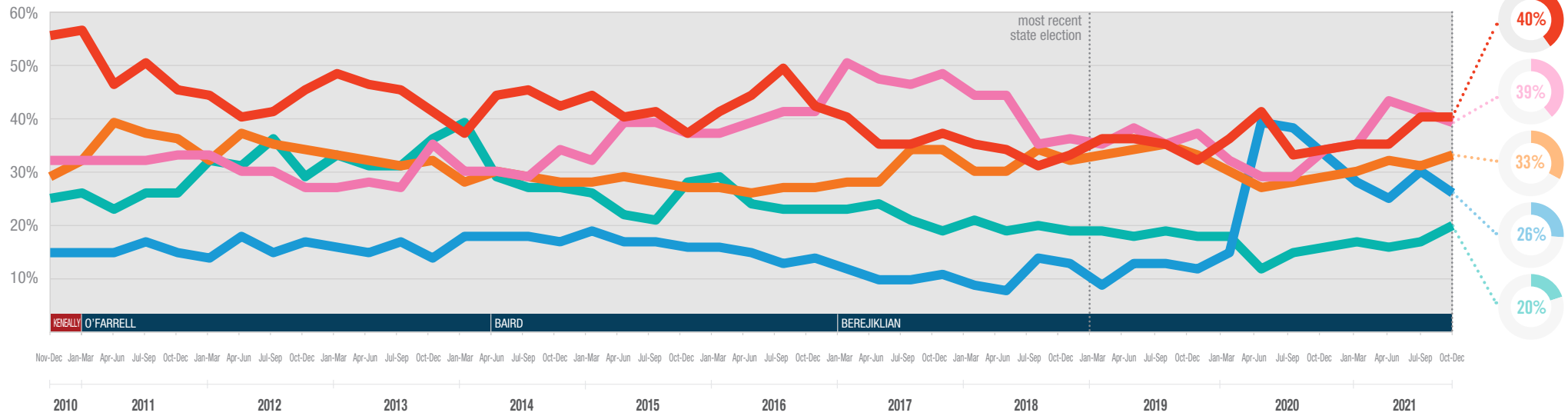
The top issues facing New South Wales

David Elliott  
Head of Ipsos Public Affairs NSW  
✉ david.elliott@ipsos.com  
☎ (02) 9900 5159

Stuart Clark  
Director  
✉ stuart.clark@ipsos.com  
☎ (02) 9900 5180



Each quarter we ask 1000 residents of New South Wales to select the three most important issues facing their state. The top five issues facing New South Wales between October and December 2021 are shown below. A summary of all issues facing New South Wales can be found overleaf. If you would like to know more about the Ipsos Issues Monitor, or Ipsos Public Affairs in New South Wales, please contact David Elliott or Stuart Clark.



## Healthcare

OCT-DEC 21 ▲ 40%  
JAN-MAR 19 ▼ 36%



## Housing

▲ 39%  
▼ 35%



## Cost of Living

33%  
33%



## The Economy

▲ 26%  
▼ 9%



## Crime

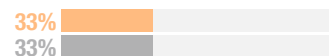
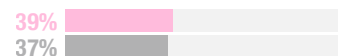
20%  
19%



▲ ▼  
significant difference compared with most recent state election

▲ ▼  
significant difference compared with the rest of Australia

NSW  
REST OF  
AUSTRALIA










# IPSOS ISSUES MONITOR DECEMBER 2021

The top issues facing New South Wales

David Elliott  
Head of Ipsos Public Affairs NSW  
✉ david.elliott@ipsos.com  
☎ (02) 9900 5159

Stuart Clark  
Director  
✉ stuart.clark@ipsos.com  
☎ (02) 9900 5180



	2010	2011	2012	2013	2014	2015	2016	2017	2018	2019	2020	JAN-MAR 2021	APR-JUN 2021	JUL-SEP 2021	OCT-DEC 2021
 <b>Healthcare</b>	55%	49%	43%	45%	42%	41%	44%	37%	33%	35%	36%	35%	35%	40%	40%
 <b>Housing</b>	32%	32%	30%	29%	30%	37%	39%	48%	40%	36%	31%	35%	43%	41%	39%
 <b>Cost of Living</b>	29%	36%	34%	32%	29%	28%	27%	31%	32%	34%	28%	30%	32%	31%	33%
 <b>The Economy</b>	15%	16%	16%	16%	18%	17%	14%	11%	11%	12%	32%	28%	25%	30%	26%
 <b>Crime</b>	25%	25%	32%	33%	30%	24%	25%	22%	20%	19%	15%	17%	16%	17%	20%
<b>Environment</b>	12%	10%	8%	9%	8%	9%	9%	9%	12%	23%	22%	22%	21%	18%	20%
<b>Petrol Prices</b>	11%	19%	19%	16%	14%	10%	7%	9%	15%	12%	8%	10%	8%	12%	18%
<b>Unemployment</b>	10%	11%	16%	19%	25%	25%	21%	19%	14%	12%	31%	25%	19%	20%	15%
<b>Education</b>	17%	14%	17%	20%	20%	18%	19%	16%	15%	15%	13%	12%	13%	13%	13%
<b>Poverty</b>	6%	6%	7%	7%	10%	9%	10%	10%	13%	12%	12%	13%	15%	15%	13%
<b>Drug Abuse</b>	12%	10%	11%	12%	14%	16%	16%	14%	13%	13%	10%	11%	11%	8%	12%
<b>Transport</b>	32%	33%	30%	27%	23%	23%	22%	22%	24%	24%	16%	15%	15%	13%	11%
<b>Personal Debt</b>	12%	11%	11%	8%	7%	7%	8%	10%	11%	11%	10%	9%	9%	11%	9%
<b>Population</b>	9%	7%	7%	6%	6%	8%	10%	13%	17%	17%	12%	12%	10%	8%	8%
<b>Immigration</b>	7%	8%	8%	10%	7%	9%	10%	11%	14%	12%	9%	8%	9%	5%	6%
<b>Racism</b>	5%	4%	4%	5%	5%	6%	6%	5%	4%	3%	4%	6%	6%	4%	5%
<b>Taxation</b>	6%	6%	5%	5%	6%	7%	6%	6%	6%	5%	5%	5%	7%	6%	5%
<b>Indigenous Issues</b>	4%	1%	1%	1%	2%	2%	2%	2%	2%	3%	3%	5%	4%	5%	4%
<b>Defence</b>	1%	1%	1%	1%	3%	6%	6%	6%	4%	3%	2%	3%	3%	2%	3%







# IPSOS ISSUES MONITOR MARCH 2021

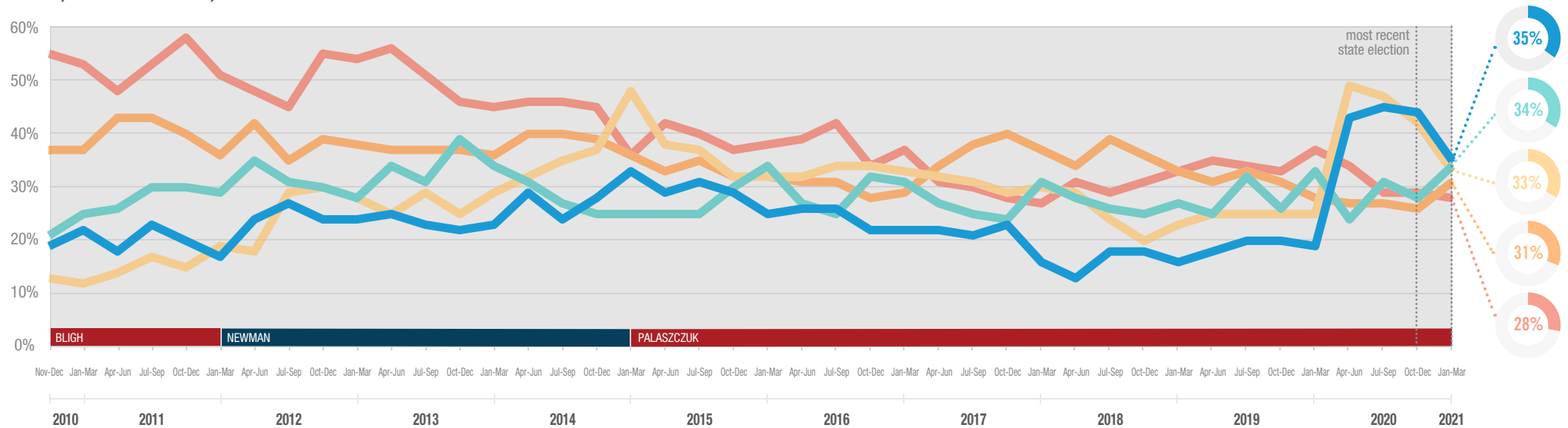
The top issues facing Queensland

Kylie Brosnan  
Head of Ipsos Public Affairs QLD  
✉ kylie.brosnan@ipsos.com  
☎ (07) 3016 7660

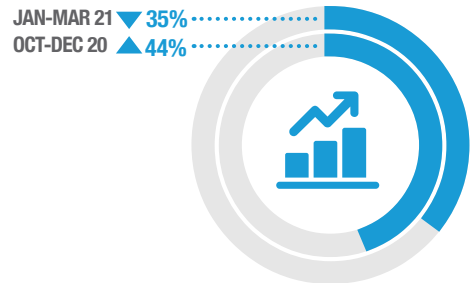
Kathy Benson  
Chief Client Officer ANZ  
✉ kathy.benson@ipsos.com  
☎ (07) 3016 7662



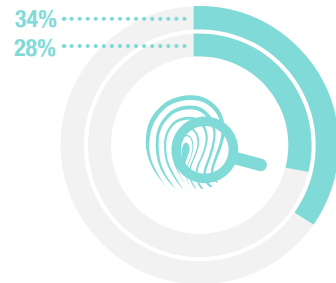
Each quarter we ask 600 Queenslanders to select the three most important issues facing their state. The top five issues facing Queensland between January and March 2021 are shown below. A summary of all issues facing Queensland can be found overleaf. If you would like to know more about the Ipsos Issues Monitor, or Ipsos Public Affairs in Queensland, please contact Kylie Brosnan or Kathy Benson.



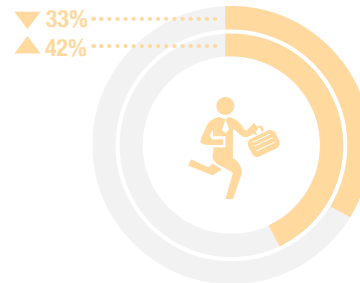
## The Economy



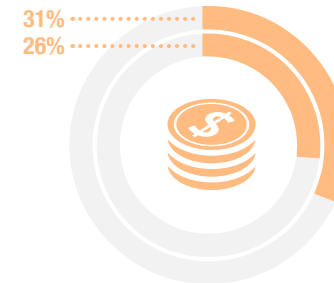
## Crime



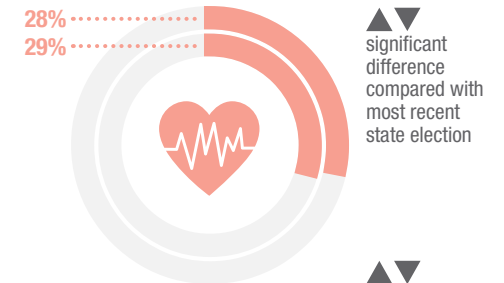
## Unemployment



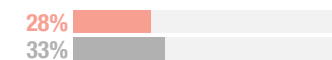
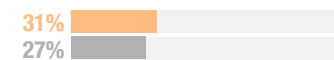
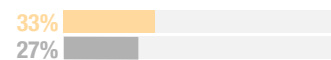
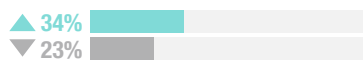
## Cost of Living



## Healthcare



QLD  
REST OF  
AUSTRALIA



547 interviews were conducted via online panel between January and March 2021 (4-8 January n = 211 / 1-5 February n = 193 / 1-5 March n = 143) among Australian adults aged 18+. Data is weighted to match the profile of the Australian population. See [www.ipsos.com/en-au/Issues-Monitor](http://www.ipsos.com/en-au/Issues-Monitor) for further details.








# IPSOS ISSUES MONITOR MARCH 2021

The top issues facing Queensland

Kylie Brosnan  
Head of Ipsos Public Affairs QLD  
✉ kylie.brosnan@ipsos.com  
☎ (07) 3016 7660

Kathy Benson  
Chief Client Officer ANZ  
✉ kathy.benson@ipsos.com  
☎ (07) 3016 7662



	2010	2011	2012	2013	2014	2015	2016	2017	2018	2019	2020	JAN-MAR 2021
 <b>The Economy</b>	19%	21%	23%	24%	26%	30%	25%	22%	16%	19%	38%	35%
 <b>Crime</b>	21%	28%	31%	33%	29%	27%	30%	27%	28%	27%	29%	34%
 <b>Unemployment</b>	13%	14%	24%	27%	33%	39%	33%	31%	26%	25%	41%	33%
 <b>Cost of Living</b>	37%	40%	38%	37%	39%	34%	30%	35%	36%	32%	27%	31%
 <b>Healthcare</b>	55%	53%	50%	52%	45%	38%	38%	31%	29%	34%	32%	28%
<b>Housing</b>	24%	22%	18%	15%	15%	17%	19%	22%	20%	19%	14%	20%
<b>Environment</b>	13%	14%	10%	10%	9%	10%	11%	14%	14%	22%	23%	19%
<b>Drug Abuse</b>	10%	9%	9%	10%	10%	17%	21%	18%	18%	18%	15%	15%
<b>Transport</b>	17%	17%	15%	15%	12%	14%	17%	18%	16%	18%	14%	13%
<b>Petrol Prices</b>	13%	26%	24%	21%	21%	15%	11%	16%	29%	21%	11%	12%
<b>Poverty</b>	9%	6%	6%	8%	9%	9%	11%	12%	11%	12%	10%	12%
<b>Education</b>	21%	14%	17%	17%	18%	17%	16%	14%	13%	13%	12%	10%
<b>Population</b>	12%	7%	5%	4%	4%	3%	5%	5%	8%	7%	5%	9%
<b>Personal Debt</b>	17%	11%	10%	10%	8%	7%	9%	9%	11%	11%	10%	8%
<b>Racism</b>	3%	2%	2%	4%	3%	3%	4%	5%	3%	3%	4%	6%
<b>Immigration</b>	6%	7%	7%	7%	7%	6%	7%	8%	10%	8%	5%	6%
<b>Indigenous Issues</b>	5%	3%	3%	3%	3%	3%	4%	3%	3%	4%	5%	4%
<b>Taxation</b>	3%	5%	6%	5%	6%	5%	6%	6%	5%	6%	4%	3%
<b>Defence</b>	1%	1%	1%	1%	2%	5%	3%	4%	3%	2%	1%	3%

The precision of Ipsos online polls are calculated using a credibility interval with a poll of 1,000 accurate to +/- 3.5 percentage points and of 500 accurate to +/- 4.8 percentage points.



This research was conducted by Ipsos, on its own behalf. 592 interviews were conducted via online panel between April and June 2021 (7-11 April n = 186 / 5-9 May n = 196 / 2-6 June n = 210) among Australian adults aged 18+.  
Data has been weighted to represent the adult Australian population. This research is compliant with the Australian Polling Council Quality Mark standards: <https://www.austliapollingcouncil.com/>.  
A long methodology disclosure statement is available here: <https://www.ipsos.com/en-au/polling-methodology-disclosure-statements>.








# IPSOS ISSUES MONITOR JUNE 2021

The top issues facing Queensland

Kylie Brosnan  
Head of Ipsos Public Affairs QLD  
✉ kylie.brosnan@ipsos.com  
☎ (07) 3016 7660

Kathy Benson  
Chief Client Officer ANZ  
✉ kathy.benson@ipsos.com  
☎ (07) 3016 7662



	2010	2011	2012	2013	2014	2015	2016	2017	2018	2019	2020	JAN-MAR 2021	APR-JUN 2021
 <b>Healthcare</b>	55%	53%	50%	52%	45%	38%	38%	31%	29%	34%	32%	28%	37%
 <b>Crime</b>	21%	28%	31%	33%	29%	27%	30%	27%	28%	27%	29%	34%	36%
 <b>Unemployment</b>	13%	14%	24%	27%	33%	39%	33%	31%	26%	25%	41%	33%	30%
 <b>Cost of Living</b>	37%	40%	38%	37%	39%	34%	30%	35%	36%	32%	27%	31%	29%
 <b>Housing</b>	24%	22%	18%	15%	15%	17%	19%	22%	20%	19%	14%	20%	28%
<b>The Economy</b>	19%	21%	23%	24%	26%	30%	25%	22%	16%	19%	38%	35%	26%
<b>Environment</b>	13%	14%	10%	10%	9%	10%	11%	14%	14%	22%	23%	19%	16%
<b>Poverty</b>	9%	6%	6%	8%	9%	9%	11%	12%	11%	12%	10%	12%	15%
<b>Petrol Prices</b>	13%	26%	24%	21%	21%	15%	11%	16%	29%	21%	11%	12%	14%
<b>Drug Abuse</b>	10%	9%	9%	10%	10%	17%	21%	18%	18%	18%	15%	15%	13%
<b>Transport</b>	17%	17%	15%	15%	12%	14%	17%	18%	16%	18%	14%	13%	13%
<b>Education</b>	21%	14%	17%	17%	18%	17%	16%	14%	13%	13%	12%	10%	11%
<b>Personal Debt</b>	17%	11%	10%	10%	8%	7%	9%	9%	11%	11%	10%	8%	6%
<b>Indigenous Issues</b>	5%	3%	3%	3%	3%	3%	4%	3%	3%	4%	5%	4%	6%
<b>Population</b>	12%	7%	5%	4%	4%	3%	5%	5%	8%	7%	5%	9%	6%
<b>Racism</b>	3%	2%	2%	4%	3%	3%	4%	5%	3%	3%	4%	6%	5%
<b>Immigration</b>	6%	7%	7%	7%	7%	6%	7%	8%	10%	8%	5%	6%	4%
<b>Taxation</b>	3%	5%	6%	5%	6%	5%	6%	6%	5%	6%	4%	3%	4%
<b>Defence</b>	1%	1%	1%	1%	2%	5%	3%	4%	3%	2%	1%	3%	2%





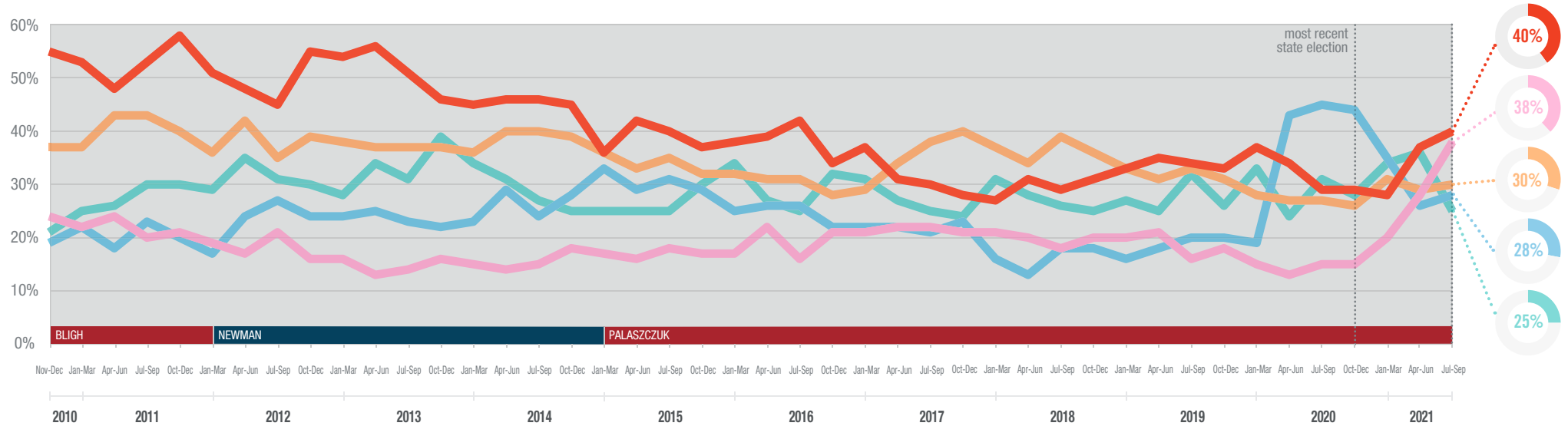
# IPSOS ISSUES MONITOR SEPTEMBER 2021

## The top issues facing Queensland

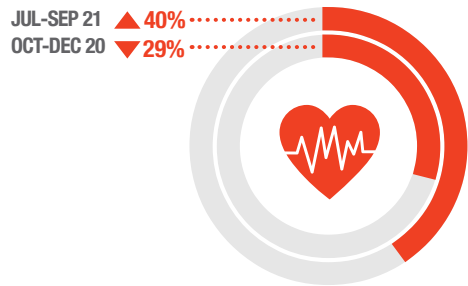
Kathy Benson  
Chief Client Officer ANZ  
✉ kathy.benson@ipsos.com  
☎ (07) 3016 7662



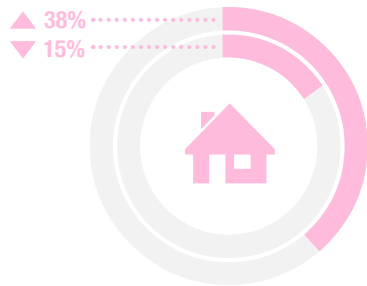
Each quarter we ask 600 Queenslanders to select the three most important issues facing their state. The top five issues facing Queensland between July and September 2021 are shown below. A summary of all issues facing Queensland can be found overleaf. If you would like to know more about the Ipsos Issues Monitor, or Ipsos Public Affairs in Queensland, please contact Kathy Benson.



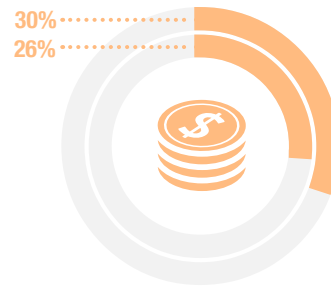
### Healthcare




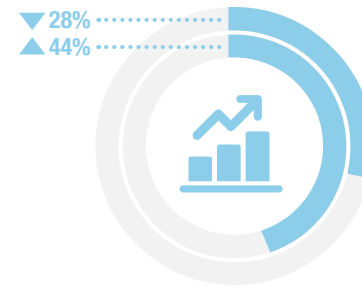
### Housing



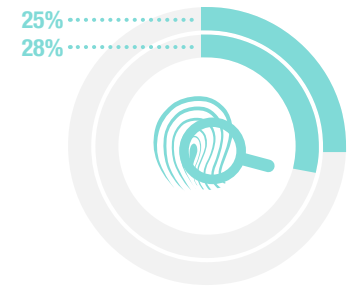
### Cost of Living



### The Economy



### Crime



▲▼  
significant difference compared with most recent state election

▲▼  
significant difference compared with the rest of Australia







# IPSOS ISSUES MONITOR SEPTEMBER 2021

The top issues facing Queensland

Kathy Benson  
Chief Client Officer ANZ  
✉ kathy.benson@ipsos.com  
☎ (07) 3016 7662



	2010	2011	2012	2013	2014	2015	2016	2017	2018	2019	2020	JAN-MAR 2021	APR-JUN 2021	JUL-SEP 2021
 <b>Healthcare</b>	55%	53%	50%	52%	45%	38%	38%	31%	29%	34%	32%	28%	37%	40%
 <b>Housing</b>	24%	22%	18%	15%	15%	17%	19%	22%	20%	19%	14%	20%	28%	38%
 <b>Cost of Living</b>	37%	40%	38%	37%	39%	34%	30%	35%	36%	32%	27%	31%	29%	30%
 <b>The Economy</b>	19%	21%	23%	24%	26%	30%	25%	22%	16%	19%	38%	35%	26%	28%
 <b>Crime</b>	21%	28%	31%	33%	29%	27%	30%	27%	28%	27%	29%	34%	36%	25%
<b>Unemployment</b>	13%	14%	24%	27%	33%	39%	33%	31%	26%	25%	41%	33%	30%	21%
<b>Environment</b>	13%	14%	10%	10%	9%	10%	11%	14%	14%	22%	23%	19%	16%	17%
<b>Petrol Prices</b>	13%	26%	24%	21%	21%	15%	11%	16%	29%	21%	11%	12%	14%	15%
<b>Drug Abuse</b>	10%	9%	9%	10%	10%	17%	21%	18%	18%	18%	15%	15%	13%	13%
<b>Poverty</b>	9%	6%	6%	8%	9%	9%	11%	12%	11%	12%	10%	12%	15%	13%
<b>Transport</b>	17%	17%	15%	15%	12%	14%	17%	18%	16%	18%	14%	13%	13%	12%
<b>Education</b>	21%	14%	17%	17%	18%	17%	16%	14%	13%	13%	12%	10%	11%	10%
<b>Personal Debt</b>	17%	11%	10%	10%	8%	7%	9%	9%	11%	11%	10%	8%	6%	9%
<b>Population</b>	12%	7%	5%	4%	4%	3%	5%	5%	8%	7%	5%	9%	6%	8%
<b>Immigration</b>	6%	7%	7%	7%	7%	6%	7%	8%	10%	8%	5%	6%	4%	6%
<b>Indigenous Issues</b>	5%	3%	3%	3%	3%	3%	4%	3%	3%	4%	5%	4%	6%	5%
<b>Taxation</b>	3%	5%	6%	5%	6%	5%	6%	6%	5%	6%	4%	3%	4%	4%
<b>Racism</b>	3%	2%	2%	4%	3%	3%	4%	5%	3%	3%	4%	6%	5%	4%
<b>Defence</b>	1%	1%	1%	1%	2%	5%	3%	4%	3%	2%	1%	3%	2%	3%





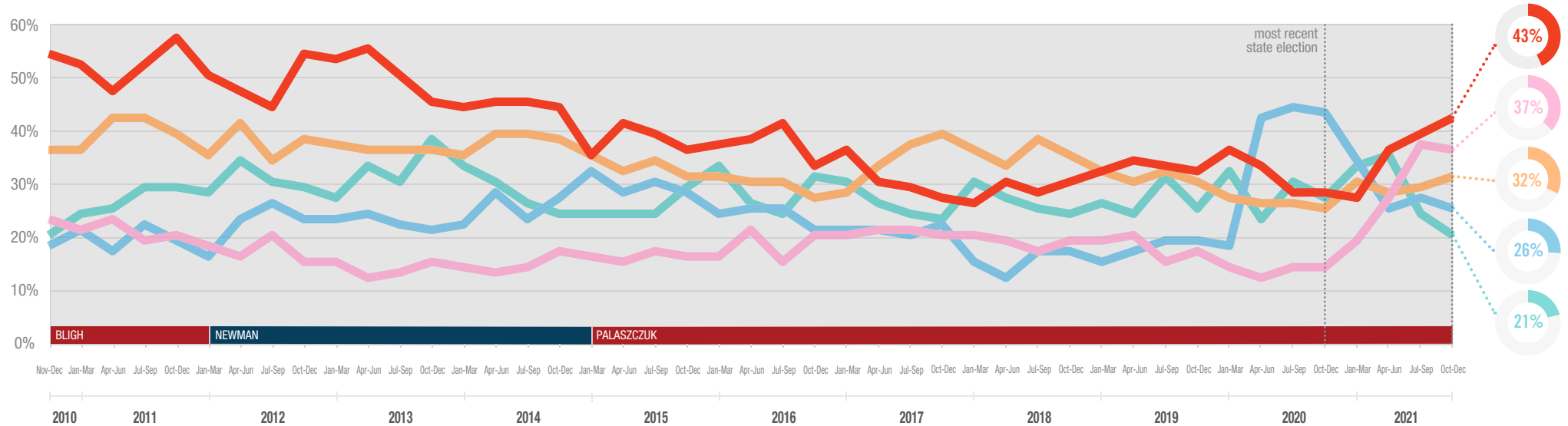
# IPSOS ISSUES MONITOR DECEMBER 2021

## The top issues facing Queensland

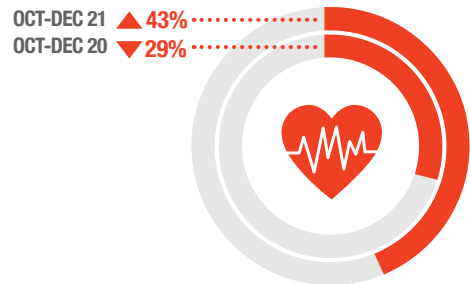
Kathy Benson  
Chief Client Officer ANZ  
✉ kathy.benson@ipsos.com  
☎ (07) 3016 7662



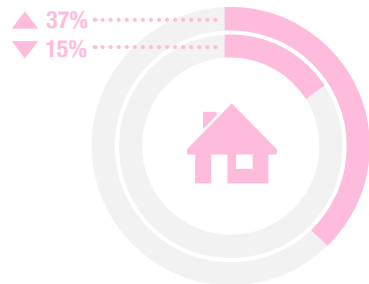
Each quarter we ask 600 Queenslanders to select the three most important issues facing their state. The top five issues facing Queensland between October and December 2021 are shown below. A summary of all issues facing Queensland can be found overleaf. If you would like to know more about the Ipsos Issues Monitor, or Ipsos Public Affairs in Queensland, please contact Kathy Benson.



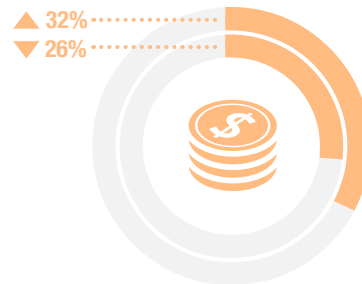
### Healthcare



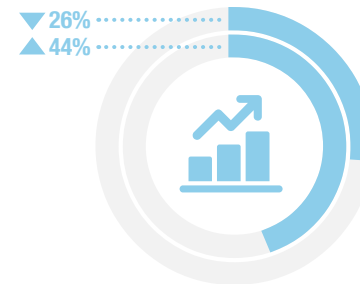
### Housing



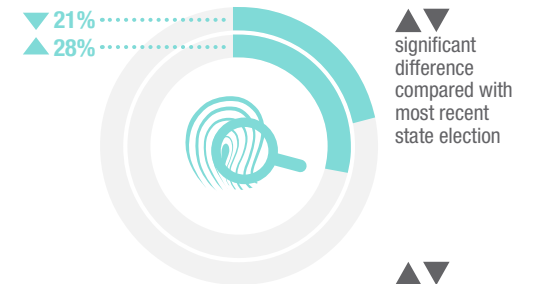
### Cost of Living



### The Economy



### Crime



QLD  
REST OF  
AUSTRALIA










# IPSOS ISSUES MONITOR DECEMBER 2021

The top issues facing Queensland

Kathy Benson  
Chief Client Officer ANZ  
✉ kathy.benson@ipsos.com  
☎ (07) 3016 7662



	2010	2011	2012	2013	2014	2015	2016	2017	2018	2019	2020	JAN-MAR 2021	APR-JUN 2021	JUL-SEP 2021	OCT-DEC 2021
 <b>Healthcare</b>	55%	53%	50%	52%	45%	38%	38%	31%	29%	34%	32%	28%	37%	40%	43%
 <b>Housing</b>	24%	22%	18%	15%	15%	17%	19%	22%	20%	19%	14%	20%	28%	38%	37%
 <b>Cost of Living</b>	37%	40%	38%	37%	39%	34%	30%	35%	36%	32%	27%	31%	29%	30%	32%
 <b>The Economy</b>	19%	21%	23%	24%	26%	30%	25%	22%	16%	19%	38%	35%	26%	28%	26%
 <b>Crime</b>	21%	28%	31%	33%	29%	27%	30%	27%	28%	27%	29%	34%	36%	25%	21%
<b>Environment</b>	13%	14%	10%	10%	9%	10%	11%	14%	14%	22%	23%	19%	16%	17%	19%
<b>Unemployment</b>	13%	14%	24%	27%	33%	39%	33%	31%	26%	25%	41%	33%	30%	21%	18%
<b>Petrol Prices</b>	13%	26%	24%	21%	21%	15%	11%	16%	29%	21%	11%	12%	14%	15%	17%
<b>Poverty</b>	9%	6%	6%	8%	9%	9%	11%	12%	11%	12%	10%	12%	15%	13%	16%
<b>Education</b>	21%	14%	17%	17%	18%	17%	16%	14%	13%	13%	12%	10%	11%	10%	12%
<b>Transport</b>	17%	17%	15%	15%	12%	14%	17%	18%	16%	18%	14%	13%	13%	12%	10%
<b>Drug Abuse</b>	10%	9%	9%	10%	10%	17%	21%	18%	18%	18%	15%	15%	13%	13%	9%
<b>Personal Debt</b>	17%	11%	10%	10%	8%	7%	9%	9%	11%	11%	10%	8%	6%	9%	9%
<b>Population</b>	12%	7%	5%	4%	4%	3%	5%	5%	8%	7%	5%	9%	6%	8%	8%
<b>Taxation</b>	3%	5%	6%	5%	6%	5%	6%	6%	5%	6%	4%	3%	4%	4%	7%
<b>Racism</b>	3%	2%	2%	4%	3%	3%	4%	5%	3%	3%	4%	6%	5%	4%	5%
<b>Immigration</b>	6%	7%	7%	7%	7%	6%	7%	8%	10%	8%	5%	6%	4%	6%	5%
<b>Indigenous Issues</b>	5%	3%	3%	3%	3%	3%	4%	3%	3%	4%	5%	4%	6%	5%	4%
<b>Defence</b>	1%	1%	1%	1%	2%	5%	3%	4%	3%	2%	1%	3%	2%	3%	3%







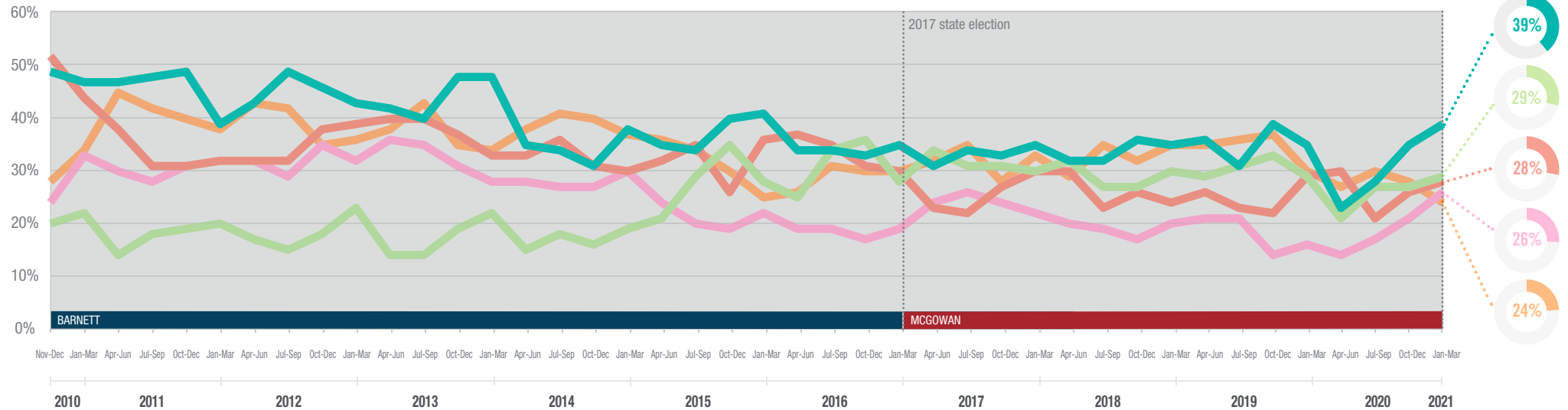
# IPSOS ISSUES MONITOR MARCH 2021

## The top issues facing Western Australia

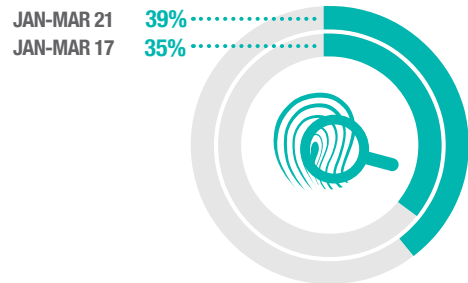
Shaun Griffin  
Chief Operations Officer ANZ  
✉ shaun.griffin@ipsos.com  
☎ (08) 9463 0761



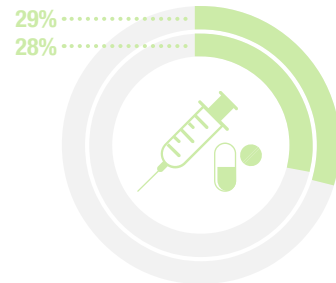
Each quarter we ask 300 Western Australians to select the three most important issues facing their state. The top five issues facing Western Australia between January and March 2021 are shown below. A summary of all issues facing Western Australia can be found overleaf. If you would like to know more about the Ipsos Issues Monitor, or Ipsos Public Affairs in Western Australia, please contact Shaun Griffin.



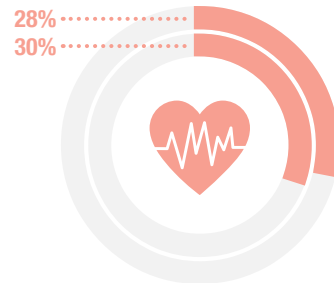
### Crime



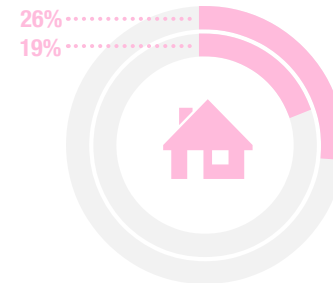
### Drug Abuse



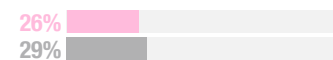
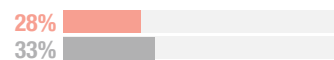

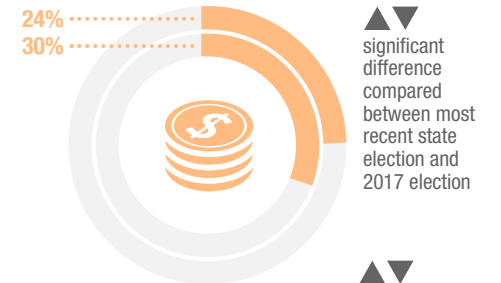
### Healthcare



### Housing



### Cost of Living










# IPSOS ISSUES MONITOR MARCH 2021

The top issues facing Western Australia

Shaun Griffin  
Chief Operations Officer ANZ  
✉ shaun.griffin@ipsos.com  
☎ (08) 9463 0761



	2010	2011	2012	2013	2014	2015	2016	2017	2018	2019	2020	JAN-MAR 2021
 <b>Crime</b>	49%	48%	44%	43%	37%	37%	36%	33%	34%	35%	31%	39%
 <b>Drug Abuse</b>	20%	18%	18%	18%	18%	26%	31%	31%	29%	31%	26%	29%
 <b>Healthcare</b>	52%	36%	34%	39%	33%	31%	35%	25%	27%	24%	27%	28%
 <b>Housing</b>	24%	31%	32%	33%	27%	23%	19%	23%	19%	19%	17%	26%
 <b>Cost of Living</b>	28%	40%	39%	38%	38%	34%	28%	31%	32%	36%	29%	24%
<b>Environment</b>	24%	19%	17%	12%	9%	8%	9%	8%	11%	18%	18%	24%
<b>The Economy</b>	8%	9%	11%	13%	21%	28%	31%	30%	25%	20%	31%	23%
<b>Unemployment</b>	4%	5%	8%	9%	16%	24%	29%	35%	28%	29%	38%	23%
<b>Poverty</b>	7%	7%	9%	8%	10%	9%	9%	9%	11%	14%	13%	18%
<b>Education</b>	13%	10%	12%	16%	19%	13%	14%	11%	12%	8%	10%	12%
<b>Personal Debt</b>	15%	12%	10%	9%	8%	8%	8%	12%	13%	12%	11%	12%
<b>Transport</b>	6%	12%	15%	21%	18%	18%	16%	14%	10%	10%	10%	10%
<b>Racism</b>	8%	5%	4%	3%	3%	4%	4%	5%	4%	4%	6%	5%
<b>Defence</b>	3%	1%	2%	2%	3%	4%	3%	3%	3%	2%	3%	5%
<b>Indigenous Issues</b>	5%	4%	6%	4%	3%	4%	3%	3%	3%	5%	7%	5%
<b>Petrol Prices</b>	7%	17%	14%	11%	12%	7%	6%	7%	15%	11%	7%	5%
<b>Population</b>	6%	3%	6%	6%	6%	5%	6%	4%	6%	5%	4%	4%
<b>Taxation</b>	4%	5%	6%	4%	7%	8%	7%	6%	6%	7%	6%	4%
<b>Immigration</b>	19%	16%	14%	11%	10%	8%	8%	8%	10%	10%	6%	2%

The precision of Ipsos online polls are calculated using a credibility interval with a poll of 1,000 accurate to +/- 3.5 percentage points and of 500 accurate to +/- 4.8 percentage points.



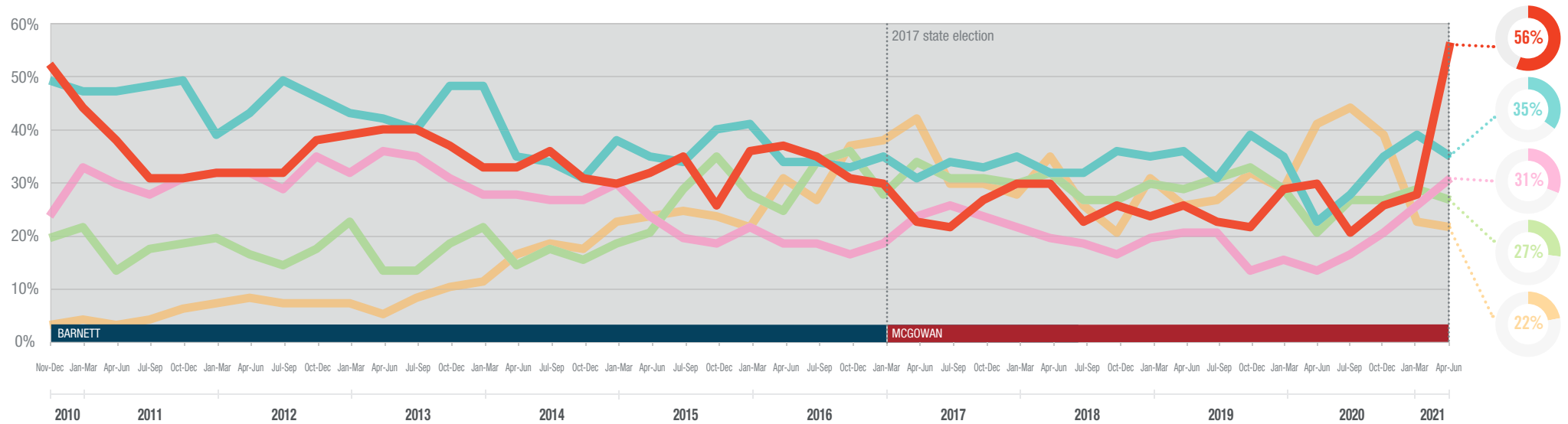
# IPSOS ISSUES MONITOR JUNE 2021

## The top issues facing Western Australia

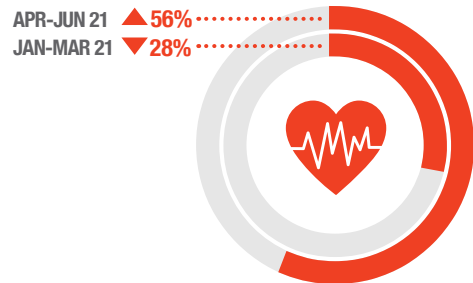
Shaun Griffin  
Chief Operations Officer ANZ  
✉ shaun.griffin@ipsos.com  
☎ (08) 9463 0761



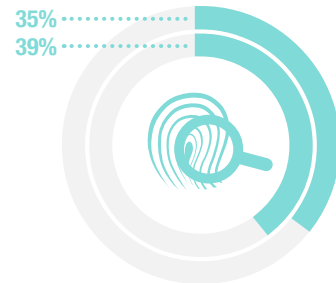
Each quarter we ask 300 Western Australians to select the three most important issues facing their state. The top five issues facing Western Australia between January and March 2021 are shown below. A summary of all issues facing Western Australia can be found overleaf. If you would like to know more about the Ipsos Issues Monitor, or Ipsos Public Affairs in Western Australia, please contact Shaun Griffin.



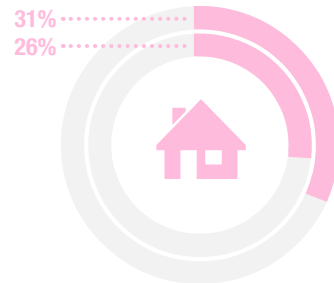
### Healthcare



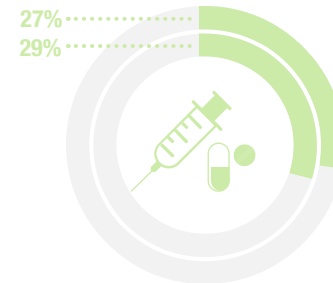
### Crime




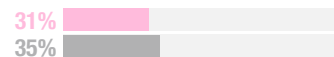
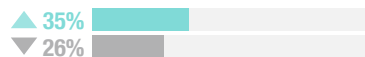
### Housing



### Drug Abuse



### Unemployment










# IPSOS ISSUES MONITOR JUNE 2021

The top issues facing Western Australia

Shaun Griffin  
Chief Operations Officer ANZ  
✉ shaun.griffin@ipsos.com  
📞 (08) 9463 0761



	2010	2011	2012	2013	2014	2015	2016	2017	2018	2019	2020	JAN-MAR 2021	APR-JUN 2021
 <b>Healthcare</b>	52%	36%	34%	39%	33%	31%	35%	25%	27%	24%	27%	28%	56%
 <b>Crime</b>	49%	48%	44%	43%	37%	37%	36%	33%	34%	35%	31%	39%	35%
 <b>Housing</b>	24%	31%	32%	33%	27%	23%	19%	23%	19%	19%	17%	26%	31%
 <b>Drug Abuse</b>	20%	18%	18%	18%	18%	26%	31%	31%	29%	31%	26%	29%	27%
 <b>Unemployment</b>	4%	5%	8%	9%	16%	24%	29%	35%	28%	29%	38%	23%	22%
<b>Cost of Living</b>	28%	40%	39%	38%	38%	34%	28%	31%	32%	36%	29%	24%	20%
<b>Environment</b>	24%	19%	17%	12%	9%	8%	9%	8%	11%	18%	18%	24%	19%
<b>The Economy</b>	8%	9%	11%	13%	21%	28%	31%	30%	25%	20%	31%	23%	15%
<b>Poverty</b>	7%	7%	9%	8%	10%	9%	9%	9%	11%	14%	13%	18%	15%
<b>Education</b>	13%	10%	12%	16%	19%	13%	14%	11%	12%	8%	10%	12%	13%
<b>Transport</b>	6%	12%	15%	21%	18%	18%	16%	14%	10%	10%	10%	10%	9%
<b>Personal Debt</b>	15%	12%	10%	9%	8%	8%	8%	12%	13%	12%	11%	12%	8%
<b>Petrol Prices</b>	7%	17%	14%	11%	12%	7%	6%	7%	15%	11%	7%	5%	7%
<b>Indigenous Issues</b>	5%	4%	6%	4%	3%	4%	3%	3%	3%	5%	7%	5%	6%
<b>Racism</b>	8%	5%	4%	3%	3%	4%	4%	5%	4%	4%	6%	5%	5%
<b>Immigration</b>	19%	16%	14%	11%	10%	8%	8%	8%	10%	10%	6%	2%	4%
<b>Taxation</b>	4%	5%	6%	4%	7%	8%	7%	6%	6%	7%	6%	4%	4%
<b>Population</b>	6%	3%	6%	6%	6%	5%	6%	4%	6%	5%	4%	4%	3%
<b>Defence</b>	3%	1%	2%	2%	3%	4%	3%	3%	3%	2%	3%	5%	2%





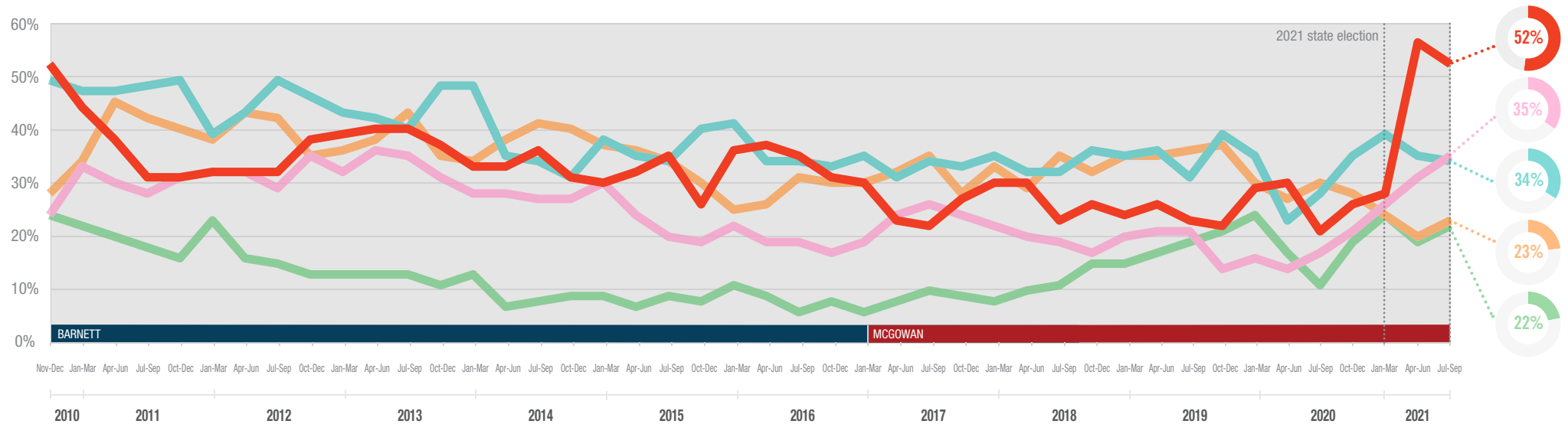
# IPSOS ISSUES MONITOR SEPTEMBER 2021

## The top issues facing Western Australia

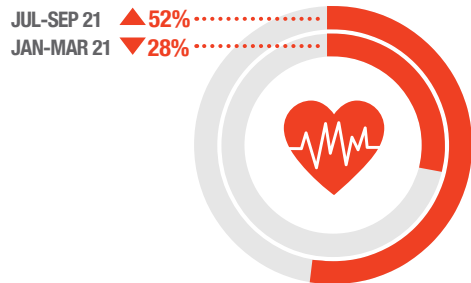
**Brad Hyde**  
Director, Perth  
✉ brad.hyde@ipsos.com  
☎ +61 423 418 127



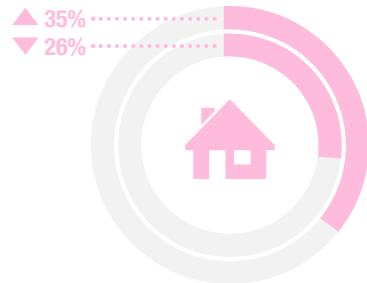
Each quarter we ask 300 Western Australians to select the three most important issues facing their state. The top five issues facing Western Australia between July and September 2021 are shown below. A summary of all issues facing Western Australia can be found overleaf. If you would like to know more about the Ipsos Issues Monitor, or Ipsos Public Affairs in Western Australia, please contact Brad Hyde.



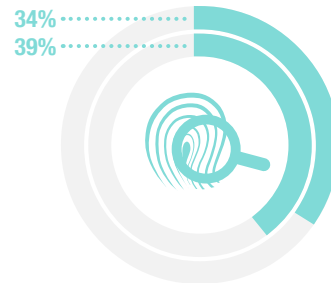
### Healthcare



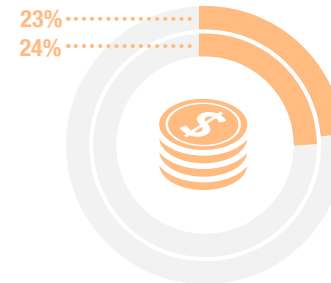
### Housing



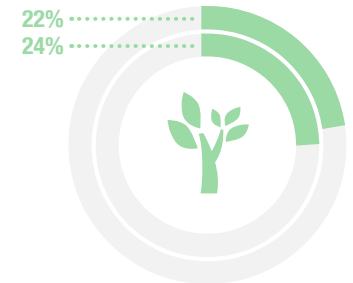
### Crime



### Cost of Living




### Environment



▲▼  
significant  
difference  
compared with  
most recent  
state election

▲▼  
significant  
difference  
compared with  
the rest of  
Australia










# IPSOS ISSUES MONITOR SEPTEMBER 2021

The top issues facing Western Australia

Brad Hyde  
Director, Perth  
✉ brad.hyde@ipsos.com  
☎ +61 423 418 127



	2010	2011	2012	2013	2014	2015	2016	2017	2018	2019	2020	JAN-MAR 2021	APR-JUN 2021	JUL-SEP 2021
 <b>Healthcare</b>	52%	36%	34%	39%	33%	31%	35%	25%	27%	24%	27%	28%	56%	52%
 <b>Housing</b>	24%	31%	32%	33%	27%	23%	19%	23%	19%	19%	17%	26%	31%	35%
 <b>Crime</b>	49%	48%	44%	43%	37%	37%	36%	33%	34%	35%	31%	39%	35%	34%
 <b>Cost of Living</b>	28%	40%	39%	38%	38%	34%	28%	31%	32%	36%	29%	24%	20%	23%
 <b>Environment</b>	24%	19%	17%	12%	9%	8%	9%	8%	11%	18%	18%	24%	19%	22%
<b>The Economy</b>	8%	9%	11%	13%	21%	28%	31%	30%	25%	20%	31%	23%	15%	22%
<b>Drug Abuse</b>	20%	18%	18%	18%	18%	26%	31%	31%	29%	31%	26%	29%	27%	19%
<b>Poverty</b>	7%	7%	9%	8%	10%	9%	9%	9%	11%	14%	13%	18%	15%	15%
<b>Unemployment</b>	4%	5%	8%	9%	16%	24%	29%	35%	28%	29%	38%	23%	22%	13%
<b>Personal Debt</b>	15%	12%	10%	9%	8%	8%	8%	12%	13%	12%	11%	12%	8%	13%
<b>Transport</b>	6%	12%	15%	21%	18%	18%	16%	14%	10%	10%	10%	10%	9%	10%
<b>Petrol Prices</b>	7%	17%	14%	11%	12%	7%	6%	7%	15%	11%	7%	5%	7%	9%
<b>Education</b>	13%	10%	12%	16%	19%	13%	14%	11%	12%	8%	10%	12%	13%	9%
<b>Indigenous Issues</b>	5%	4%	6%	4%	3%	4%	3%	3%	3%	5%	7%	5%	6%	5%
<b>Immigration</b>	19%	16%	14%	11%	10%	8%	8%	8%	10%	10%	6%	2%	4%	4%
<b>Population</b>	6%	3%	6%	6%	6%	5%	6%	4%	6%	5%	4%	4%	3%	4%
<b>Defence</b>	3%	1%	2%	2%	3%	4%	3%	3%	3%	2%	3%	5%	2%	4%
<b>Racism</b>	8%	5%	4%	3%	3%	4%	4%	5%	4%	4%	6%	5%	5%	4%
<b>Taxation</b>	4%	5%	6%	4%	7%	8%	7%	6%	6%	7%	6%	4%	4%	3%





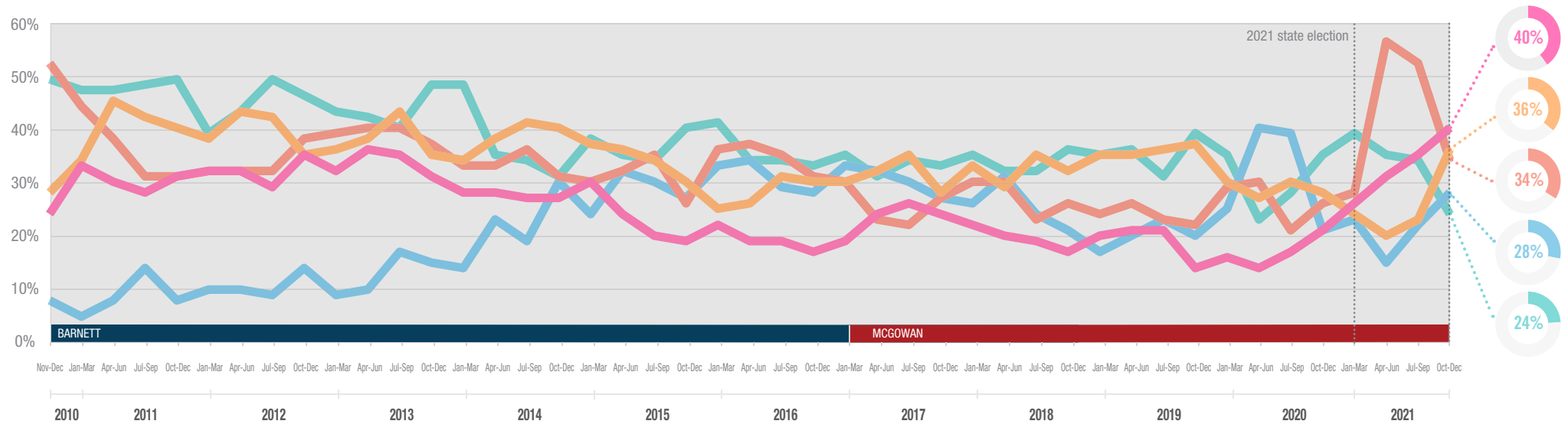
# IPSOS ISSUES MONITOR DECEMBER 2021

## The top issues facing Western Australia

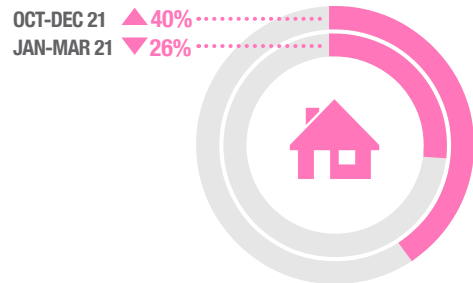
**Brad Hyde**  
Director, Perth  
✉ brad.hyde@ipsos.com  
☎ +61 423 418 127



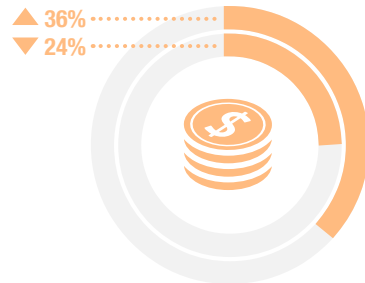
Each quarter we ask 300 Western Australians to select the three most important issues facing their state. The top five issues facing Western Australia between October and December 2021 are shown below. A summary of all issues facing Western Australia can be found overleaf. If you would like to know more about the Ipsos Issues Monitor, or Ipsos Public Affairs in Western Australia, please contact Brad Hyde.



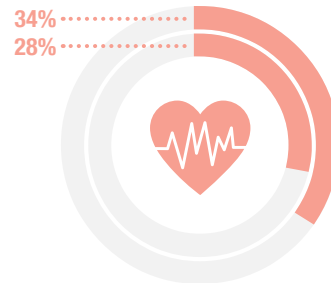
### Housing



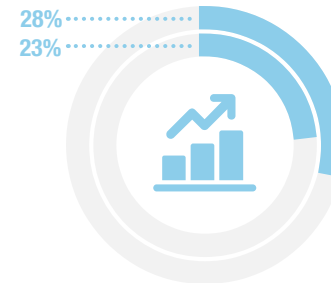
### Cost of Living




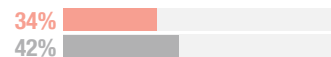

### Healthcare



### The Economy



### Crime



▲▼  
significant  
difference  
compared with  
most recent  
state election

▲▼  
significant  
difference  
compared with  
the rest of  
Australia








# IPSOS ISSUES MONITOR DECEMBER 2021

The top issues facing Western Australia

Brad Hyde  
Director, Perth  
✉ brad.hyde@ipsos.com  
☎ +61 423 418 127



	2010	2011	2012	2013	2014	2015	2016	2017	2018	2019	2020	JAN-MAR 2021	APR-JUN 2021	JUL-SEP 2021	OCT-DEC 2021
 <b>Housing</b>	24%	31%	32%	33%	27%	23%	19%	23%	19%	19%	17%	26%	31%	35%	40%
 <b>Cost of Living</b>	28%	40%	39%	38%	38%	34%	28%	31%	32%	36%	29%	24%	20%	23%	36%
 <b>Healthcare</b>	52%	36%	34%	39%	33%	31%	35%	25%	27%	24%	27%	28%	56%	52%	34%
 <b>The Economy</b>	8%	9%	11%	13%	21%	28%	31%	30%	25%	20%	31%	23%	15%	22%	28%
 <b>Crime</b>	49%	48%	44%	43%	37%	37%	36%	33%	34%	35%	31%	39%	35%	34%	24%
<b>Environment</b>	24%	19%	17%	12%	9%	8%	9%	8%	11%	18%	18%	24%	19%	22%	19%
<b>Petrol Prices</b>	7%	17%	14%	11%	12%	7%	6%	7%	15%	11%	7%	5%	7%	9%	18%
<b>Unemployment</b>	4%	5%	8%	9%	16%	24%	29%	35%	28%	29%	38%	23%	22%	13%	17%
<b>Drug Abuse</b>	20%	18%	18%	18%	18%	26%	31%	31%	29%	31%	26%	29%	27%	19%	16%
<b>Poverty</b>	7%	7%	9%	8%	10%	9%	9%	9%	11%	14%	13%	18%	15%	15%	12%
<b>Personal Debt</b>	15%	12%	10%	9%	8%	8%	8%	12%	13%	12%	11%	12%	8%	13%	10%
<b>Transport</b>	6%	12%	15%	21%	18%	18%	16%	14%	10%	10%	10%	10%	9%	10%	10%
<b>Taxation</b>	4%	5%	6%	4%	7%	8%	7%	6%	6%	7%	6%	4%	4%	3%	8%
<b>Education</b>	13%	10%	12%	16%	19%	13%	14%	11%	12%	8%	10%	12%	13%	9%	7%
<b>Immigration</b>	19%	16%	14%	11%	10%	8%	8%	8%	10%	10%	6%	2%	4%	4%	6%
<b>Population</b>	6%	3%	6%	6%	6%	5%	6%	4%	6%	5%	4%	4%	3%	4%	5%
<b>Racism</b>	8%	5%	4%	3%	3%	4%	4%	5%	4%	4%	6%	5%	5%	4%	4%
<b>Indigenous Issues</b>	5%	4%	6%	4%	3%	4%	3%	3%	3%	5%	7%	5%	6%	5%	4%
<b>Defence</b>	3%	1%	2%	2%	3%	4%	3%	3%	3%	2%	3%	5%	2%	4%	2%

