

# WHAT WORRIES THE WORLD?

GERMANY REPORT

May 2026

# GERMANY SUMMARY: MAY 2026

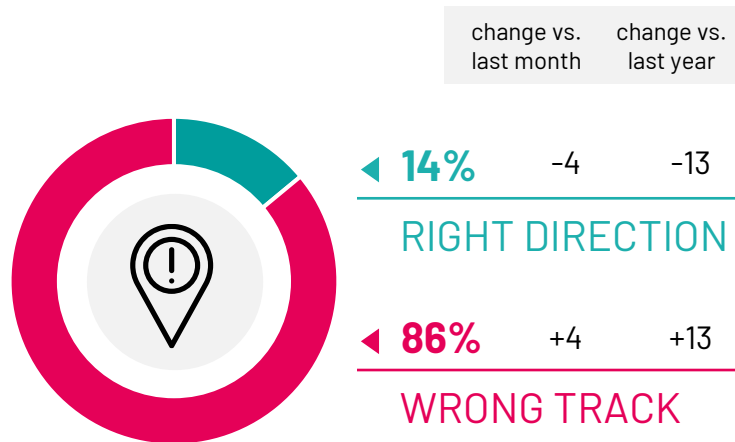
## Top five worries

Q: Which three of the following topics do you find the most worrying in your country?

		change vs. last month	change vs. last year
Inflation	34%	+3	+3
Poverty & social inequality	32%	-4	+1
Crime & violence	27%	+3	-2
Military conflict between	27%	-4	+3
Immigration control	27%	-2	-11

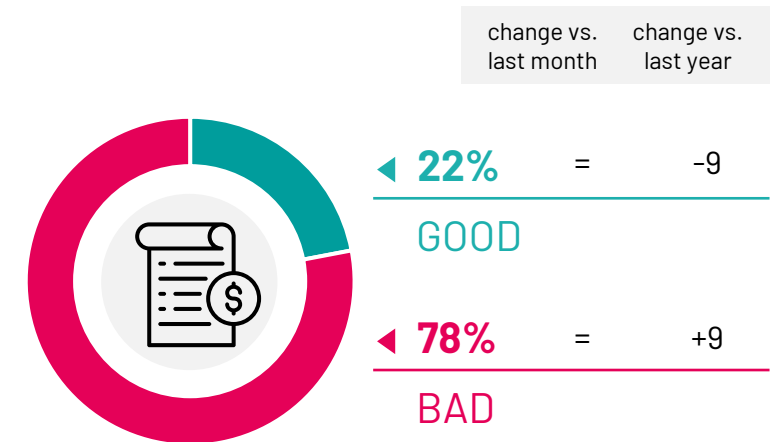
## State of the country

Q: Generally speaking, would you say things in this country are heading in the right direction, or are they off on the wrong track?



## State of the economy

Q: How would you describe the current economic situation in your country?



Base: Representative sample of German adults aged 16-74. c.1000 per month

Source: Ipsos Global Advisor. Global score is a Global Country Average. See methodology for details. Filter: Country: Germany | Current Wave: May 26

# WORLD SUMMARY: MAY 2026

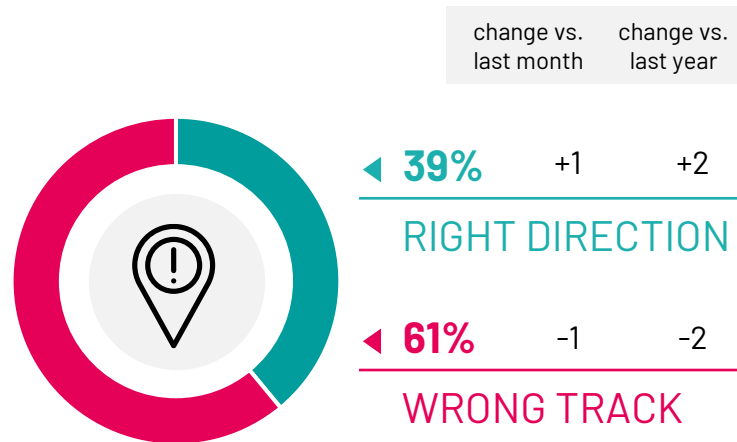
## Top five worries

Q: Which three of the following topics do you find the most worrying in your country?

		change vs. last month	change vs. last year
Inflation	32%	-1	-1
Crime & violence	31%	=	-2
Unemployment	29%	+1	+2
Poverty & social inequality	29%	+1	=
Financial/political corruption	27%	+1	+1

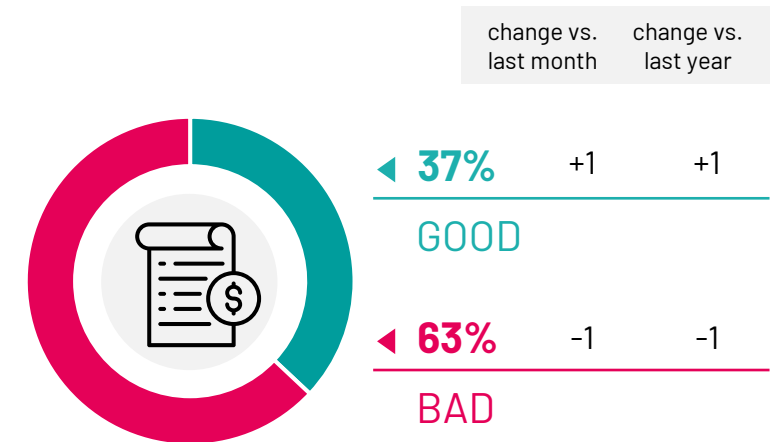
## State of the country

Q: Generally speaking, would you say things in this country are heading in the right direction, or are they off on the wrong track?



## State of the economy

Q: How would you describe the current economic situation in your country?



Base: Representative sample of 23,523 adults aged 16-74 in 30 participating countries, April 24th 2026 - May 8th 2026.

Source: Ipsos Global Advisor. Global score is a Global Country Average. See methodology for details. Filter: Country: World | Current Wave: May 26

# DIRECTION OF TRAVEL



- Country comparisons
- Trends over time: Germany
- Trends over time: World

# Right vs. Wrong Direction Monitor

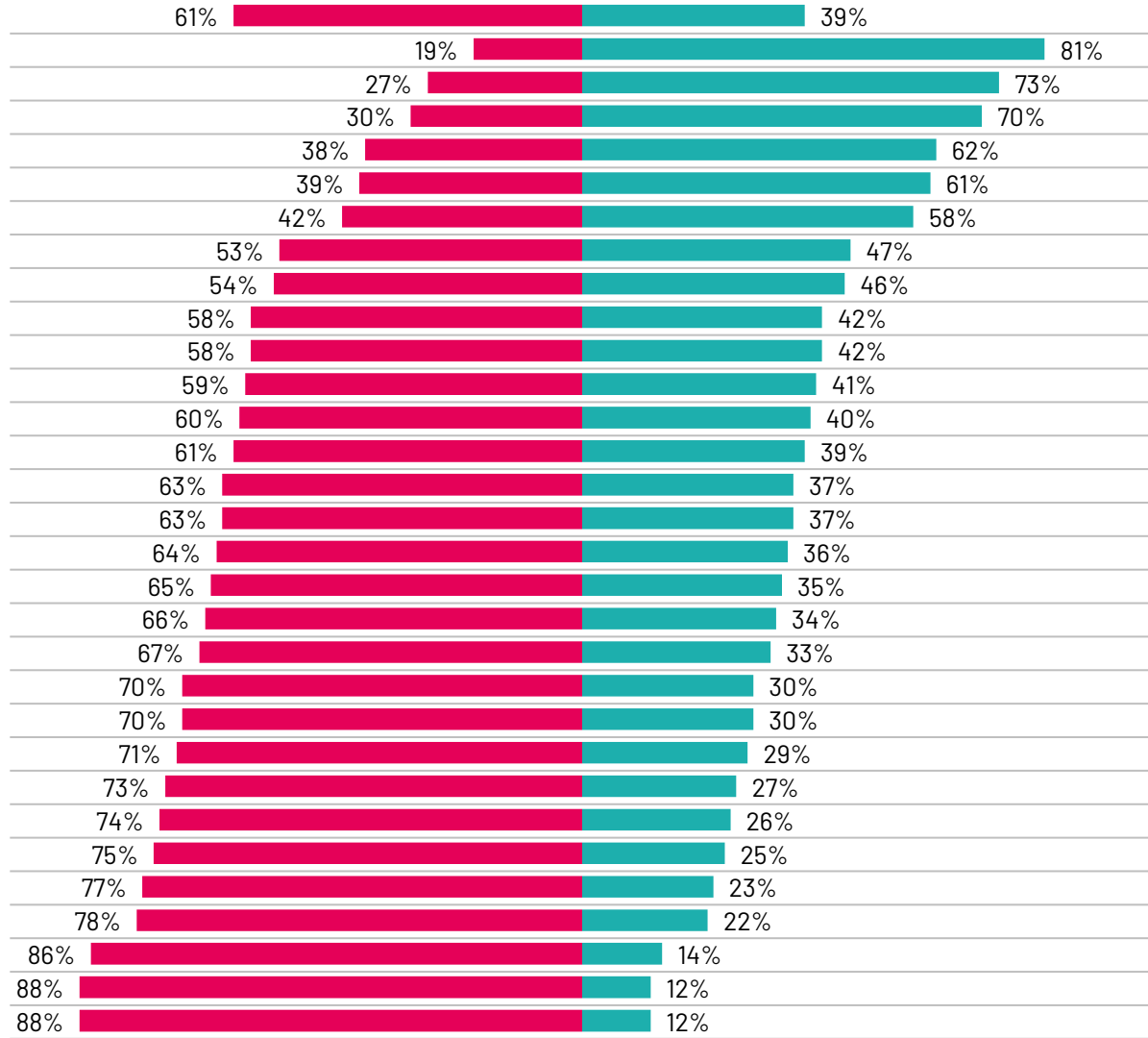
**Base:** Representative sample of 23,523 adults aged 16-74 in 30 participating countries, April 24th 2026 - May 8th 2026.

**Source:** Ipsos Global Advisor. Global score is a Global Country Average. See methodology for details. **Filter:** Country: World | Current Wave: May 26

## Country

World
Singapore
India
Malaysia
Hungary
South Korea
Indonesia
Thailand
Canada
Chile
Argentina
Australia
Poland
Brazil
Colombia
Japan
Ireland
Mexico
Israel
Spain
US
Sweden
South Africa
Belgium
Türkiye
Italy
Great Britain
Netherlands
Germany
Peru
France

## Q: Would you say things in this country are heading in the right direction, or are they off on the wrong track? (May 2026)



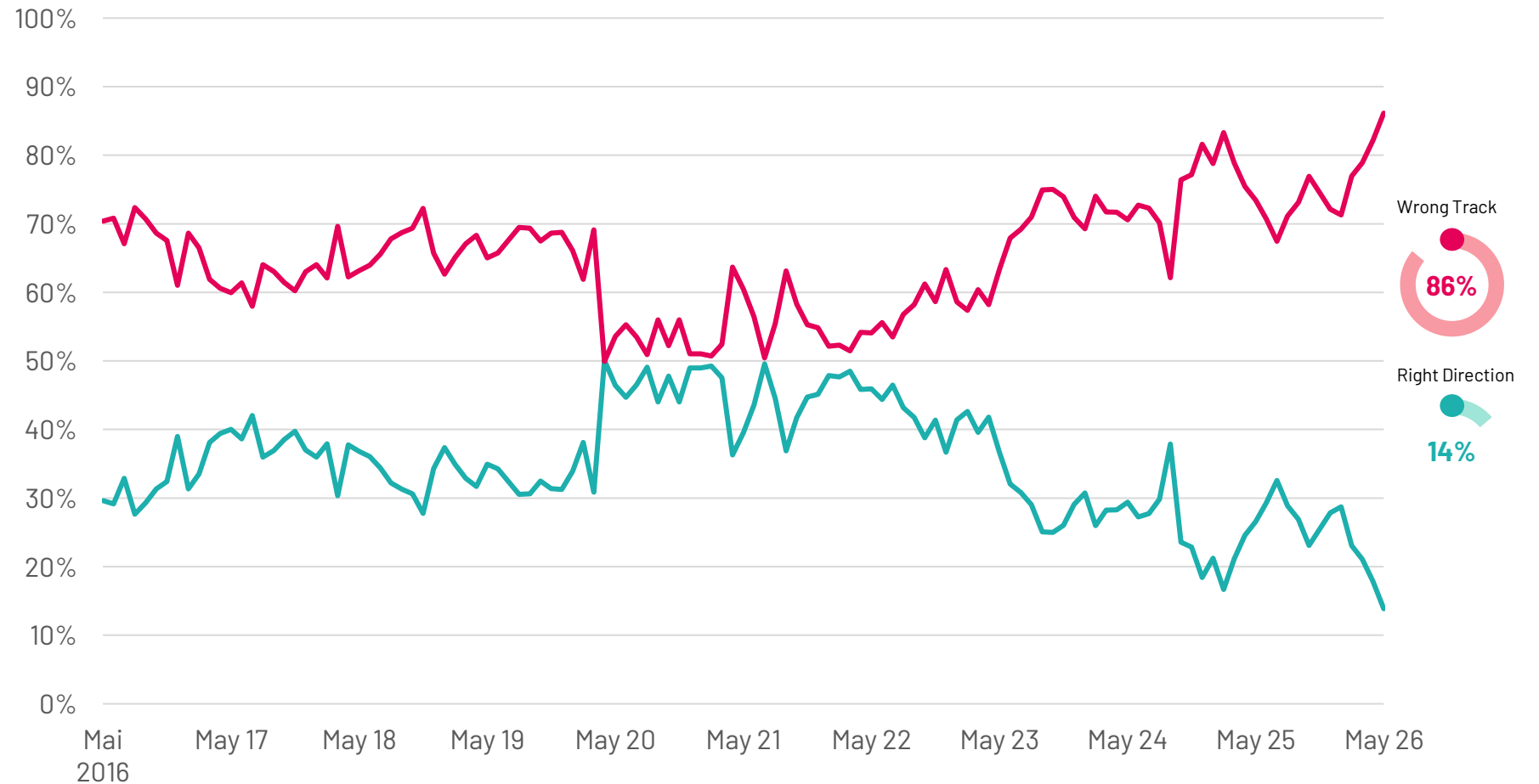
Right Direction  
Wrong Track

# Germany Right/Wrong Direction

**Base:** Representative sample of German adults aged 16-74. c.1000 per month

**Source:** Ipsos Global Advisor. Global score is a Global Country Average. See methodology for details. **Filter:** Country: Germany | Current Wave: May 26

**Q: Would you say things in this country are heading in the right direction, or are they off on the wrong track?**



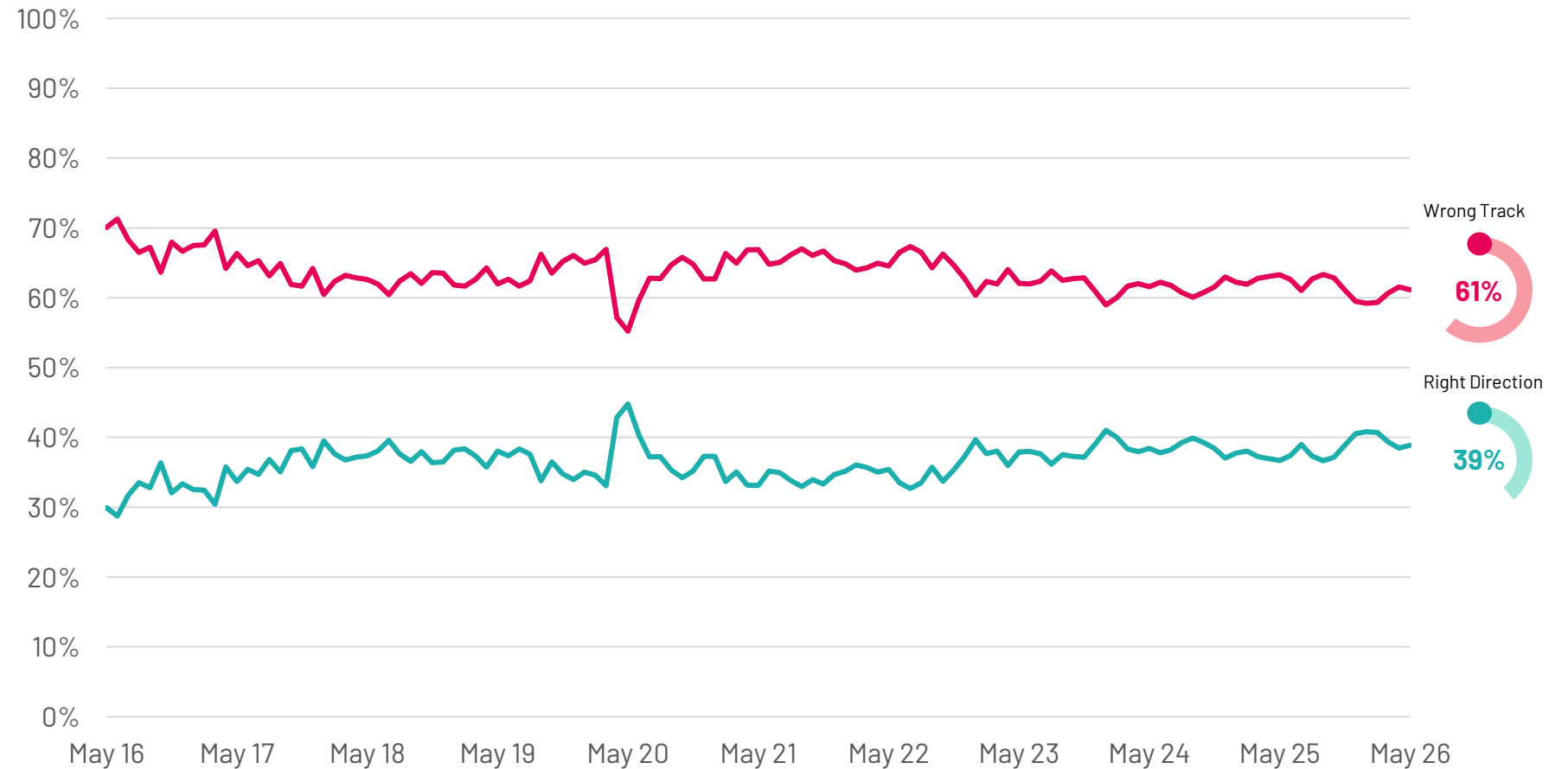
# Global Right/Wrong Direction

Global country average score

**Base:** Representative sample of 23,523 adults aged 16-74 in 30 participating countries, April 24th 2026 - May 8th 2026.

**Source:** Ipsos Global Advisor. Global score is a Global Country Average. See methodology for details. **Filter:** Country: World | Current Wave: May 26

**Q: Would you say things in this country are heading in the right direction, or are they off on the wrong track?**



# GERMANY'S WORRIES

- Germany's top worries
- World's top worries
- Trends over time for worries: Germany & World

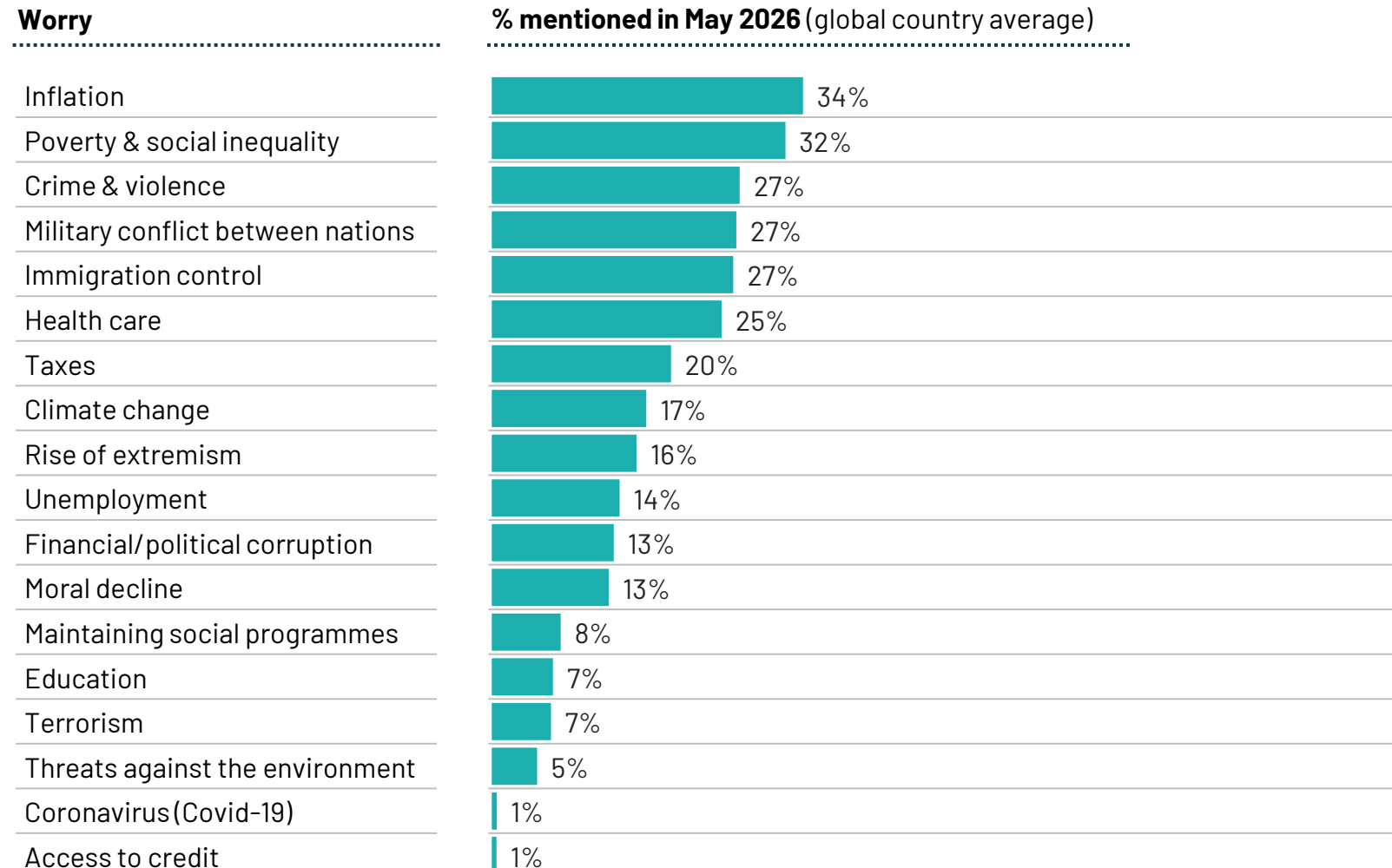
# Germany's Worries

[Commentary]

**Base:** Representative sample of German adults aged 16-74. c.1000 per month

**Source:** Ipsos Global Advisor. Global score is a Global Country Average. See methodology for details. **Filter:** Country: Germany | Current Wave: May 26

## Q: Which three of the following topics do you find the most worrying in your country?



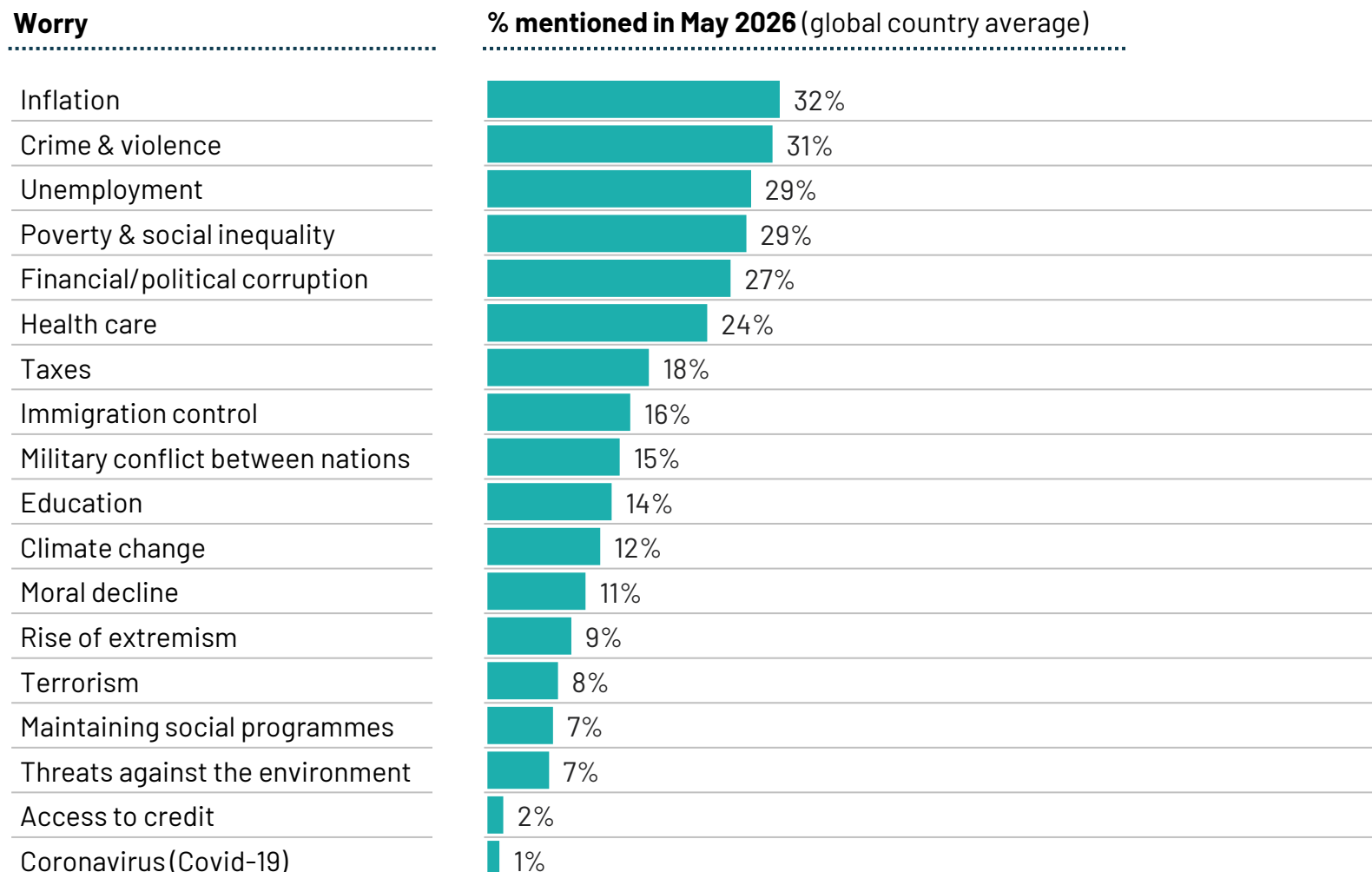
# World Worries

[Commentary]

**Base:** Representative sample of 23,523 adults aged 16-74 in 30 participating countries, April 24th 2026 - May 8th 2026.

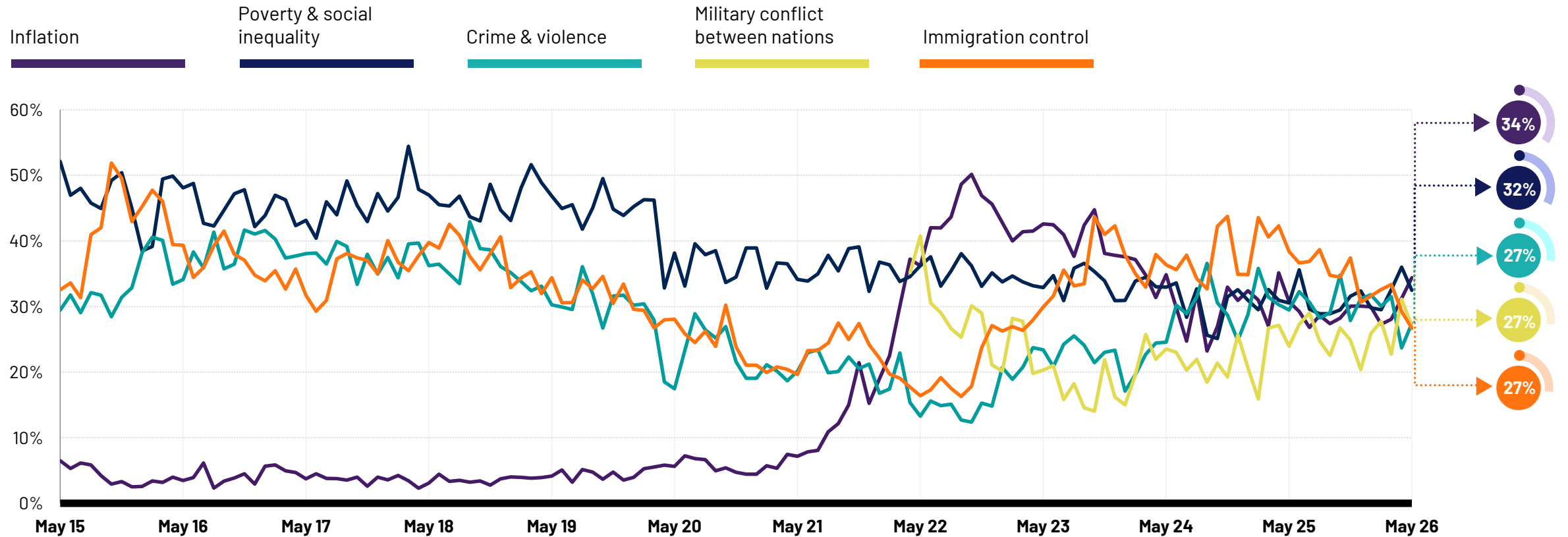
**Source:** Ipsos Global Advisor. Global score is a Global Country Average. See methodology for details. **Filter:** Country: World | Current Wave: May 26

## Q: Which three of the following topics do you find the most worrying in your country?



# Germany's current top five worries: long-term trend

Q: Which three of the following topics do you find the most worrying in your country?

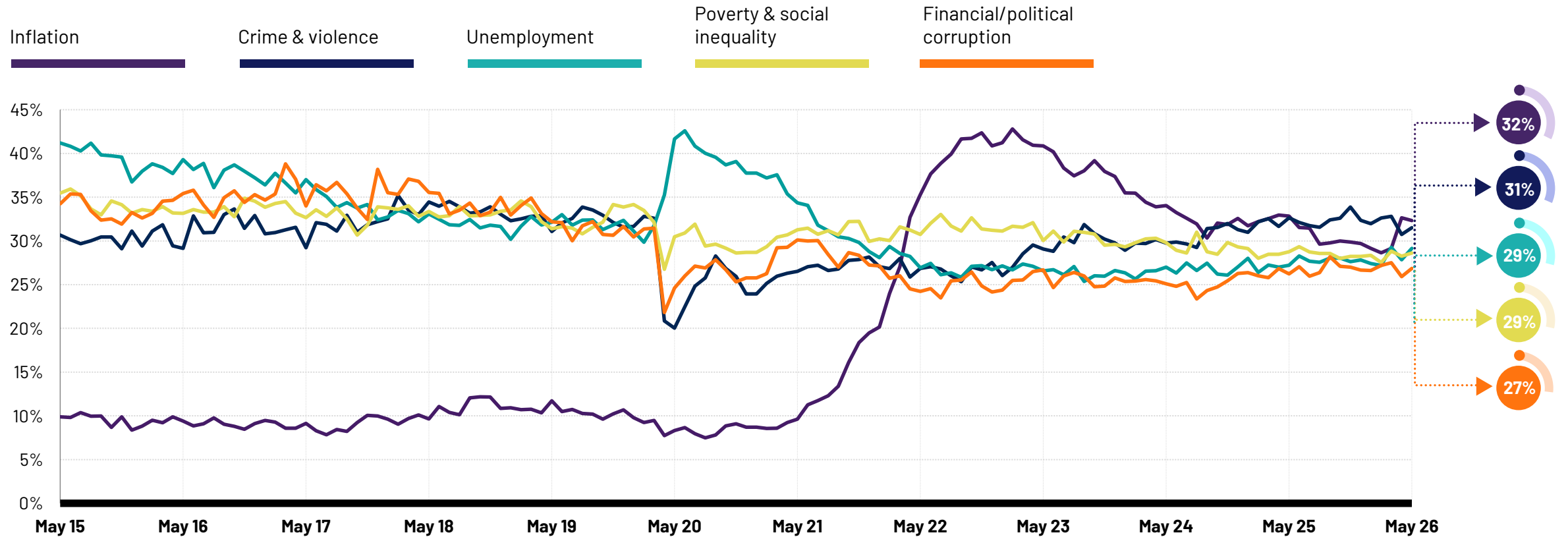


Base: Representative sample of German adults aged 16-74. c.1000 per month

Source: Ipsos Global Advisor. Global score is a Global Country Average. See methodology for details. Filter: Country: Germany | Current Wave: May 26

# World's current top five worries: long-term trend

Q: Which three of the following topics do you find the most worrying in your country? Global country average



Base: Representative sample of 23,523 adults aged 16-74 in 30 participating countries, April 24th 2026 - May 8th 2026.

Source: Ipsos Global Advisor. Global score is a Global Country Average. See methodology for details. Filter: Country: World | Current Wave: May 26

# WORLD WORRIES COUNTRY COMPARISON

- Country comparison of all 18 concerns

# 1. Inflation

[Commentary]

**Base:** Representative sample of 23,523 adults aged 16-74 in 30 participating countries, April 24th 2026 - May 8th 2026.

**Source:** Ipsos Global Advisor. Global score is a Global Country Average. See methodology for details. **Filter:** Country: World | Current Wave: May 26

## Country

Country	Current Wave	Change from 12-month last month	Change from 12-month change
World	32%	-1	-1
Singapore	58%	=	-4
Canada	52%	+5	+2
Australia	49%	=	=
Türkiye	49%	-1	-5
US	43%	+5	+1
South Korea	41%	-1	+7
Ireland	39%	+3	+4
Malaysia	38%	+2	+4
Argentina	38%	+2	-2
France	35%	-3	+2
Japan	34%	-2	+2
Germany	34%	+3	+3
Italy	34%	+2	+7
Chile	32%	-10	+7
Mexico	31%	+2	=
Great Britain	30%	-5	-6
Belgium	30%	=	+4
Poland	30%	-4	-5
Spain	29%	-4	+3
Thailand	28%	+1	-5
Hungary	27%	-9	-18
Indonesia	27%	-1	+1
Netherlands	26%	+5	+2
Brazil	25%	+2	-8
South Africa	23%	+2	+5
India	21%	-3	-16
Sweden	18%	+1	-1
Colombia	18%	+1	+1
Peru	16%	-2	+3
Israel	13%	+1	-6

## 2. Crime & violence

[Commentary]

**Base:** Representative sample of 23,523 adults aged 16-74 in 30 participating countries, April 24th 2026 - May 8th 2026.

**Source:** Ipsos Global Advisor. Global score is a Global Country Average. See methodology for details. **Filter:** Country: World | Current Wave: May 26

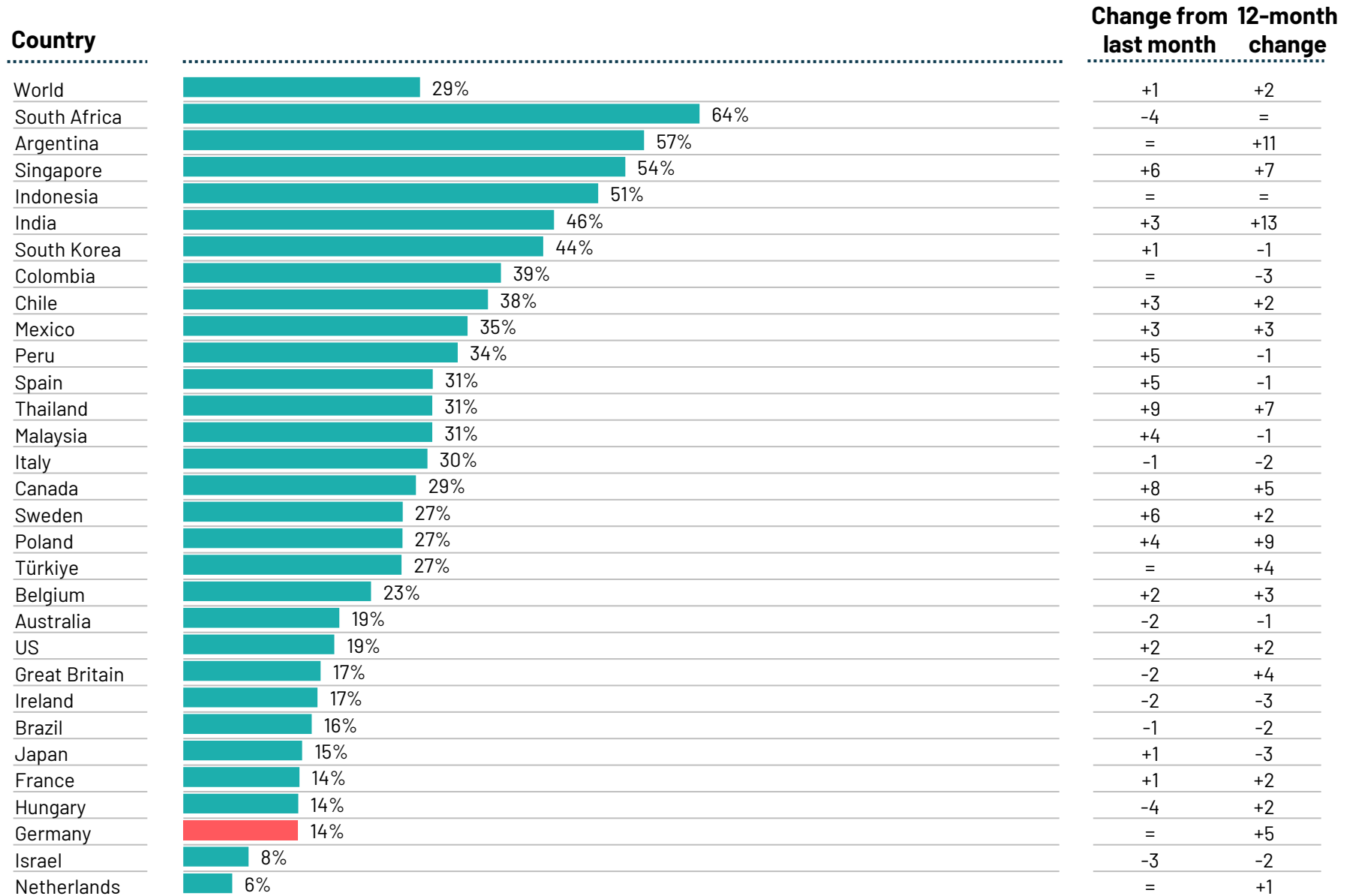
Country	Current Score	Change from 12-month last month change	
		Current	Change
World	31%	=	-2
Peru	66%	-4	-7
Israel	58%	+25	+26
Mexico	57%	-3	-4
Chile	56%	+7	-8
South Africa	53%	-1	+1
Sweden	52%	-7	-14
Brazil	48%	+1	+7
Colombia	42%	-2	=
Türkiye	39%	+1	+10
Argentina	36%	-1	-8
France	35%	+2	-7
Italy	34%	-1	+3
Australia	33%	+2	=
Malaysia	29%	=	+3
Germany	27%	+3	-2
India	26%	=	+1
Belgium	25%	=	-8
Netherlands	25%	+3	-1
Great Britain	22%	=	+1
Ireland	22%	-4	-8
Canada	22%	+3	-2
Spain	21%	+2	+3
US	21%	=	-2
Thailand	19%	-5	-7
Japan	19%	+4	=
South Korea	18%	=	-1
Indonesia	17%	+1	-5
Poland	9%	=	-4
Hungary	8%	-1	-1
Singapore	6%	-2	=

# 3. Unemployment

[Commentary]

**Base:** Representative sample of 23,523 adults aged 16-74 in 30 participating countries, April 24th 2026 - May 8th 2026.

**Source:** Ipsos Global Advisor. Global score is a Global Country Average. See methodology for details. **Filter:** Country: World | Current Wave: May 26



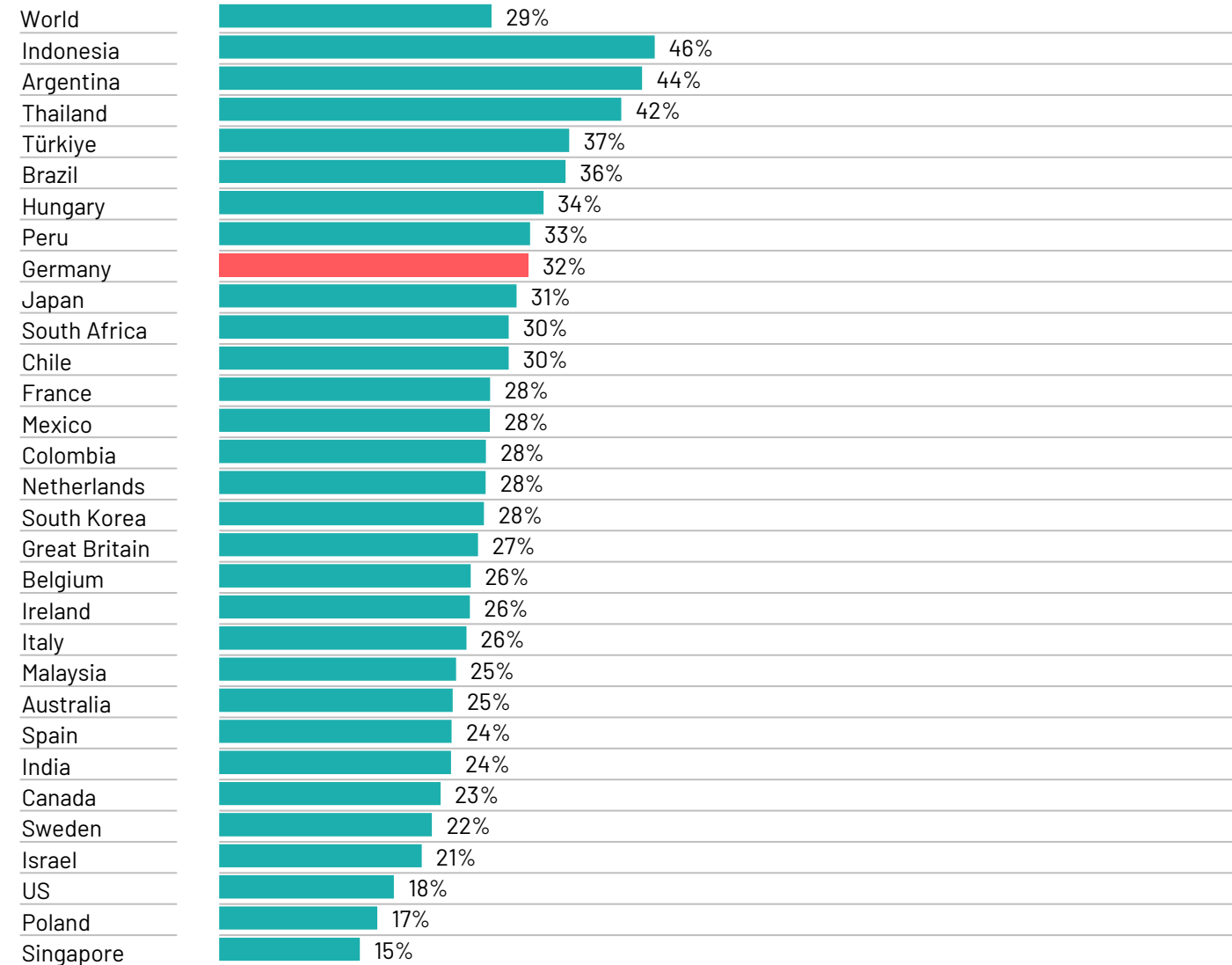
# 4. Poverty & social inequality

[Commentary]

**Base:** Representative sample of 23,523 adults aged 16-74 in 30 participating countries, April 24th 2026 - May 8th 2026.

**Source:** Ipsos Global Advisor. Global score is a Global Country Average. See methodology for details. **Filter:** Country: World | Current Wave: May 26

## Country



## Change from 12-month last month change

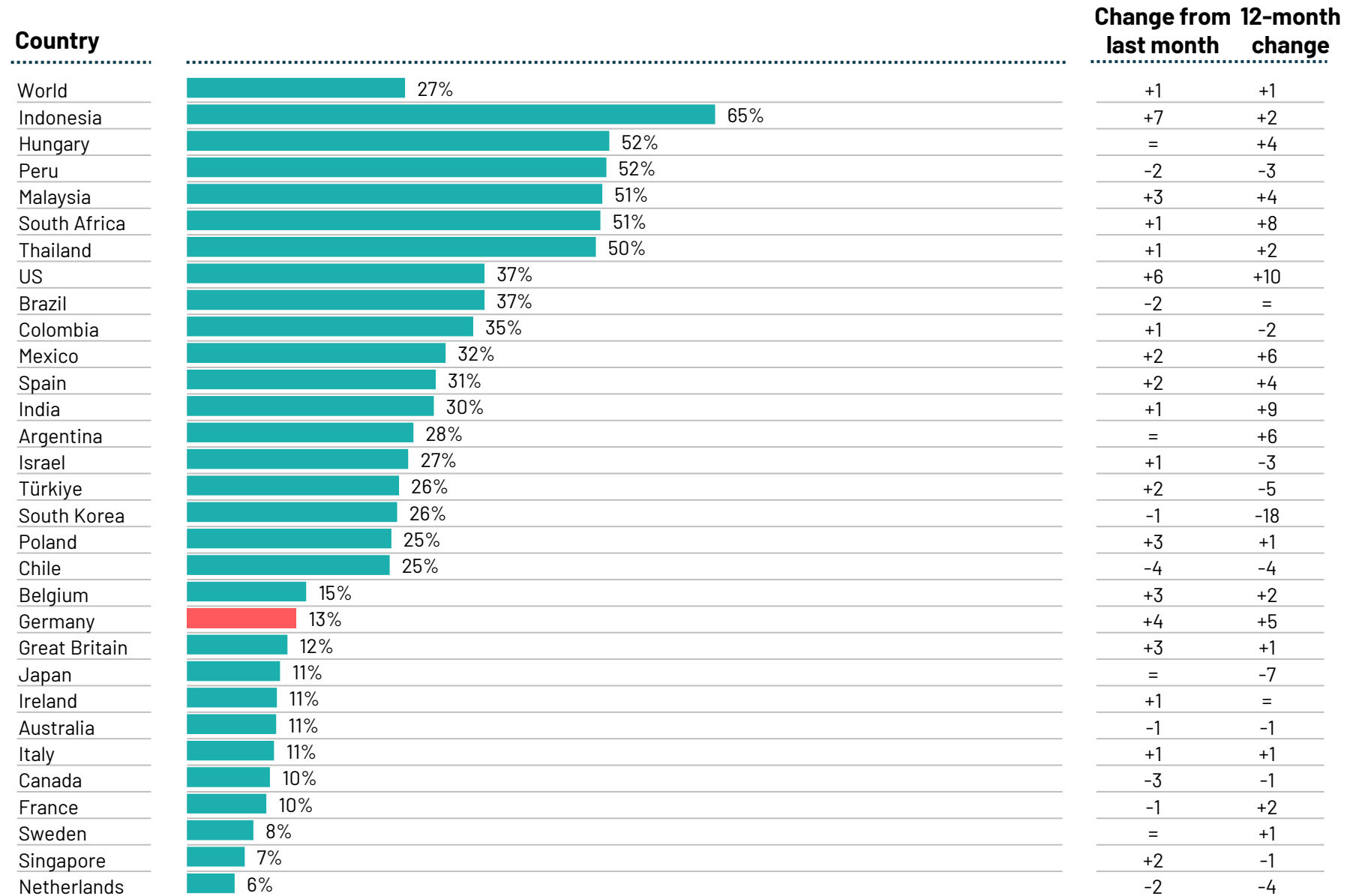
Country	Change from last month	12-month change
World	+1	=
Indonesia	+1	=
Argentina	+3	-2
Thailand	+1	+3
Türkiye	+2	+1
Brazil	=	+3
Hungary	-4	-8
Peru	=	+8
Germany	-4	+1
Japan	-3	-6
South Africa	+1	+1
Chile	+3	+5
France	+6	+7
Mexico	-2	-1
Colombia	-2	-6
Netherlands	-2	-7
South Korea	+2	+2
Great Britain	+6	=
Belgium	=	-4
Ireland	-6	-2
Italy	=	-1
Malaysia	+4	=
Australia	=	=
Spain	-1	=
India	+4	+7
Canada	-1	-1
Sweden	-2	-1
Israel	+1	-1
US	+3	+1
Poland	+1	-1
Singapore	-4	-5

# 5. Financial/political corruption

[Commentary]

**Base:** Representative sample of 23,523 adults aged 16-74 in 30 participating countries, April 24th 2026 - May 8th 2026.

**Source:** Ipsos Global Advisor. Global score is a Global Country Average. See methodology for details. **Filter:** Country: World | Current Wave: May 26



# 6. Health care

[Commentary]

**Base:** Representative sample of 23,523 adults aged 16-74 in 30 participating countries, April 24th 2026 - May 8th 2026.

**Source:** Ipsos Global Advisor. Global score is a Global Country Average. See methodology for details. **Filter:** Country: World | Current Wave: May 26

Country	Score	Change from 12-month	
		last month	change
World	24%	+1	=
Hungary	67%	+5	+3
Poland	56%	+10	+18
Ireland	41%	+5	-2
Canada	40%	-1	-2
Great Britain	36%	+6	-6
Colombia	36%	-2	+7
Spain	35%	=	+4
Brazil	35%	=	-1
Italy	34%	+3	=
Singapore	32%	-1	+2
Netherlands	27%	+1	-2
France	27%	=	+2
Sweden	26%	+3	+7
Germany	25%	+2	+7
US	25%	+2	+4
Australia	23%	+2	-11
India	20%	+2	+7
Mexico	19%	-2	-1
Belgium	19%	=	=
Chile	15%	=	-1
Peru	14%	-7	-2
Japan	13%	+1	+1
Argentina	13%	+1	-1
South Africa	11%	-3	-7
Malaysia	11%	+2	=
Thailand	10%	+3	+4
Israel	7%	-4	-2
Indonesia	5%	=	-2
Türkiye	5%	=	+1
South Korea	4%	-1	-8

# 7. Taxes

[Commentary]

**Base:** Representative sample of 23,523 adults aged 16-74 in 30 participating countries, April 24th 2026 - May 8th 2026.

**Source:** Ipsos Global Advisor. Global score is a Global Country Average. See methodology for details. **Filter:** Country: World | Current Wave: May 26

Country	Score	Change from 12-month	
		last month	change
World	18%	=	=
Belgium	37%	-1	+5
Japan	31%	+3	-6
Brazil	29%	+3	+2
Italy	29%	+1	=
France	25%	=	+4
Canada	25%	+1	-4
Germany	20%	=	+5
Australia	20%	+4	+1
Mexico	19%	=	+4
South Korea	19%	+3	+7
India	19%	+2	+4
Spain	19%	-1	+1
Great Britain	18%	=	-3
US	18%	+2	-2
Türkiye	18%	-3	+1
Netherlands	17%	-2	=
Singapore	17%	-1	-7
Poland	16%	+1	-2
Ireland	16%	-1	+2
Israel	16%	-6	-8
Indonesia	15%	+1	+1
Argentina	15%	-3	-2
Malaysia	14%	+3	-3
Thailand	14%	-1	+1
South Africa	12%	+3	+1
Sweden	10%	-4	-1
Colombia	9%	-3	-5
Hungary	8%	+2	+1
Chile	7%	-3	-1
Peru	5%	+2	+2

# 8. Immigration control

[Commentary]

**Base:** Representative sample of 23,523 adults aged 16-74 in 30 participating countries, April 24th 2026 - May 8th 2026.

**Source:** Ipsos Global Advisor. Global score is a Global Country Average. See methodology for details. **Filter:** Country: World | Current Wave: May 26

Country	Score	Change from 12-month	
		last month	change
World	16%	=	-1
Great Britain	35%	-6	-1
Netherlands	34%	+1	+7
Ireland	32%	-1	-5
Spain	27%	+4	+5
Canada	27%	=	+4
Germany	27%	-2	-11
France	25%	+1	=
Australia	24%	+1	+3
Belgium	22%	=	-3
Italy	21%	+2	+3
Chile	21%	-2	-22
Japan	21%	-1	+6
Sweden	20%	+1	+3
South Africa	17%	+4	+3
US	17%	-3	-7
Türkiye	15%	=	-7
Singapore	14%	=	=
Poland	13%	-4	-7
Malaysia	10%	+1	-3
Peru	10%	-3	-2
Hungary	7%	+2	+3
India	7%	-1	-1
Thailand	6%	-1	-2
Mexico	5%	+1	-2
Colombia	5%	-2	-2
Israel	4%	-3	-1
Argentina	4%	=	+1
South Korea	2%	-1	+1
Brazil	1%	=	-1
Indonesia	0%	-1	-1

# 9. Military conflict between nations

[Commentary]

**Base:** Representative sample of 23,523 adults aged 16-74 in 30 participating countries, April 24th 2026 - May 8th 2026.

**Source:** Ipsos Global Advisor. Global score is a Global Country Average. See methodology for details. **Filter:** Country: World | Current Wave: May 26

Country	Current Score	Change from 12-month last month change	
		Last Month	Change
World	15%	-4	+5
Poland	34%	-13	-2
Israel	34%	-2	+1
Netherlands	27%	-3	+5
Germany	27%	-4	+3
US	25%	-2	+15
Japan	23%	-6	+12
Italy	22%	-5	+10
Great Britain	20%	-11	+6
France	20%	-5	+6
Australia	20%	-3	+11
South Korea	20%	-9	+11
Thailand	19%	-8	+12
Sweden	17%	-3	+2
Singapore	17%	=	+8
Belgium	16%	-7	+2
Ireland	14%	-4	+6
Spain	14%	-7	-1
Canada	10%	-5	+5
Malaysia	8%	-10	+3
Hungary	7%	-4	=
Indonesia	6%	-5	+3
India	6%	-6	-5
Colombia	6%	=	-1
Mexico	5%	-4	+1
South Africa	5%	+1	+4
Argentina	4%	-4	+2
Brazil	3%	-3	+1
Chile	3%	=	+1
Türkiye	3%	-1	+1
Peru	2%	-2	=

# 10. Education

[Commentary]

**Base:** Representative sample of 23,523 adults aged 16-74 in 30 participating countries, April 24th 2026 - May 8th 2026.

**Source:** Ipsos Global Advisor. Global score is a Global Country Average. See methodology for details. **Filter:** Country: World | Current Wave: May 26

## Country

Country	Percentage	Change from 12-month	
		last month	change
World	14%	+2	+1
Argentina	30%	+3	+3
Hungary	27%	+9	+3
Israel	27%	+3	+5
India	25%	+5	+5
Türkiye	23%	+3	+2
Peru	23%	+4	+6
Brazil	22%	+2	+1
Chile	21%	+4	+5
Mexico	17%	+1	-2
Indonesia	17%	+3	+2
Belgium	17%	+5	+3
France	15%	+2	+4
Colombia	13%	-5	=
Spain	12%	=	-2
South Africa	10%	-2	-4
Malaysia	9%	=	-5
Netherlands	9%	=	-4
Sweden	9%	+2	+2
US	8%	+1	-5
Italy	8%	+1	-1
Great Britain	8%	+2	+1
Canada	8%	-3	-2
Ireland	7%	=	=
Australia	7%	=	-3
Poland	7%	-2	=
Singapore	7%	+2	=
South Korea	7%	+1	+2
Germany	7%	-3	-2
Thailand	6%	=	-3
Japan	4%	-1	-1

# 11. Climate change

[Commentary]

**Base:** Representative sample of 23,523 adults aged 16-74 in 30 participating countries, April 24th 2026 - May 8th 2026.

**Source:** Ipsos Global Advisor. Global score is a Global Country Average. See methodology for details. **Filter:** Country: World | Current Wave: May 26

## Country

Country	Percentage	Change from 12-month last month change	
		Change from 12-month last month	Change
World	12%	-1	-2
Singapore	26%	+1	+5
Japan	24%	+1	+1
India	22%	+2	+11
Netherlands	22%	+4	=
Thailand	19%	+6	-1
Germany	17%	+1	-6
Sweden	17%	+2	-2
Australia	16%	-2	-4
South Korea	16%	+1	-2
Canada	15%	-1	-1
Italy	15%	+2	-3
France	14%	=	-5
Ireland	13%	-3	-2
Poland	13%	+1	-1
Mexico	12%	+1	=
Malaysia	12%	-4	+4
Great Britain	12%	-2	-7
Belgium	12%	=	-1
Spain	11%	=	-7
Indonesia	11%	-3	+2
Brazil	9%	-1	-1
US	8%	-4	-4
Türkiye	8%	=	-1
South Africa	7%	=	-1
Colombia	6%	-4	=
Hungary	6%	+1	+3
Chile	4%	+1	-1
Argentina	3%	=	-3
Peru	3%	-1	-3
Israel	2%	-2	+1

# 12. Moral decline

[Commentary]

**Base:** Representative sample of 23,523 adults aged 16-74 in 30 participating countries, April 24th 2026 - May 8th 2026.

**Source:** Ipsos Global Advisor. Global score is a Global Country Average. See methodology for details. **Filter:** Country: World | Current Wave: May 26

## Country

Country	Current Score	Change from 12-month last month	Change
World	11%	+1	=
Netherlands	20%	=	+3
South Korea	19%	+8	+3
Japan	18%	+6	+4
Israel	18%	+3	+4
US	17%	-1	+1
Hungary	16%	+3	+1
Germany	13%	+2	+3
Malaysia	13%	-4	-3
Türkiye	13%	+1	=
Thailand	13%	+1	=
Great Britain	13%	+2	=
Poland	11%	=	-4
France	11%	-2	-4
Belgium	10%	+1	=
Singapore	10%	+2	-2
Ireland	10%	+3	+3
Sweden	9%	-1	=
Australia	9%	+1	=
Indonesia	9%	=	-4
Italy	9%	=	-2
Argentina	8%	+2	-4
Mexico	8%	+2	+1
Peru	8%	+1	+1
Spain	8%	+2	=
Canada	7%	=	-1
Colombia	6%	+1	=
India	6%	=	-3
South Africa	5%	+2	=
Chile	5%	+1	=
Brazil	4%	-1	=

# 13. Rise of extremism

[Commentary]

**Base:** Representative sample of 23,523 adults aged 16-74 in 30 participating countries, April 24th 2026 - May 8th 2026.

**Source:** Ipsos Global Advisor. Global score is a Global Country Average. See methodology for details. **Filter:** Country: World | Current Wave: May 26

## Country

Country	Current Score	Change from 12-month	
		last month	change
World	9%	-1	-1
Netherlands	20%	=	+3
Israel	19%	-2	=
Great Britain	17%	+3	+8
Sweden	17%	+4	+3
Spain	16%	+2	+1
Germany	16%	-2	-3
France	15%	-3	-3
Ireland	15%	+4	-3
US	14%	-4	-6
Australia	13%	-1	+3
Belgium	13%	=	-2
Poland	12%	-5	=
Canada	9%	=	=
South Korea	8%	-1	-7
Malaysia	8%	-4	-3
Brazil	7%	-2	+1
India	7%	=	-3
Chile	7%	=	+2
Italy	6%	-1	-1
Japan	5%	=	+1
Singapore	5%	+1	=
Türkiye	5%	=	=
Peru	5%	+4	+3
Hungary	4%	-3	=
Colombia	4%	-1	-1
Thailand	2%	-2	-2
Argentina	2%	-1	-2
Indonesia	2%	-1	-1
Mexico	2%	-2	-1
South Africa	1%	+1	-1

# 14. Terrorism

[Commentary]

**Base:** Representative sample of 23,523 adults aged 16-74 in 30 participating countries, April 24th 2026 - May 8th 2026.

**Source:** Ipsos Global Advisor. Global score is a Global Country Average. See methodology for details. **Filter:** Country: World | Current Wave: May 26

## Country

Country	Current Score	Change from 12-month last month	Change from 12-month change
World	8%	=	-1
Israel	33%	-5	-14
Colombia	32%	+16	+5
India	16%	-2	-10
Peru	16%	+6	+2
Türkiye	12%	=	=
Malaysia	11%	+3	=
Mexico	10%	+2	+2
Sweden	10%	-1	=
US	8%	-6	-1
Australia	8%	-1	+5
Belgium	7%	-4	=
Great Britain	7%	-1	+1
Germany	7%	=	-4
France	6%	-2	-6
Poland	6%	+1	-1
Thailand	5%	-2	-3
Chile	5%	=	-2
Singapore	5%	-2	-1
Netherlands	4%	-3	-2
Italy	4%	=	-1
Brazil	4%	+2	+2
Ireland	3%	-2	-1
Spain	3%	-1	-1
South Africa	3%	+2	=
Canada	3%	=	+1
Indonesia	3%	-2	-2
Japan	2%	=	=
Argentina	1%	-3	-2
South Korea	1%	-2	-1
Hungary	0%	-1	-1

# 15. Maintaining social programmes

[Commentary]

**Base:** Representative sample of 23,523 adults aged 16-74 in 30 participating countries, April 24th 2026 - May 8th 2026.

**Source:** Ipsos Global Advisor. Global score is a Global Country Average. See methodology for details. **Filter:** Country: World | Current Wave: May 26

## Country

Country	Current Score	Change from 12-month last month change	
		Current	Change
World	7%	=	=
Chile	20%	+6	+16
Sweden	17%	-2	=
Japan	16%	-1	=
South Korea	14%	=	-2
Indonesia	12%	+2	+4
Netherlands	11%	+1	+1
Great Britain	10%	+4	+1
Thailand	10%	-2	=
Spain	8%	=	-2
Germany	8%	=	+1
Belgium	7%	-1	-2
Ireland	7%	+2	+1
Italy	7%	-1	-5
US	6%	+1	-2
Poland	6%	+1	+2
Australia	6%	+1	-1
Hungary	6%	-1	+2
India	5%	-1	-1
France	5%	+2	=
Singapore	5%	+1	=
Colombia	4%	-1	+2
Mexico	4%	-1	-3
Malaysia	4%	-1	-2
Canada	4%	-1	-2
Argentina	4%	+2	=
Brazil	4%	+1	+1
Peru	3%	+1	+2
Türkiye	2%	=	=
Israel	2%	-2	=
South Africa	1%	=	-2

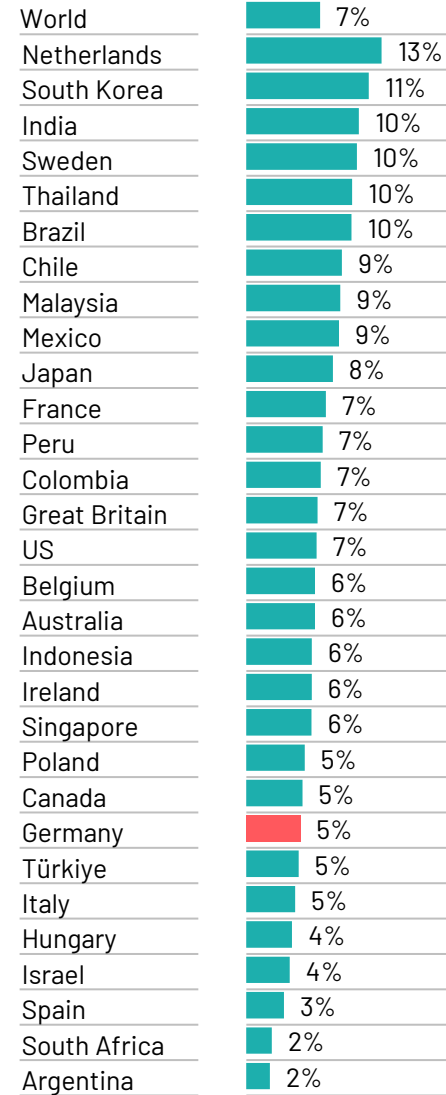
# 16. Threats against the environment

[Commentary]

**Base:** Representative sample of 23,523 adults aged 16-74 in 30 participating countries, April 24th 2026 - May 8th 2026.

**Source:** Ipsos Global Advisor. Global score is a Global Country Average. See methodology for details. **Filter:** Country: World | Current Wave: May 26

## Country



## Change from 12-month last month change

Change from 12-month last month	change
=	=
+1	+2
+2	+4
=	=
-2	-1
+4	-1
-1	=
-1	+5
-1	+1
+1	-3
+2	=
-1	-2
-1	=
+2	+3
=	+1
=	+1
=	-2
-1	-2
-1	=
+2	=
+1	=
-1	-4
-2	=
-2	-4
+1	+2
+1	-4
=	+1
=	-1
-2	-4
=	-3
-2	-1

# 17. Access to credit

[Commentary]

**Base:** Representative sample of 23,523 adults aged 16-74 in 30 participating countries, April 24th 2026 - May 8th 2026.

**Source:** Ipsos Global Advisor. Global score is a Global Country Average. See methodology for details. **Filter:** Country: World | Current Wave: May 26

Country	Score	Change from 12-month	
		last month	change
World	2%	=	=
Argentina	5%	=	+2
Ireland	4%	+1	+1
Poland	3%	=	=
Malaysia	3%	+1	=
Colombia	3%	=	+2
India	2%	=	-5
Thailand	2%	+1	-2
Belgium	2%	=	=
Brazil	2%	+1	=
Türkiye	2%	-1	=
Singapore	2%	-1	=
South Korea	2%	=	-2
Hungary	2%	=	+1
South Africa	2%	+1	+1
Canada	2%	+1	-1
Great Britain	1%	=	-1
Italy	1%	=	=
Australia	1%	=	-1
Spain	1%	-1	=
France	1%	=	-1
Israel	1%	-1	=
Sweden	1%	+1	=
US	1%	=	=
Chile	1%	-1	=
Japan	1%	-1	=
Indonesia	1%	=	=
Mexico	1%	=	=
Germany	1%	=	=
Peru	0%	-1	-1
Netherlands	0%	-1	-1

# 18. Coronavirus (Covid-19)

[Commentary]

**Base:** Representative sample of 23,523 adults aged 16-74 in 30 participating countries, April 24th 2026 - May 8th 2026.

**Source:** Ipsos Global Advisor. Global score is a Global Country Average. See methodology for details. **Filter:** Country: World | Current Wave: May 26

Country	Score	Change from 12-month	
		last month	change
World	1%	-1	-1
Malaysia	4%	-1	-3
Singapore	3%	=	=
Türkiye	3%	=	-2
Indonesia	2%	-1	-1
India	2%	-2	-3
Thailand	2%	-5	-4
Japan	2%	=	-2
Ireland	2%	-1	=
Poland	2%	+1	=
Belgium	2%	=	=
South Korea	2%	-1	-1
Australia	2%	=	=
Hungary	1%	-1	=
Mexico	1%	-1	-1
Brazil	1%	=	-2
Great Britain	1%	=	=
Argentina	1%	=	=
US	1%	=	-2
Canada	1%	-1	+1
Sweden	1%	=	+1
Spain	1%	=	-1
Italy	1%	=	=
Peru	1%	=	-1
Colombia	1%	=	=
Israel	1%	-1	+1
Germany	1%	+1	=
France	0%	=	-2
Chile	0%	-1	-2
South Africa	0%	-2	-2
Netherlands	0%	-1	=

# Methodology

These are the results of a 30-country survey conducted by Ipsos on its Global Advisor online platform, between April 24th 2026 and May 8th 2026. For this survey, Ipsos interviewed a total of 500 adults aged 18 years and older in India, 18-74 in Canada, Republic of Ireland, Israel, Malaysia, South Africa, Türkiye, and the United States (US), 20-74 in Thailand, 21-74 in Indonesia and Singapore, and 16-74 in all other countries.

The sample consists of approximately 1,000 individuals each in Australia, Belgium, Brazil, Canada, France, Germany, Great Britain, India, Italy, Japan, the Netherlands, Spain, and the US, and 500 individuals each in Argentina, Chile, Colombia, Hungary, Indonesia, Ireland, Israel, Malaysia, Mexico, Peru, Poland, Singapore, South Africa, South Korea, Sweden, Thailand, and Türkiye.

Samples in Argentina, Australia, Belgium, Canada, France, Germany, Great Britain, Hungary, Italy, Japan, the Netherlands, Poland, South Korea, Spain, Sweden, and the US can be considered representative of their general adult populations under the age of 75. Samples in Brazil, Chile, Colombia, India, Indonesia, Ireland, Israel, Malaysia, Mexico, Peru, Singapore, South Africa, Thailand, and Türkiye are more urban, more educated, and/or more affluent than the general population. The survey results for these countries should be viewed as reflecting the views of the more “connected” segment of their population.

The data is weighted so that the composition of each country’s sample best reflects the demographic profile of the adult population according to the most recent census data. “The Global Country Average” reflects the average result for all the countries and markets in which the survey was conducted. It has not been adjusted to the population size of each country or market and is not intended to suggest a total result.

When percentages do not sum up to 100 or the ‘difference’ appears to be +/-1 percentage point more/less than the actual result, this may be due to rounding, multiple responses, or the exclusion of “don’t know” or not stated responses.

The precision of Ipsos online polls is calculated using a credibility interval with a poll where N=1,000 being accurate to +/- 3.5 percentage points and of where N=500 being accurate to +/- 5.0 percentage points. For more information on Ipsos’ use of credibility intervals, please visit the Ipsos website.

