

WHAT WORRIES THE WORLD?

MEXICO REPORT

February 2025

MEXICO SUMMARY: FEBRUARY 2025

Top five worries

Q: Which three of the following topics do you find the most worrying in your country?

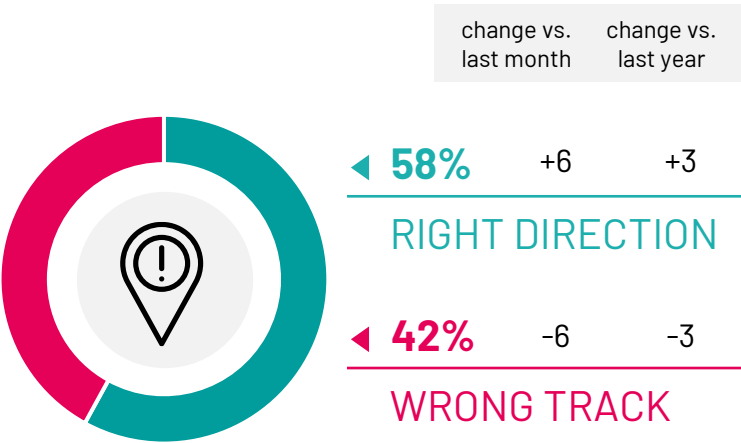
		change vs. last month	change vs. last year
Crime & violence	59%	+3	-4
Unemployment	35%	+4	+3
Inflation	30%	-5	+1
Poverty & social inequality	28%	=	-5
Financial/political corruption	22%	-2	+3

Base: Representative sample of Mexican adults aged 16-74. c.500 per month

Source: Ipsos Global Advisor. Global score is a Global Country Average. See methodology for details. Filter: Country: Mexico | Current Wave: Feb 25

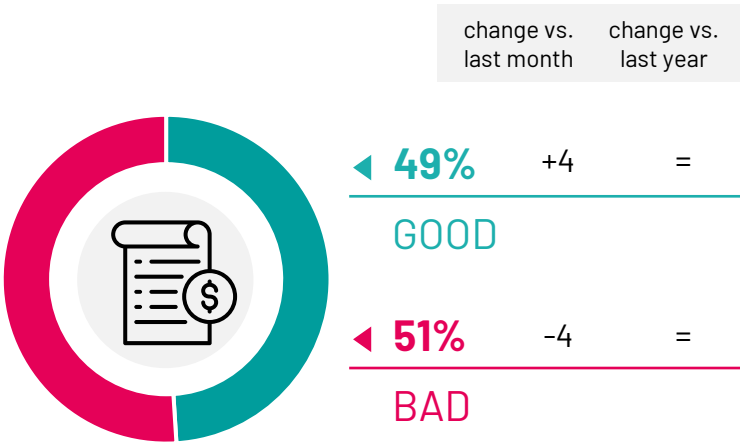
State of the country

Q: Generally speaking, would you say things in this country are heading in the right direction, or are they off on the wrong track?



State of the economy

Q: How would you describe the current economic situation in your country?



WORLD SUMMARY: FEBRUARY 2025

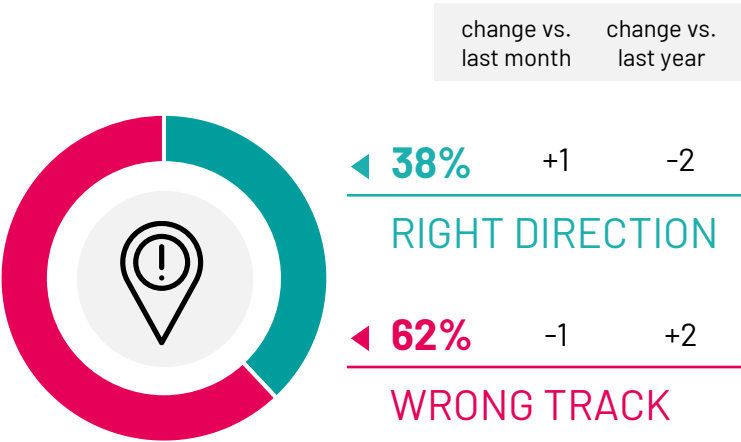
Top five worries

Q: Which three of the following topics do you find the most worrying in your country?

		change vs. last month	change vs. last year
Crime & violence	<div></div> 32%	+1	+2
Inflation	<div></div> 32%	=	-4
Poverty & social inequality	<div></div> 28%	-1	-2
Unemployment	<div></div> 27%	-1	+1
Financial/political corruption	<div></div> 27%	=	+1

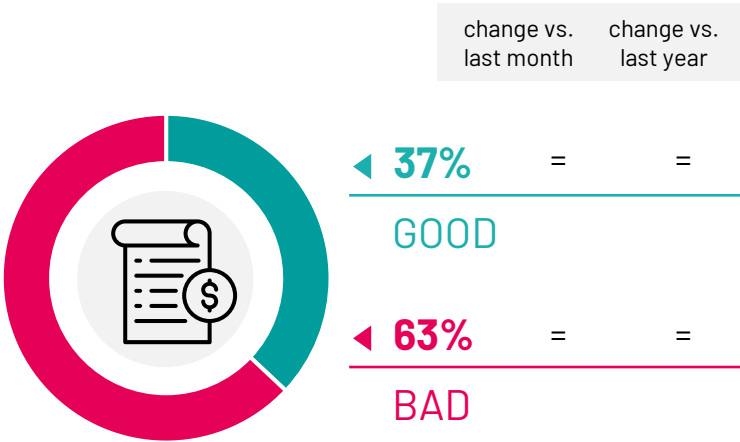
State of the country

Q: Generally speaking, would you say things in this country are heading in the right direction, or are they off on the wrong track?



State of the economy

Q: How would you describe the current economic situation in your country?



Base: Representative sample of 25,746 adults aged 16-74 in 29 participating countries, January 24th 2025 - February 7th 2025.
Source: Ipsos Global Advisor. Global score is a Global Country Average. See methodology for details. Filter: Country: World | Current Wave: Feb 25



DIRECTION OF TRAVEL

- Country comparisons
- Trends over time: Mexico
- Trends over time: World

Right vs. Wrong Direction Monitor

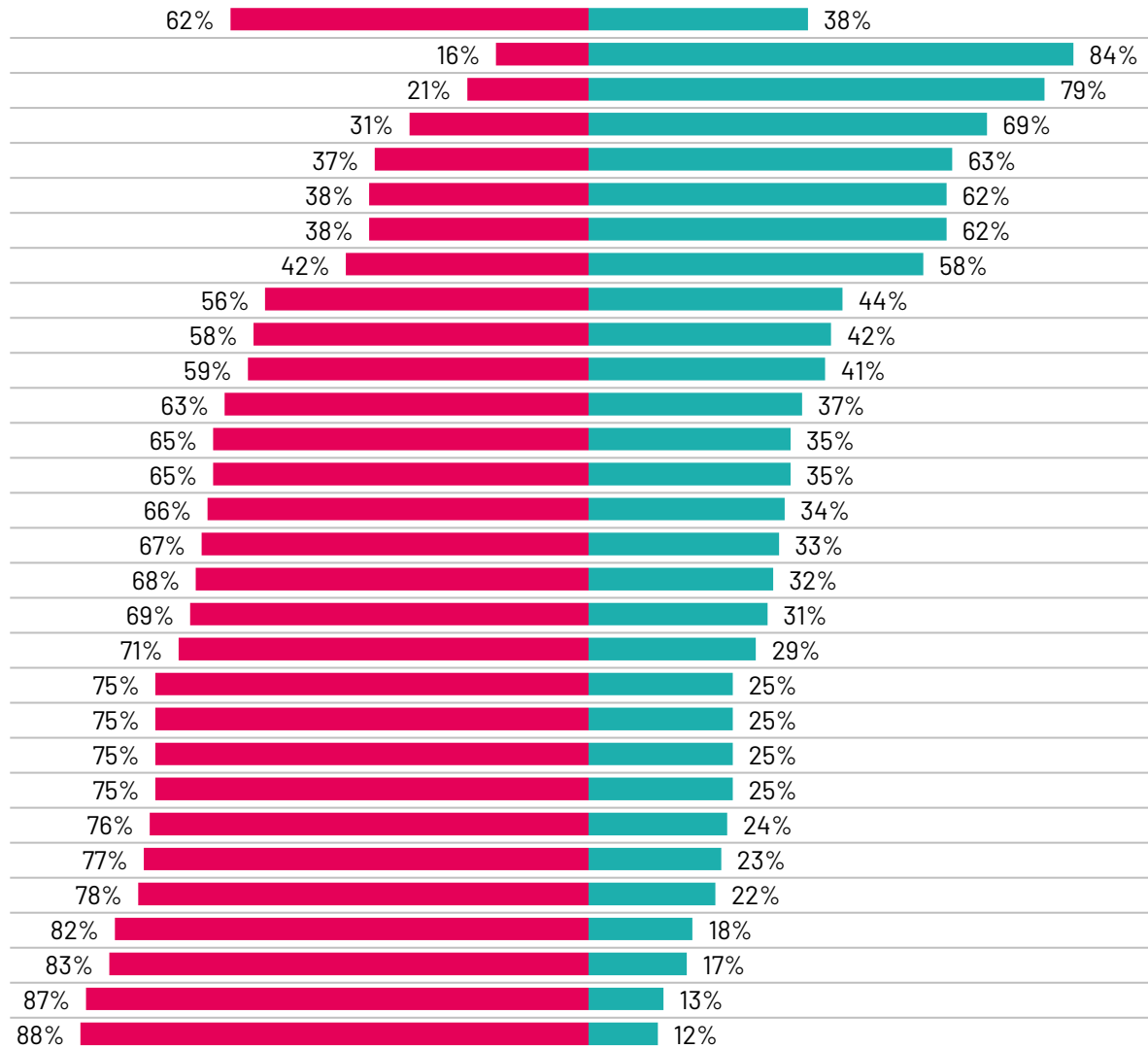
Base: Representative sample of 25,746 adults aged 16-74 in 29 participating countries, January 24th 2025 - February 7th 2025.

Source: Ipsos Global Advisor. Global score is a Global Country Average. See methodology for details. **Filter:** Country: World | Current Wave: Feb 25

Country

World
Singapore
Indonesia
Malaysia
India
Thailand
Argentina
Mexico
Poland
Australia
US
Colombia
Spain
Belgium
Brazil
Chile
Italy
Great Britain
Israel
Sweden
South Africa
Netherlands
Canada
Japan
South Korea
Türkiye
Hungary
Germany
France
Peru

Q: Would you say things in this country are heading in the right direction, or are they off on the wrong track? (February 2025)



Right Direction

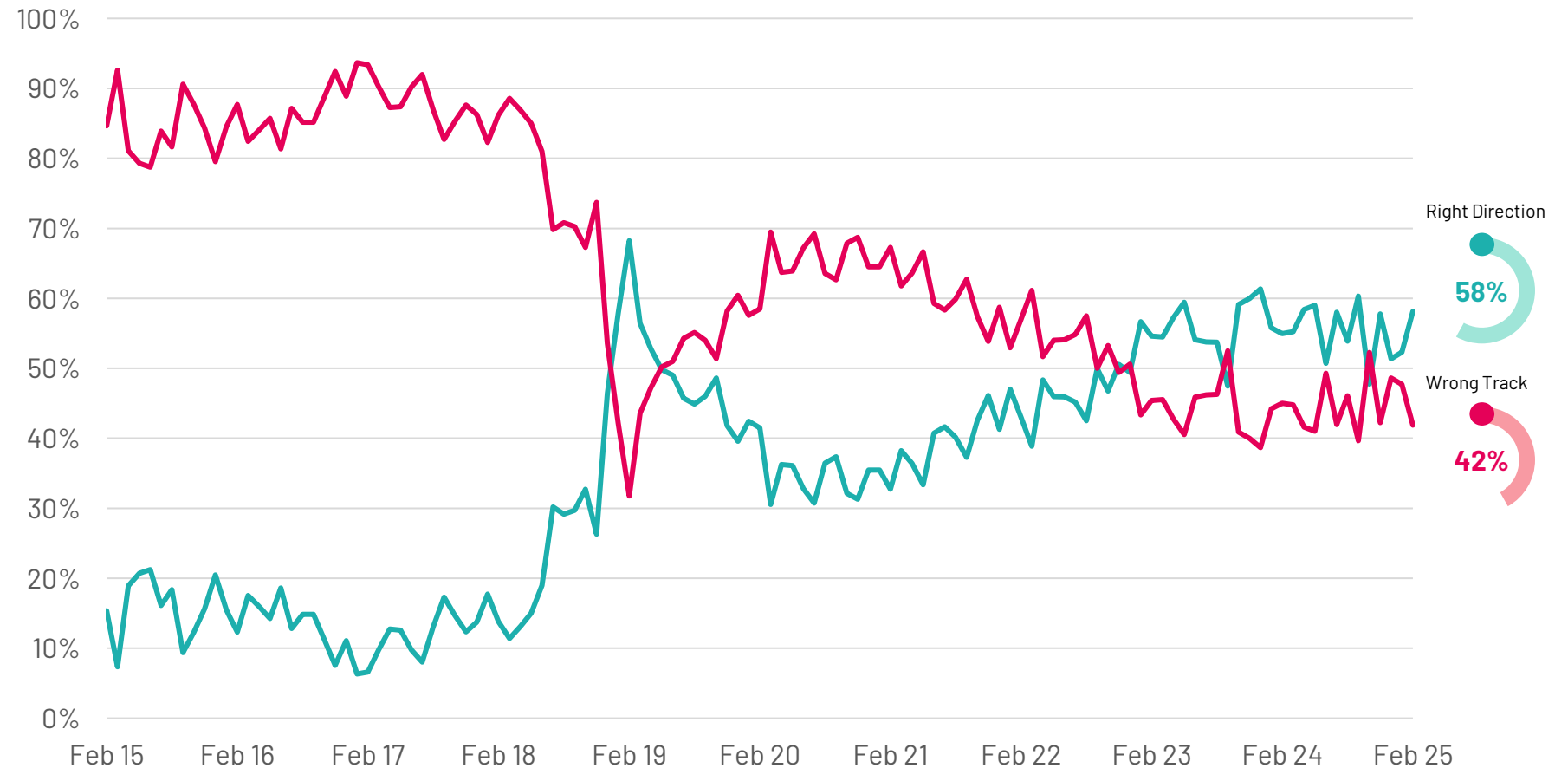
Wrong Track

Mexico Right/Wrong Direction

Base: Representative sample of Mexican adults aged 16-74. c.500 per month

Source: Ipsos Global Advisor. Global score is a Global Country Average. See methodology for details. **Filter:** Country: Mexico | Current Wave: Feb 25

Q: Would you say things in this country are heading in the right direction, or are they off on the wrong track?



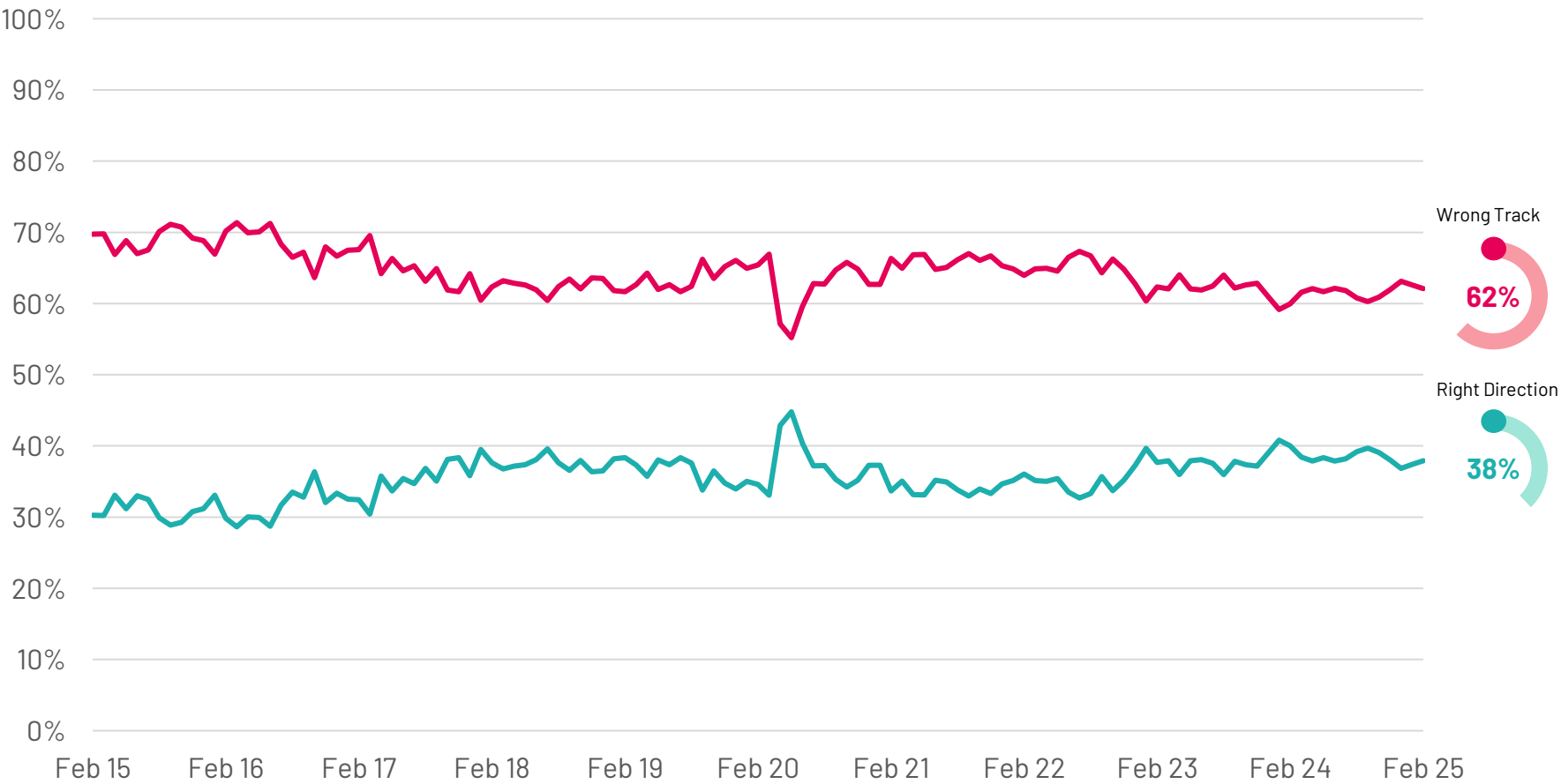
Global Right/Wrong Direction

Global country average score

Base: Representative sample of 25,746 adults aged 16-74 in 29 participating countries, January 24th 2025 - February 7th 2025.

Source: Ipsos Global Advisor. Global score is a Global Country Average. See methodology for details. **Filter:** Country: World | Current Wave: Feb 25

Q: Would you say things in this country are heading in the right direction, or are they off on the wrong track?



MEXICO'S WORRIES

- Mexico's top worries
- World's top worries
- Trends over time for worries: Mexico & World

Mexico's Worries

[Commentary]

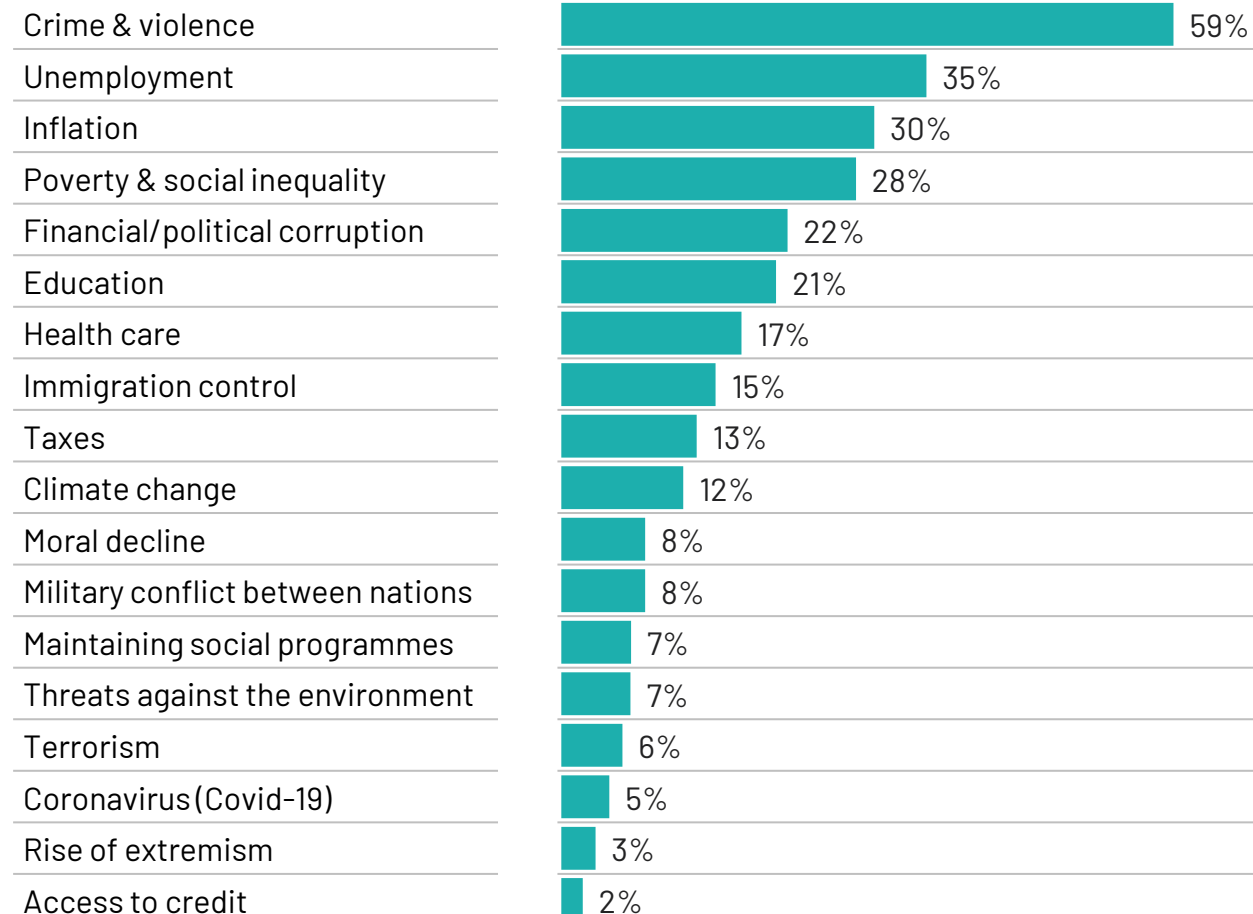
Base: Representative sample of Mexican adults aged 16-74. c.500 per month

Source: Ipsos Global Advisor. Global score is a Global Country Average. See methodology for details. **Filter:** Country: Mexico | Current Wave: Feb 25

Q: Which three of the following topics do you find the most worrying in your country?

Worry

% mentioned in February 2025 (global country average)



World Worries

[Commentary]

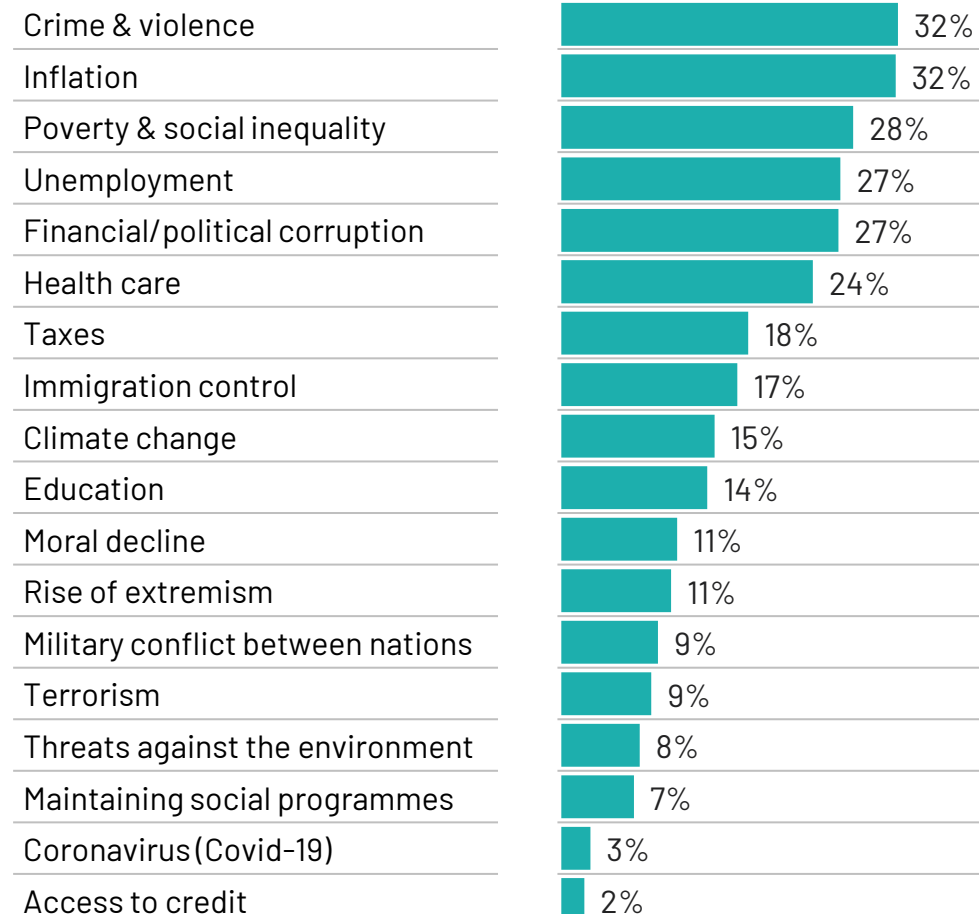
Base: Representative sample of 25,746 adults aged 16-74 in 29 participating countries, January 24th 2025 - February 7th 2025.

Source: Ipsos Global Advisor. Global score is a Global Country Average. See methodology for details. **Filter:** Country: World | Current Wave: Feb 25

Q: Which three of the following topics do you find the most worrying in your country?

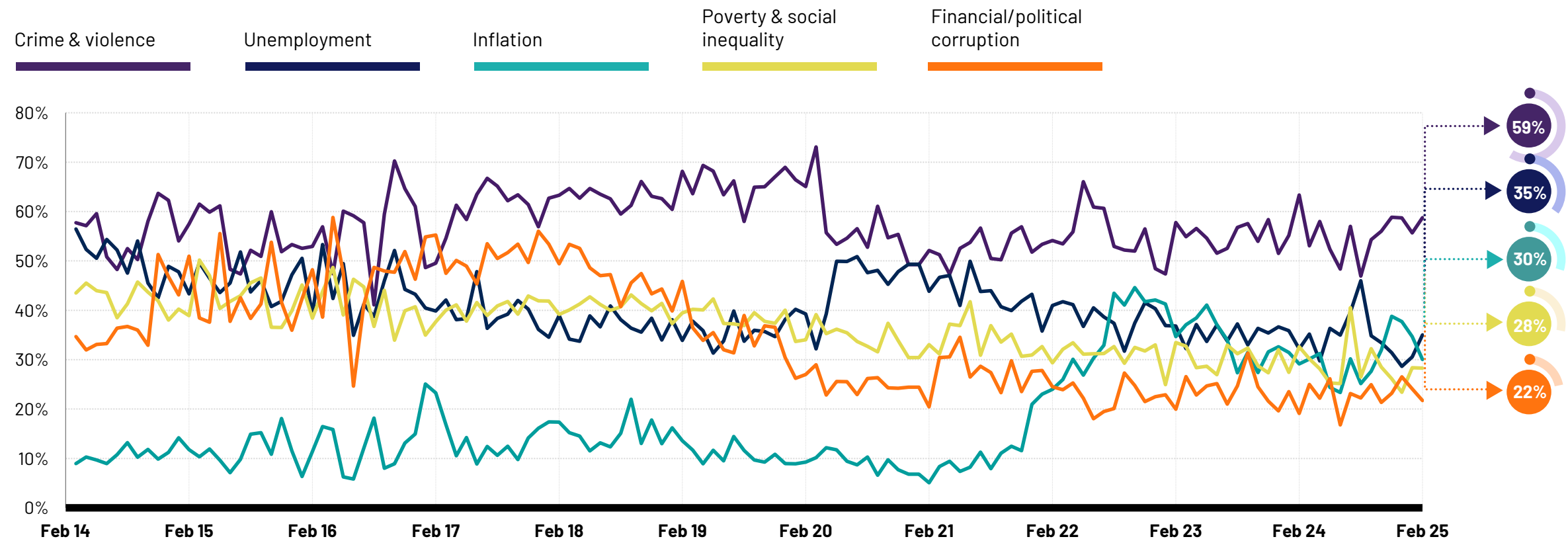
Worry

% mentioned in February 2025 (global country average)



Mexico's current top five worries: long-term trend

Q: Which three of the following topics do you find the most worrying in your country?



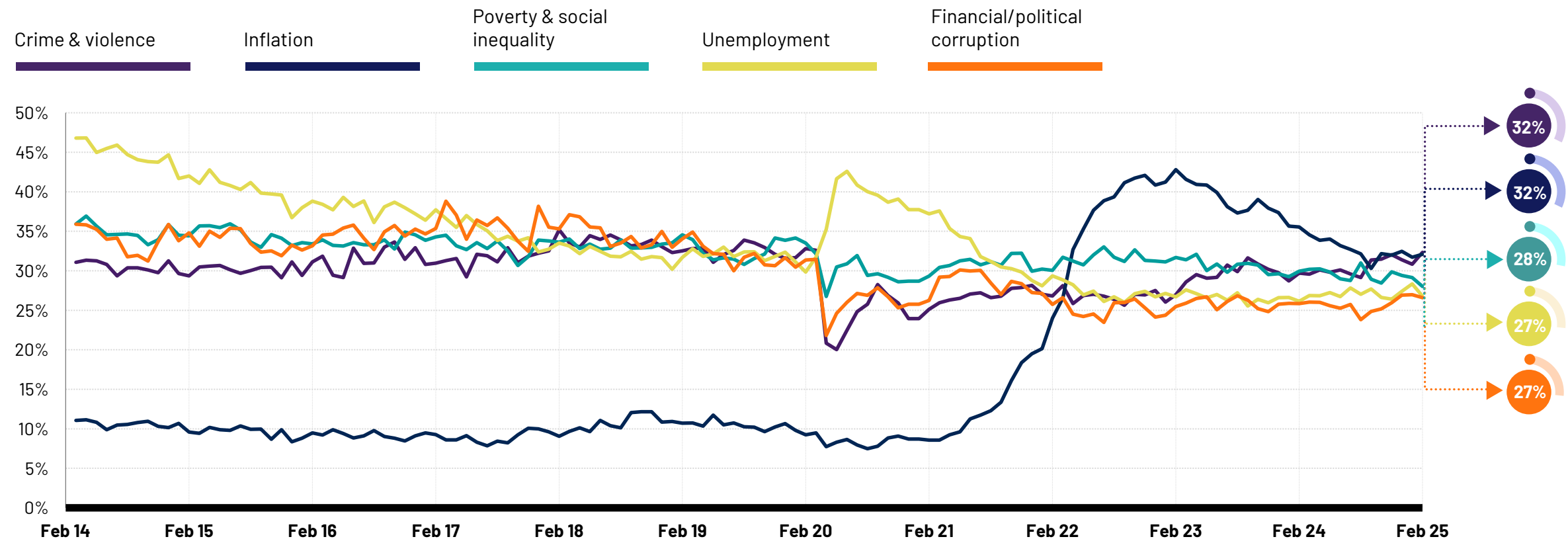
Base: Representative sample of Mexican adults aged 16-74. c.500 per month

Source: Ipsos Global Advisor. Global score is a Global Country Average. See methodology for details. Filter: Country: Mexico | Current Wave: Feb 25



World's current top five worries: long-term trend

Q: Which three of the following topics do you find the most worrying in your country? Global country average



Base: Representative sample of 25,746 adults aged 16-74 in 29 participating countries, January 24th 2025 – February 7th 2025.
Source: Ipsos Global Advisor. Global score is a Global Country Average. See methodology for details. Filter: Country: World | Current Wave: Feb 25



WORLD WORRIES COUNTRY COMPARISON

- Country comparison of all 18 concerns

1. Crime & violence

[Commentary]

Base: Representative sample of 25,746 adults aged 16-74 in 29 participating countries, January 24th 2025 - February 7th 2025.

Source: Ipsos Global Advisor. Global score is a Global Country Average. See methodology for details. **Filter:** Country: World | Current Wave: Feb 25

Country

Country		Change from 12-month	
		last month	change
World	32%	+1	+2
Chile	67%	+1	-2
Peru	66%	+5	+8
Sweden	65%	=	+5
Mexico	59%	+3	-4
South Africa	52%	+1	-2
Argentina	49%	+10	+7
Colombia	42%	+6	+2
Brazil	38%	=	-3
France	38%	+6	+12
Germany	36%	+7	+16
Australia	33%	=	+6
Israel	32%	+5	+2
Italy	31%	+5	+6
Great Britain	29%	+7	+8
US	28%	+4	+2
Malaysia	28%	-1	+5
Thailand	27%	+1	-7
Türkiye	27%	-1	+5
Netherlands	26%	-1	+2
Belgium	25%	-1	+2
Japan	24%	-5	+11
India	22%	-2	-1
Indonesia	21%	+2	+1
Canada	19%	-1	+1
Spain	18%	+2	+1
South Korea	14%	+2	-9
Poland	10%	+3	+2
Hungary	7%	-4	-1
Singapore	7%	-6	=

2. Inflation

[Commentary]

Base: Representative sample of 25,746 adults aged 16-74 in 29 participating countries, January 24th 2025 - February 7th 2025.

Source: Ipsos Global Advisor. Global score is a Global Country Average. See methodology for details. **Filter:** Country: World | Current Wave: Feb 25

Country

Country		Change from 12-month last month	change
World	32%	=	-4
Singapore	56%	=	+1
Türkiye	54%	-4	+4
Australia	50%	+6	-1
Canada	49%	+5	-6
Hungary	45%	+2	+8
US	42%	+3	+3
Poland	40%	-6	-6
Argentina	36%	+1	-33
Brazil	35%	+7	+12
India	34%	-10	-15
South Korea	33%	=	-8
Japan	32%	+2	+6
France	32%	-2	-12
Thailand	31%	+5	+6
Malaysia	31%	+1	-6
Germany	31%	-1	-6
Mexico	30%	-5	+1
Spain	29%	+3	-1
Great Britain	28%	-6	-12
Belgium	26%	+2	-8
Italy	26%	+2	-4
Chile	25%	+1	-3
Netherlands	23%	+4	+4
Indonesia	20%	+2	-1
Colombia	20%	-2	-8
South Africa	19%	-1	-6
Sweden	19%	+3	-5
Israel	18%	-2	+1
Peru	16%	=	-7

3. Poverty & social inequality

[Commentary]

Base: Representative sample of 25,746 adults aged 16-74 in 29 participating countries, January 24th 2025 - February 7th 2025.

Source: Ipsos Global Advisor. Global score is a Global Country Average. See methodology for details. **Filter:** Country: World | Current Wave: Feb 25

Country

World	28%
Hungary	44%
Indonesia	43%
Türkiye	38%
Argentina	38%
Brazil	38%
Thailand	37%
Japan	33%
South Africa	32%
Germany	30%
Netherlands	29%
Mexico	28%
Great Britain	28%
France	28%
Peru	28%
Colombia	28%
Australia	27%
Malaysia	26%
Belgium	26%
Italy	26%
Canada	24%
Chile	23%
Israel	23%
Sweden	22%
Spain	21%
South Korea	21%
Singapore	20%
Poland	19%
US	16%
India	15%

Change from 12-month last month change

-1	-2
+5	-3
+1	-2
+2	+8
-6	-7
+2	-2
-1	=
-1	+1
+4	=
-1	-4
+1	-3
=	-5
+4	+3
=	-4
-7	-2
-7	-5
-3	-2
-2	-6
+1	-4
-3	-3
-1	-3
-2	-2
-3	+5
-1	-3
-4	-6
-4	-6
+6	+1
-4	=
-3	-5
-6	-1

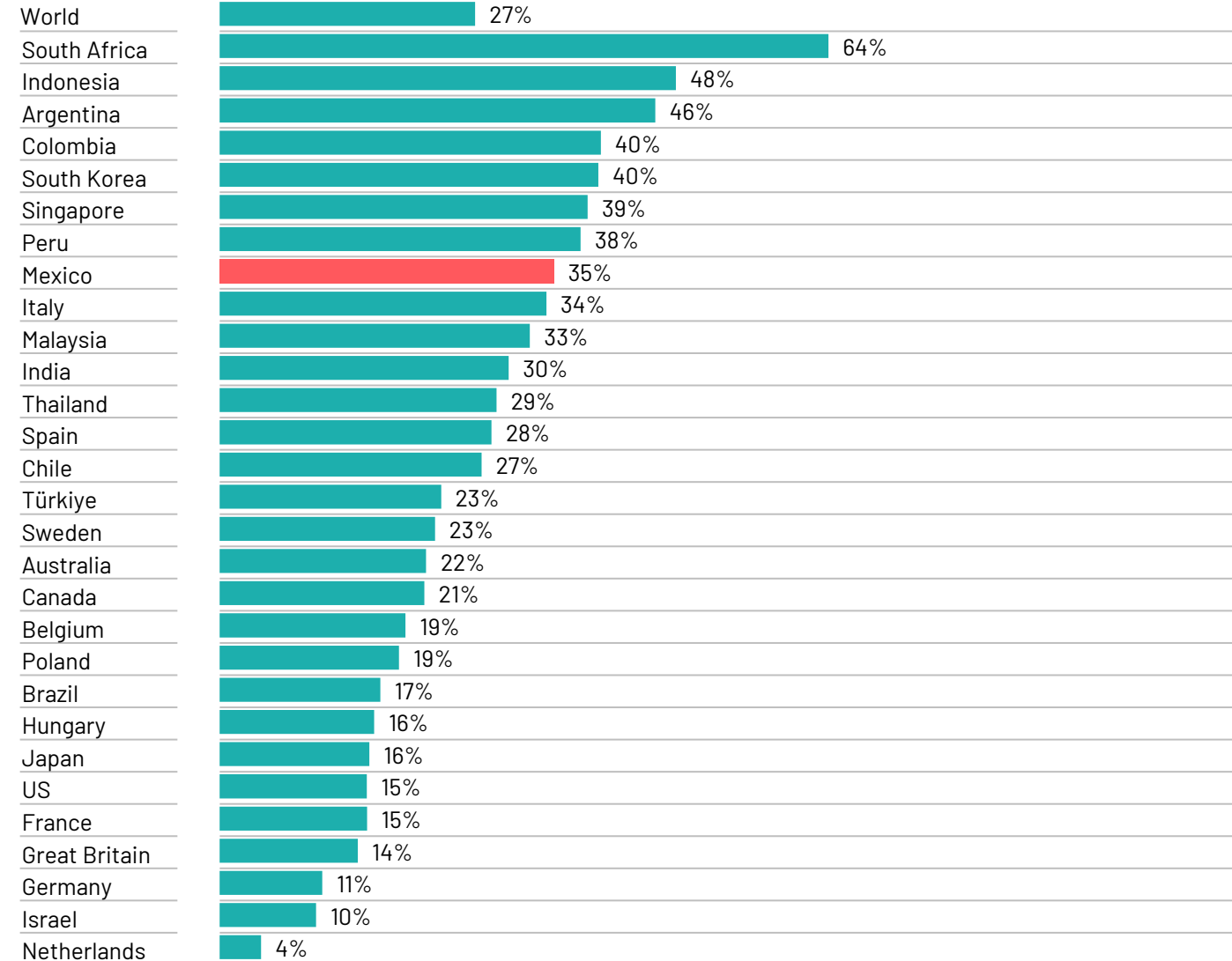
4. Unemployment

[Commentary]

Base: Representative sample of 25,746 adults aged 16-74 in 29 participating countries, January 24th 2025 - February 7th 2025.

Source: Ipsos Global Advisor. Global score is a Global Country Average. See methodology for details. **Filter:** Country: World | Current Wave: Feb 25

Country



Change from 12-month last month change

-1	+1
-5	-1
-1	+7
=	+9
-1	+3
+5	+1
-1	-2
+2	=
+4	+3
-3	-1
=	+3
-13	-13
-2	+4
-10	-7
-6	+1
-5	+1
-1	+7
=	+3
+2	+3
+3	+2
=	+5
-7	-6
+1	-1
=	-4
-1	-1
+1	+6
-2	-1
-2	+1
-2	-2
-4	=

5. Financial/political corruption

[Commentary]

Base: Representative sample of 25,746 adults aged 16-74 in 29 participating countries, January 24th 2025 - February 7th 2025.

Source: Ipsos Global Advisor. Global score is a Global Country Average. See methodology for details. **Filter:** Country: World | Current Wave: Feb 25

Country

Country		Change from last month	12-month change
World	27%	=	+1
Indonesia	64%	+8	+6
Peru	49%	-5	-2
South Korea	48%	-2	+16
Hungary	48%	+1	+7
Malaysia	47%	=	=
South Africa	47%	+1	-2
Thailand	38%	-5	=
Colombia	34%	-4	-1
Spain	34%	+1	+11
Israel	31%	+1	+3
Chile	30%	-2	=
Poland	29%	=	-1
Brazil	29%	-1	+1
Türkiye	27%	+5	+6
US	25%	-2	+2
Argentina	24%	-1	-2
Japan	22%	=	-11
Mexico	22%	-2	+3
India	21%	-5	=
Belgium	15%	+4	-5
Canada	13%	-1	+3
Great Britain	12%	+2	-2
Italy	12%	=	=
Australia	11%	+1	=
Sweden	11%	=	=
Netherlands	10%	+4	+3
France	9%	=	+1
Germany	7%	=	-1
Singapore	5%	-6	-9

6. Health care

[Commentary]

Base: Representative sample of 25,746 adults aged 16-74 in 29 participating countries, January 24th 2025 - February 7th 2025.

Source: Ipsos Global Advisor. Global score is a Global Country Average. See methodology for details. **Filter:** Country: World | Current Wave: Feb 25

Country

Country		Change from 12-month last month	change
World	24%	=	+3
Hungary	66%	+5	+6
Canada	40%	-4	-1
Great Britain	40%	-2	+2
Poland	39%	+4	+6
Italy	38%	+2	+6
Brazil	38%	+1	+2
Singapore	35%	=	+4
Spain	33%	+2	+5
Netherlands	33%	+2	=
Australia	31%	=	+1
France	27%	-2	+3
Belgium	25%	+4	+9
US	24%	-7	+2
Sweden	24%	+1	+4
Colombia	23%	-1	+6
Peru	20%	+7	+4
Mexico	17%	-2	+2
Germany	17%	-1	+1
South Africa	16%	=	+5
Argentina	16%	-1	+6
Chile	15%	=	+4
South Korea	14%	=	+8
India	13%	-1	=
Thailand	12%	-1	+2
Malaysia	10%	=	+3
Japan	10%	-1	-2
Israel	8%	+3	+1
Indonesia	8%	-1	+2
Türkiye	6%	+1	+2

7. Taxes

[Commentary]

Base: Representative sample of 25,746 adults aged 16-74 in 29 participating countries, January 24th 2025 - February 7th 2025.

Source: Ipsos Global Advisor. Global score is a Global Country Average. See methodology for details. **Filter:** Country: World | Current Wave: Feb 25

Country

Country		Change from 12-month last month	change
World	18%	-1	+1
Belgium	34%	-1	-2
Japan	31%	-3	+1
Brazil	30%	+2	+6
Canada	28%	+1	+1
Italy	27%	=	-4
Israel	25%	-9	+6
France	25%	+3	+6
Spain	21%	+1	+1
Poland	20%	+1	=
India	20%	-2	+1
Singapore	19%	-1	-4
Australia	19%	+4	=
Türkiye	19%	-1	+1
Netherlands	19%	+6	+5
US	19%	+2	+3
Great Britain	18%	-1	+3
Argentina	17%	-4	+2
Indonesia	16%	-9	+6
Malaysia	15%	-1	-3
Mexico	13%	-3	+2
South Korea	13%	=	-1
Colombia	13%	-4	-3
Germany	12%	-2	-3
South Africa	11%	+1	+4
Chile	10%	+1	+5
Thailand	9%	-3	=
Sweden	8%	-5	-4
Hungary	7%	-4	+1
Peru	2%	-4	-3

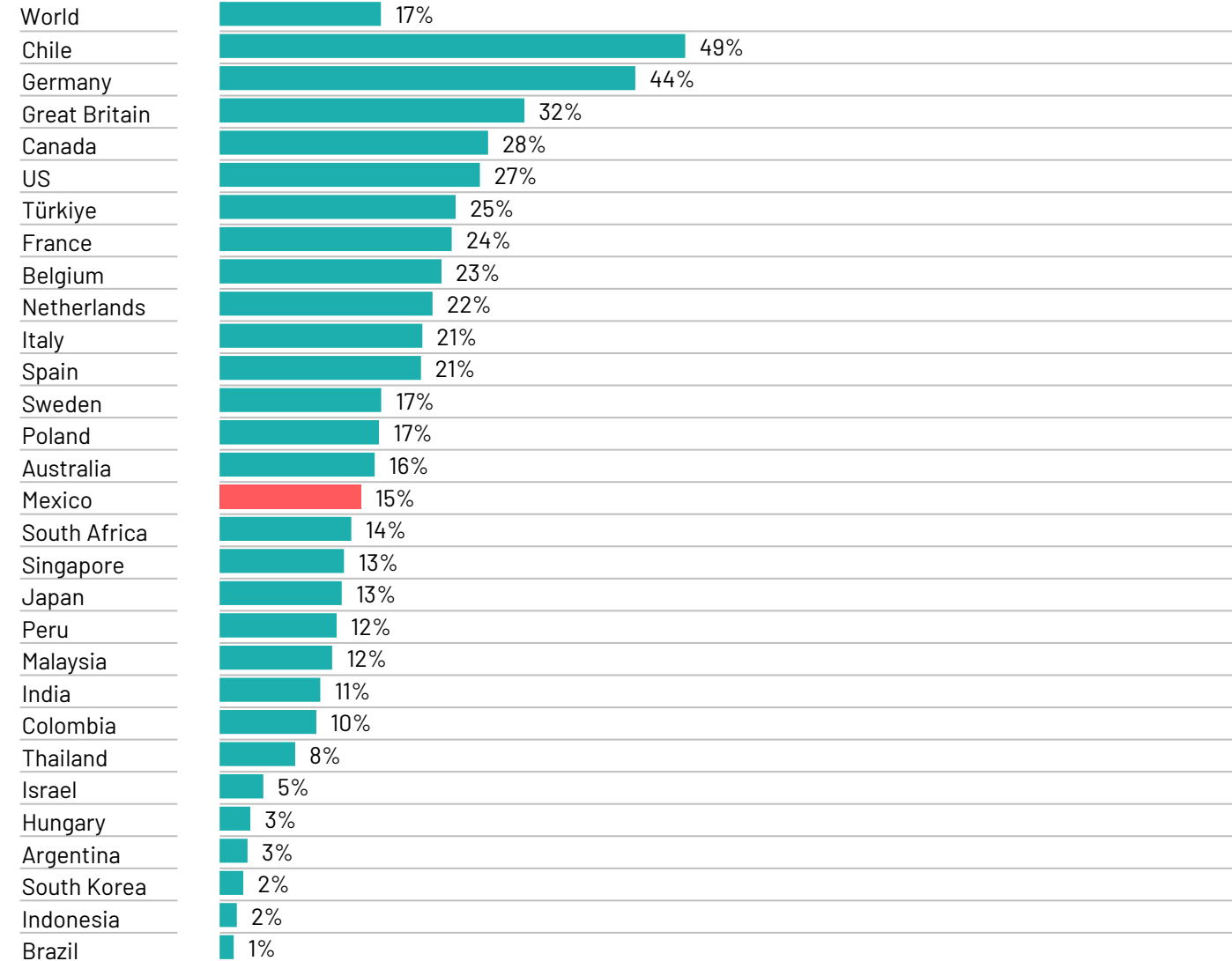
8. Immigration control

[Commentary]

Base: Representative sample of 25,746 adults aged 16-74 in 29 participating countries, January 24th 2025 - February 7th 2025.

Source: Ipsos Global Advisor. Global score is a Global Country Average. See methodology for details. **Filter:** Country: World | Current Wave: Feb 25

Country



Change from 12-month last month change

+1	+1
+4	+4
+9	+9
-3	+3
+1	+6
=	=
=	-10
+1	+2
-3	-4
-3	-13
+4	+6
-1	=
-2	-2
+3	+5
-4	=
+7	+5
-2	+3
+1	=
+1	+6
+1	-3
+1	-1
+6	+7
=	+2
+1	+4
+1	-1
-4	-6
=	+1
=	+1
=	-2
+1	-1

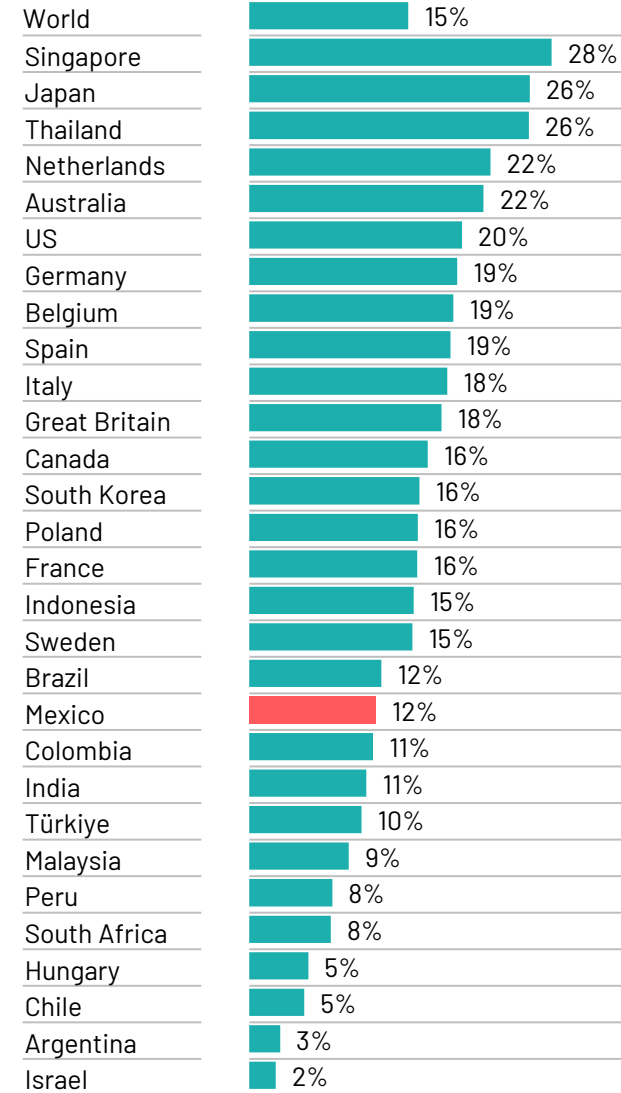
9. Climate change

[Commentary]

Base: Representative sample of 25,746 adults aged 16-74 in 29 participating countries, January 24th 2025 - February 7th 2025.

Source: Ipsos Global Advisor. Global score is a Global Country Average. See methodology for details. **Filter:** Country: World | Current Wave: Feb 25

Country



Change from 12-month last month change

=	-1
-1	+2
=	-1
+8	+10
-2	-6
-2	-3
+3	=
-3	-2
+1	+3
=	+1
-4	-3
-6	-2
-2	-5
+2	=
-1	-4
-5	-5
=	-5
-2	=
-3	-2
-2	-1
-1	-14
+2	+1
+2	+5
-1	+3
+4	-3
-4	-1
=	-1
=	-4
-2	-2
=	-1

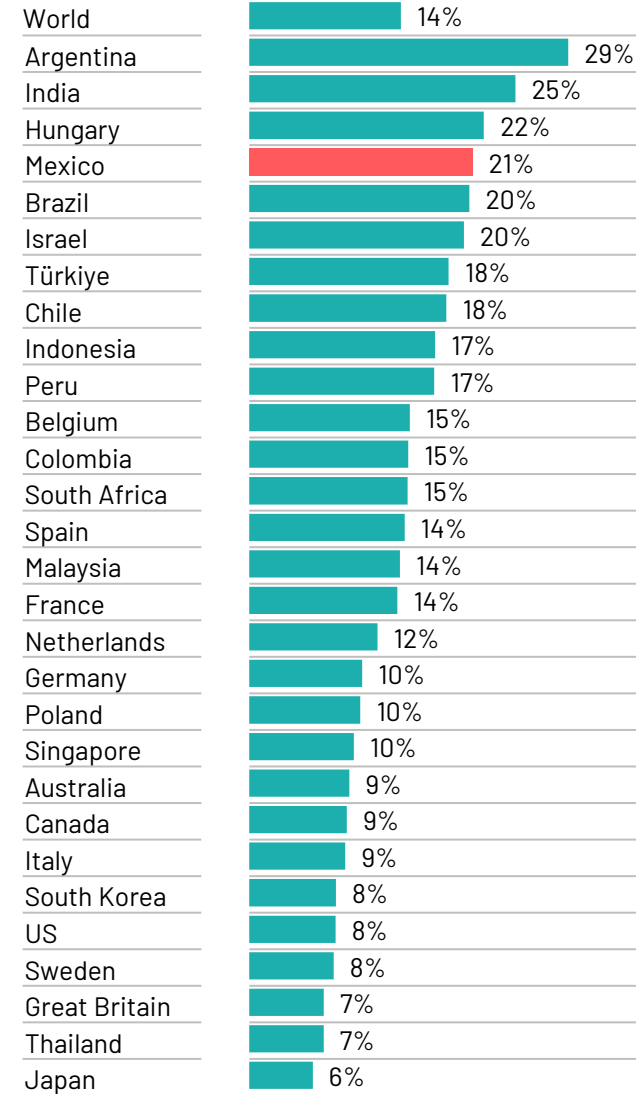
10. Education

[Commentary]

Base: Representative sample of 25,746 adults aged 16-74 in 29 participating countries, January 24th 2025 - February 7th 2025.

Source: Ipsos Global Advisor. Global score is a Global Country Average. See methodology for details. **Filter:** Country: World | Current Wave: Feb 25

Country



Change from 12-month last month change

-1	=
-1	+7
-3	-10
=	-1
-3	+3
-1	-5
+4	+8
-5	-11
+4	+5
-2	+5
-9	-3
-2	+1
-5	-1
+4	-1
-2	+3
-1	-4
=	-2
-2	-2
-1	=
=	+2
+3	+5
+1	=
-2	-2
=	+3
+2	+3
-1	-2
+1	+2
=	-2
-2	-1
-2	-1

11. Moral decline

[Commentary]

Base: Representative sample of 25,746 adults aged 16-74 in 29 participating countries, January 24th 2025 - February 7th 2025.

Source: Ipsos Global Advisor. Global score is a Global Country Average. See methodology for details. **Filter:** Country: World | Current Wave: Feb 25

Country

World	11%
Netherlands	21%
South Korea	18%
US	18%
Japan	17%
France	15%
Malaysia	15%
Great Britain	15%
Thailand	14%
Indonesia	14%
Poland	14%
Israel	13%
Germany	12%
Türkiye	11%
Argentina	11%
Singapore	10%
Italy	10%
Australia	10%
Hungary	9%
India	9%
Belgium	8%
Peru	8%
Mexico	8%
Canada	8%
Sweden	7%
Chile	6%
Colombia	6%
Spain	6%
South Africa	4%
Brazil	4%

Change from 12-month last month change

=	+1
+2	+8
-1	-2
+1	+4
+1	+1
=	+5
-2	+3
+4	+6
+2	-6
+2	-1
+3	+1
+2	+5
+2	=
+3	+4
+2	+4
+1	-1
-1	=
-1	=
-2	-1
+4	+3
-3	-1
+1	+2
+1	+2
=	+1
-1	-1
-2	=
=	+1
-2	+1
-1	-1
-1	=

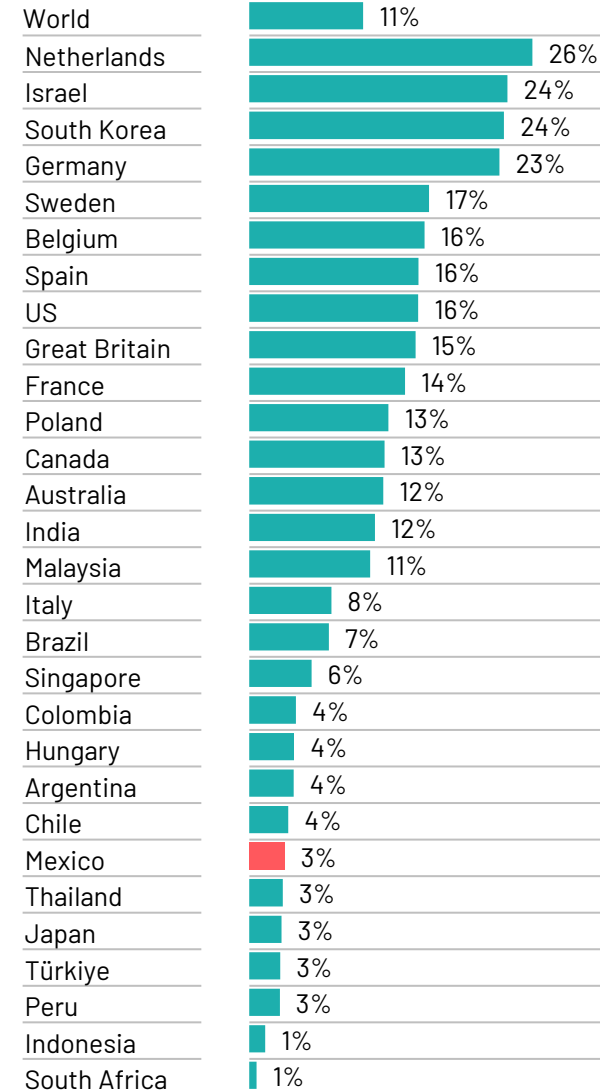
12. Rise of extremism

[Commentary]

Base: Representative sample of 25,746 adults aged 16-74 in 29 participating countries, January 24th 2025 - February 7th 2025.

Source: Ipsos Global Advisor. Global score is a Global Country Average. See methodology for details. **Filter:** Country: World | Current Wave: Feb 25

Country



Change from 12-month last month change

+2	+3
+2	+8
+6	=
+9	+15
+4	+2
+4	+2
+2	-2
+3	+5
=	+2
+5	+7
-4	+1
+4	+5
+2	+7
+2	+5
+8	+7
-1	-1
+2	+3
-2	+2
=	+2
-1	+2
-1	+1
=	+2
=	-3
+1	=
+1	-2
=	+1
-1	-3
+1	=
-2	-3
-1	-1

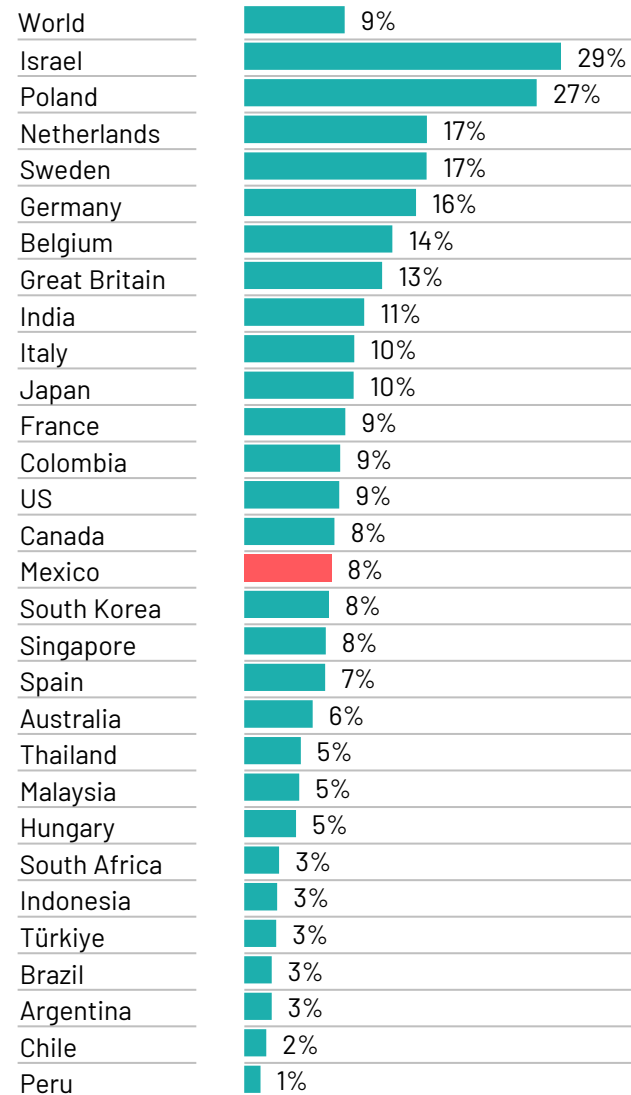
13. Military conflict between nations

[Commentary]

Base: Representative sample of 25,746 adults aged 16-74 in 29 participating countries, January 24th 2025 - February 7th 2025.

Source: Ipsos Global Advisor. Global score is a Global Country Average. See methodology for details. **Filter:** Country: World | Current Wave: Feb 25

Country



Change from 12-month last month change

=	-1
-2	-16
-6	-2
-9	-2
+3	+2
-5	-4
+2	+4
+1	-7
+5	+7
=	-3
+1	-3
-1	-2
+6	+5
-1	-5
+4	+3
+3	+5
-3	-8
=	+3
-1	-2
-2	-6
-4	-1
+2	+2
=	-3
+1	+1
+1	=
=	+1
+1	=
+1	+2
+1	=
=	=

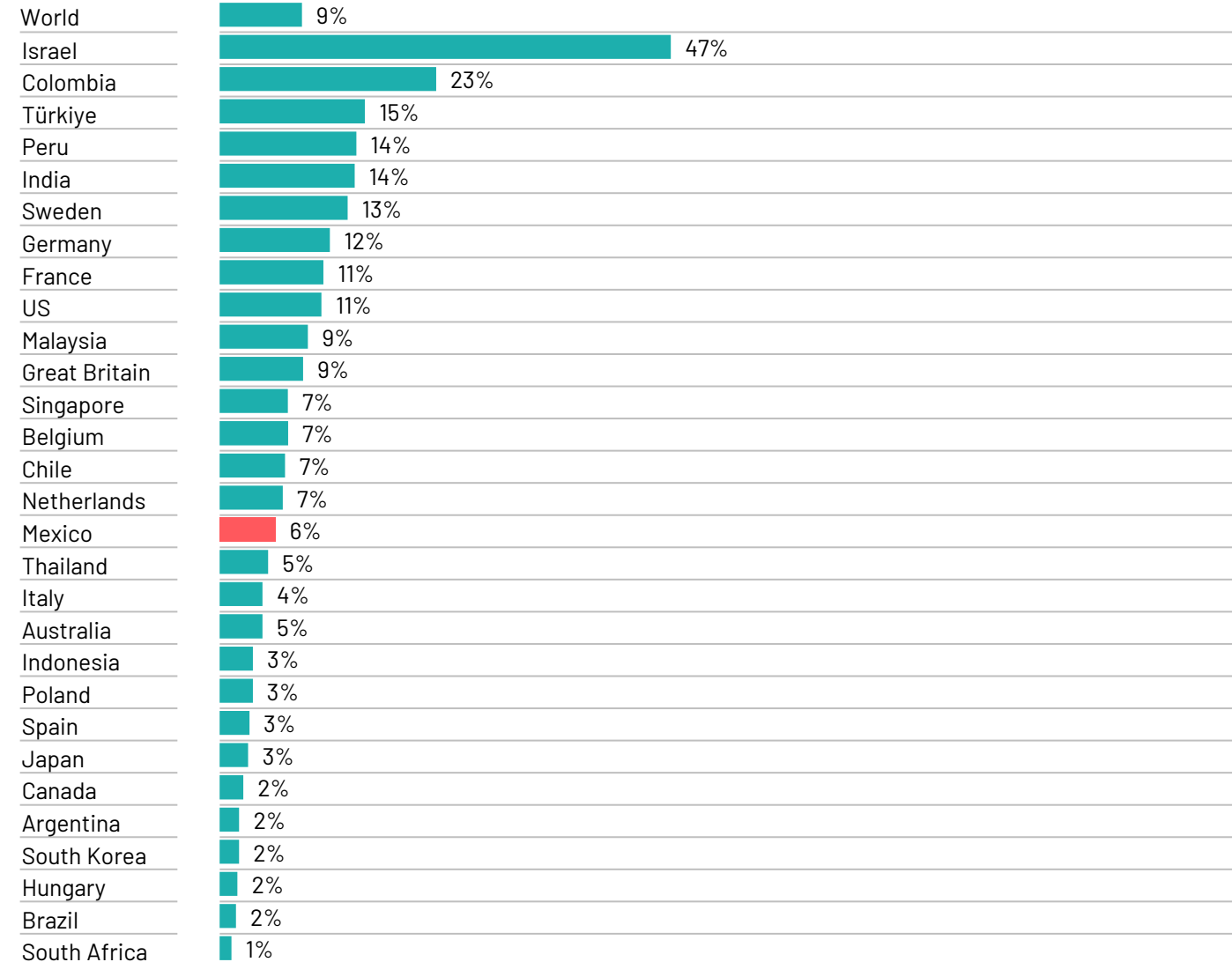
14. Terrorism

[Commentary]

Base: Representative sample of 25,746 adults aged 16-74 in 29 participating countries, January 24th 2025 - February 7th 2025.

Source: Ipsos Global Advisor. Global score is a Global Country Average. See methodology for details. **Filter:** Country: World | Current Wave: Feb 25

Country



Change from 12-month last month change

=	=
-1	-6
+11	+11
+1	-5
+4	+6
-4	-5
+2	-3
-4	+5
=	=
+4	-1
-1	+4
+2	+1
+1	=
-5	+1
+2	-2
-4	+2
+1	-2
-2	-5
-1	+1
-1	+1
-1	-4
-1	-3
=	-4
+1	=
-1	-1
-2	=
-1	-2
=	+1
=	=
-1	=

15. Threats against the environment

[Commentary]

Base: Representative sample of 25,746 adults aged 16-74 in 29 participating countries, January 24th 2025 - February 7th 2025.

Source: Ipsos Global Advisor. Global score is a Global Country Average. See methodology for details. **Filter:** Country: World | Current Wave: Feb 25

Country

World	8%
Thailand	15%
India	13%
Netherlands	11%
Brazil	11%
Malaysia	10%
Singapore	10%
Belgium	10%
France	9%
Colombia	9%
Japan	9%
Sweden	8%
Australia	8%
Indonesia	8%
Poland	7%
Italy	7%
Argentina	7%
Mexico	7%
South Korea	6%
Peru	6%
Great Britain	6%
Spain	6%
US	6%
Germany	6%
Israel	5%
Canada	5%
Chile	4%
South Africa	4%
Türkiye	3%
Hungary	2%

Change from 12-month last month change

+1	=
+9	+1
+4	+5
+1	-1
-1	-2
+3	+3
+2	+6
+2	+2
=	-3
+1	-3
+2	=
-3	-5
-1	-1
+1	-6
+1	-6
-1	-2
+4	+2
-3	-4
-2	-5
=	+1
-1	-1
+1	-3
-1	-1
+1	-3
-1	-1
+2	+3
=	-1
-2	-2

16. Maintaining social programmes

[Commentary]

Base: Representative sample of 25,746 adults aged 16-74 in 29 participating countries, January 24th 2025 - February 7th 2025.

Source: Ipsos Global Advisor. Global score is a Global Country Average. See methodology for details. **Filter:** Country: World | Current Wave: Feb 25

Country

World	7%
Japan	17%
Sweden	15%
South Korea	15%
Spain	11%
Indonesia	10%
Netherlands	9%
Italy	9%
India	8%
Thailand	8%
Colombia	8%
Great Britain	8%
Singapore	7%
Germany	7%
Australia	7%
Mexico	7%
Belgium	6%
Poland	6%
Canada	5%
Hungary	5%
Malaysia	5%
France	5%
Argentina	5%
Brazil	4%
US	3%
Israel	3%
Chile	3%
Peru	2%
Türkiye	2%
South Africa	1%

Change from 12-month last month change

=	=
+2	-1
=	=
-9	-2
+2	+3
+2	+1
+3	+2
-1	-1
+4	+5
-1	-1
+3	+4
-1	-1
=	+2
+2	=
+1	-1
=	-1
-1	=
=	-1
-1	+1
=	-4
-1	=
+1	=
=	+1
=	+1
-5	-1
=	=
=	=
=	+1
-1	+2
+1	=

17. Coronavirus (Covid-19)

[Commentary]

Base: Representative sample of 25,746 adults aged 16-74 in 29 participating countries, January 24th 2025 - February 7th 2025.

Source: Ipsos Global Advisor. Global score is a Global Country Average. See methodology for details. **Filter:** Country: World | Current Wave: Feb 25

Country

Country		Change from 12-month last month	change
World	3%	=	-2
Malaysia	9%	+2	-3
Thailand	9%	-1	-8
India	6%	+2	-2
Singapore	5%	-2	-9
Japan	5%	=	-5
Mexico	5%	=	-4
Indonesia	3%	=	-4
Türkiye	3%	=	-4
US	3%	=	-3
Peru	3%	+1	-1
Brazil	3%	=	-1
Israel	3%	+2	+2
South Korea	2%	=	-1
Poland	2%	=	-2
Belgium	2%	-1	=
Canada	2%	+1	-2
South Africa	2%	+1	-1
France	2%	=	-2
Great Britain	2%	=	-2
Chile	2%	+1	=
Australia	2%	-1	-3
Hungary	1%	=	-3
Italy	1%	=	-2
Spain	1%	=	-3
Sweden	1%	=	-2
Argentina	1%	=	=
Netherlands	1%	+1	-1
Colombia	1%	=	-1
Germany	0%	-2	-3

18. Access to credit

[Commentary]

Base: Representative sample of 25,746 adults aged 16-74 in 29 participating countries, January 24th 2025 - February 7th 2025.

Source: Ipsos Global Advisor. Global score is a Global Country Average. See methodology for details. **Filter:** Country: World | Current Wave: Feb 25

Country

Country		Change from 12-month last month	change
World	2%	=	=
India	10%	+6	+6
Argentina	4%	+1	+2
Malaysia	4%	+2	+2
Thailand	3%	=	-2
Singapore	3%	+1	+2
Belgium	3%	-1	=
Poland	3%	=	=
Türkiye	3%	+1	+1
South Korea	3%	+1	=
Colombia	2%	-1	+1
Spain	2%	+1	=
Japan	2%	+1	+1
Canada	2%	=	-1
Mexico	2%	+1	=
France	2%	=	-1
US	2%	=	=
Great Britain	2%	=	=
Australia	2%	=	=
Brazil	2%	=	=
Hungary	1%	-3	-2
Sweden	1%	-2	=
Chile	1%	=	-1
Italy	1%	-1	-1
Netherlands	1%	=	-2
Israel	1%	=	-2
Germany	1%	=	-1
Indonesia	1%	=	=
Peru	1%	-1	=
South Africa	0%	-2	-2

Methodology

This 29-country Global Advisor survey was conducted between January 24th 2025 and February 7th 2025 via the Ipsos Online Panel system among 25,746 adults aged 18-74 in Canada, Israel, Malaysia, South Africa, Türkiye and the United States, 20-74 in Indonesia and Thailand, 21-74 in Singapore, and 16-74 in all other nations.

The "Global Country Average" reflects the average result for all the countries where the survey was conducted. It has not been adjusted to the population size of each country and is not intended to suggest a total result."

The sample consists of approximately 1000+ individuals in each of Australia, Belgium, Brazil, Canada, France, Germany, Great Britain, Italy, Japan, Spain, Sweden, and the US, and approximately 500+ individuals in each of Argentina, Chile, Colombia, Hungary, Indonesia, Israel, Malaysia, Mexico, the Netherlands, Peru, Poland, Singapore, South Africa, South Korea, Thailand and Türkiye.

The sample in India consists of approximately 2,200 individuals, of whom approximately 1,800 were interviewed face-to-face and 400 were interviewed online.

The samples in Argentina, Australia, Belgium, Canada, France, Germany, Great Britain, Hungary, Italy, Japan, the Netherlands, Poland, South Korea, Spain, Sweden, and the US can be taken as representative of these countries' general adult population under the age of 75.

The samples in Brazil, Chile, Colombia, India, Indonesia, Malaysia, Mexico, Peru, Singapore, South Africa, Thailand and Türkiye are more urban, more educated, and/or more affluent than the general population. The survey results for these markets should be viewed as reflecting the views of the more "connected" segment of these populations.

India's sample represents a large subset of its urban population – social economic

classes A, B and C in metros and tier 1-3 town classes across all four zones.

Weighting has been employed to balance demographics and ensure that the sample's composition reflects that of the adult population according to the most recent census data.

The precision of Ipsos online polls are calculated using a credibility interval with a poll of 1,000 accurate to +/- 3.5 percentage points and of 500 accurate to +/- 5.0 percentage points. For more information on the Ipsos use of credibility intervals, please visit the Ipsos website.

Where results do not sum to 100 or the 'difference' appears to be +/-1 more/less than the actual, this may be due to rounding, multiple responses, or the exclusion of don't knows or not stated responses

The publication of these findings abides by local rules and regulations.

