

WHAT WORRIES THE WORLD?

MEXICO REPORT

March 2025

MEXICO SUMMARY: MARCH 2025

Top five worries

Q: Which three of the following topics do you find the most worrying in your country?

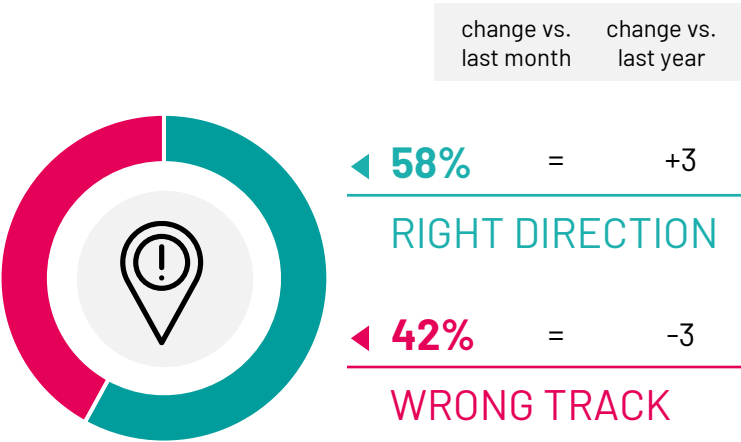
		change vs. last month	change vs. last year
Crime & violence	<div></div> 58%	-1	+5
Inflation	<div></div> 35%	+5	+5
Unemployment	<div></div> 33%	-2	-2
Poverty & social inequality	<div></div> 29%	+1	-1
Financial/political corruption	<div></div> 23%	+1	-2

Base: Representative sample of Mexican adults aged 16-74. c.500 per month

Source: Ipsos Global Advisor. Global score is a Global Country Average. See methodology for details. Filter: Country: Mexico | Current Wave: Mar 25

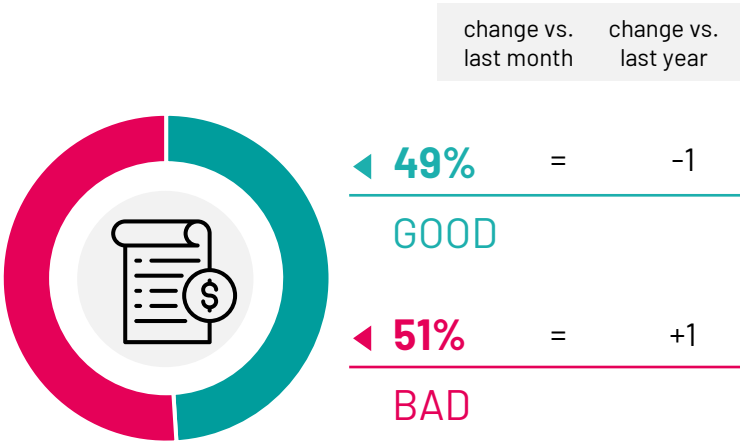
State of the country

Q: Generally speaking, would you say things in this country are heading in the right direction, or are they off on the wrong track?



State of the economy

Q: How would you describe the current economic situation in your country?



WORLD SUMMARY: MARCH 2025

Top five worries

Q: Which three of the following topics do you find the most worrying in your country?

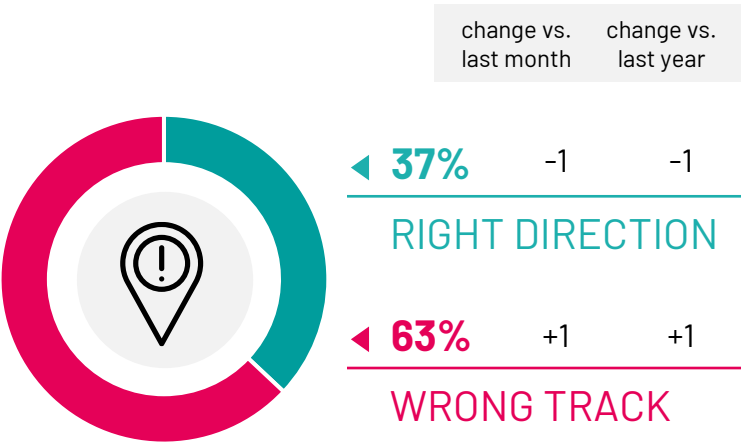
		change vs. last month	change vs. last year
Inflation	<div></div> 33%	+1	-2
Crime & violence	<div></div> 32%	=	+2
Poverty & social inequality	<div></div> 29%	+1	-1
Unemployment	<div></div> 28%	+1	+1
Financial/political corruption	<div></div> 26%	-1	=

Base: Representative sample of 25,231 adults aged 16-74 in 29 participating countries, February 21st 2025 - March 7th 2025.

Source: Ipsos Global Advisor. Global score is a Global Country Average. See methodology for details. Filter: Country: World | Current Wave: Mar 25

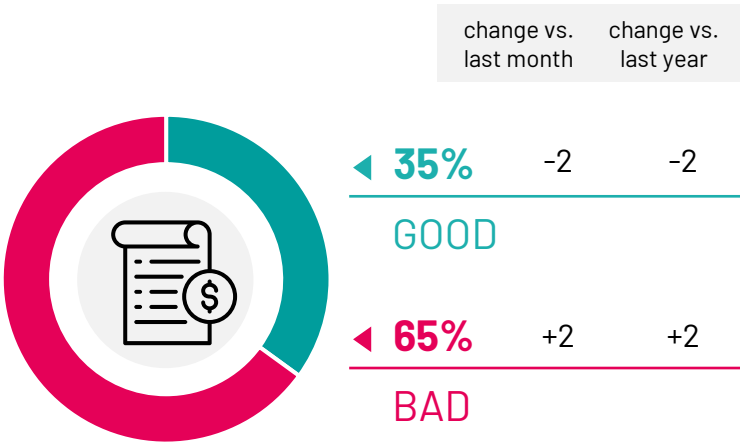
State of the country

Q: Generally speaking, would you say things in this country are heading in the right direction, or are they off on the wrong track?



State of the economy

Q: How would you describe the current economic situation in your country?



DIRECTION OF TRAVEL

- Country comparisons
- Trends over time: Mexico
- Trends over time: World

Right vs. Wrong Direction Monitor

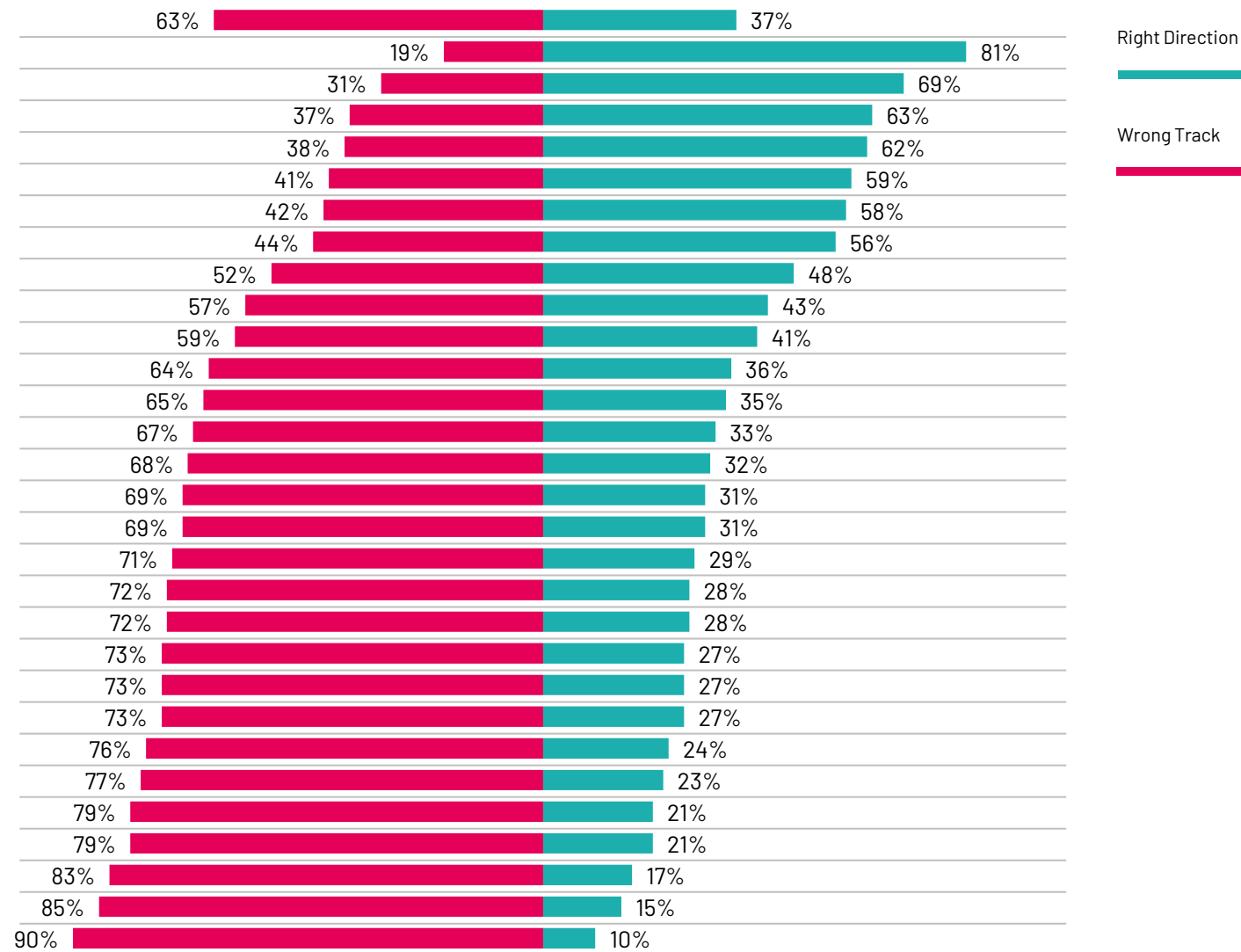
Base: Representative sample of 25,231 adults aged 16-74 in 29 participating countries, February 21st 2025 - March 7th 2025.

Source: Ipsos Global Advisor. Global score is a Global Country Average. See methodology for details. **Filter:** Country: World | Current Wave: Mar 25

Country

World
Singapore
Malaysia
Indonesia
India
Argentina
Mexico
Thailand
Australia
US
Poland
Belgium
Brazil
Colombia
Spain
Israel
Canada
Great Britain
South Africa
Italy
Chile
Sweden
Netherlands
Türkiye
Hungary
Japan
Germany
South Korea
France
Peru

Q: Would you say things in this country are heading in the right direction, or are they off on the wrong track? (March 2025)

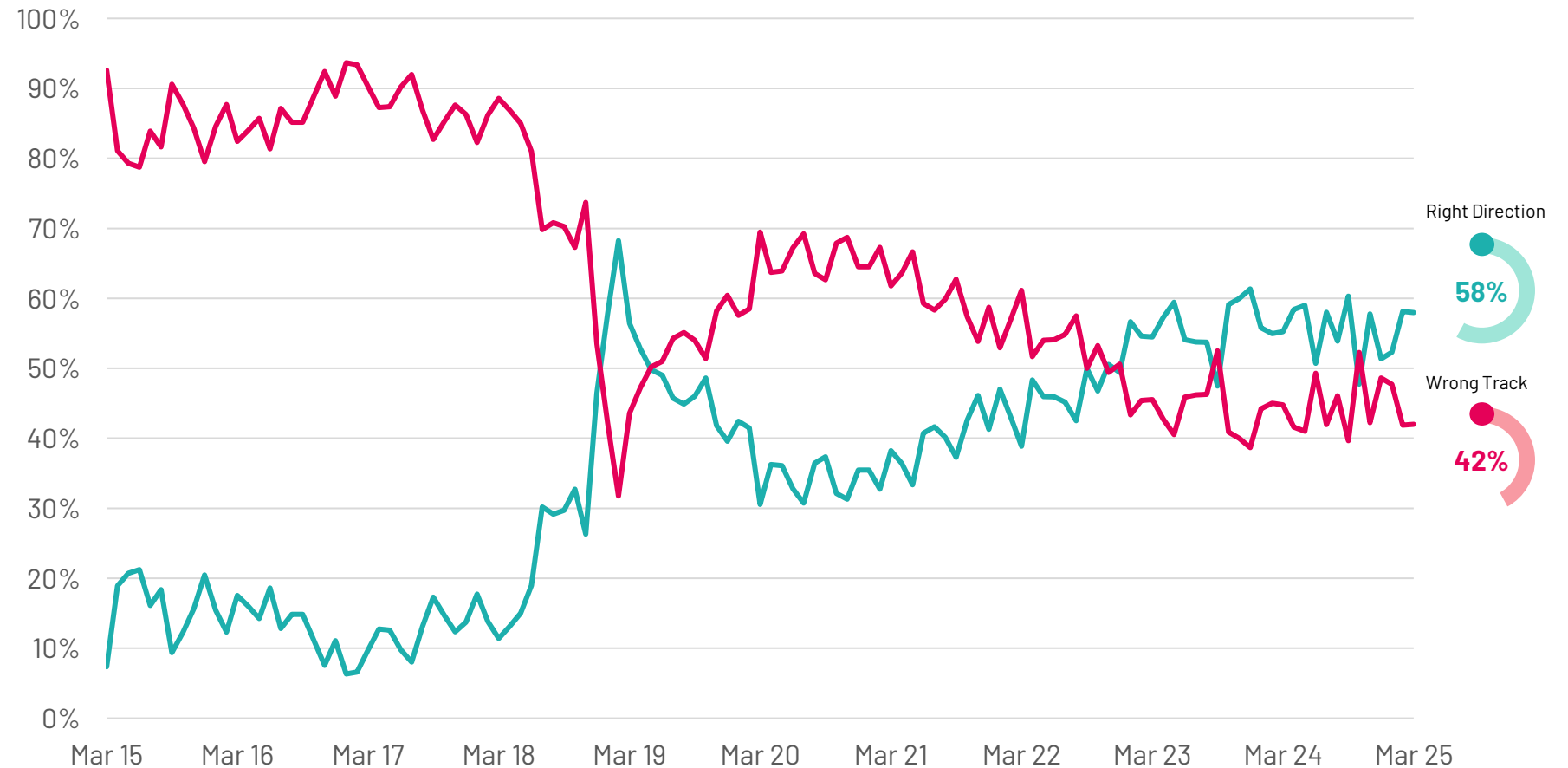


Mexico Right/Wrong Direction

Base: Representative sample of Mexican adults aged 16-74. c.500 per month

Source: Ipsos Global Advisor. Global score is a Global Country Average. See methodology for details. **Filter:** Country: Mexico | Current Wave: Mar 25

Q: Would you say things in this country are heading in the right direction, or are they off on the wrong track?



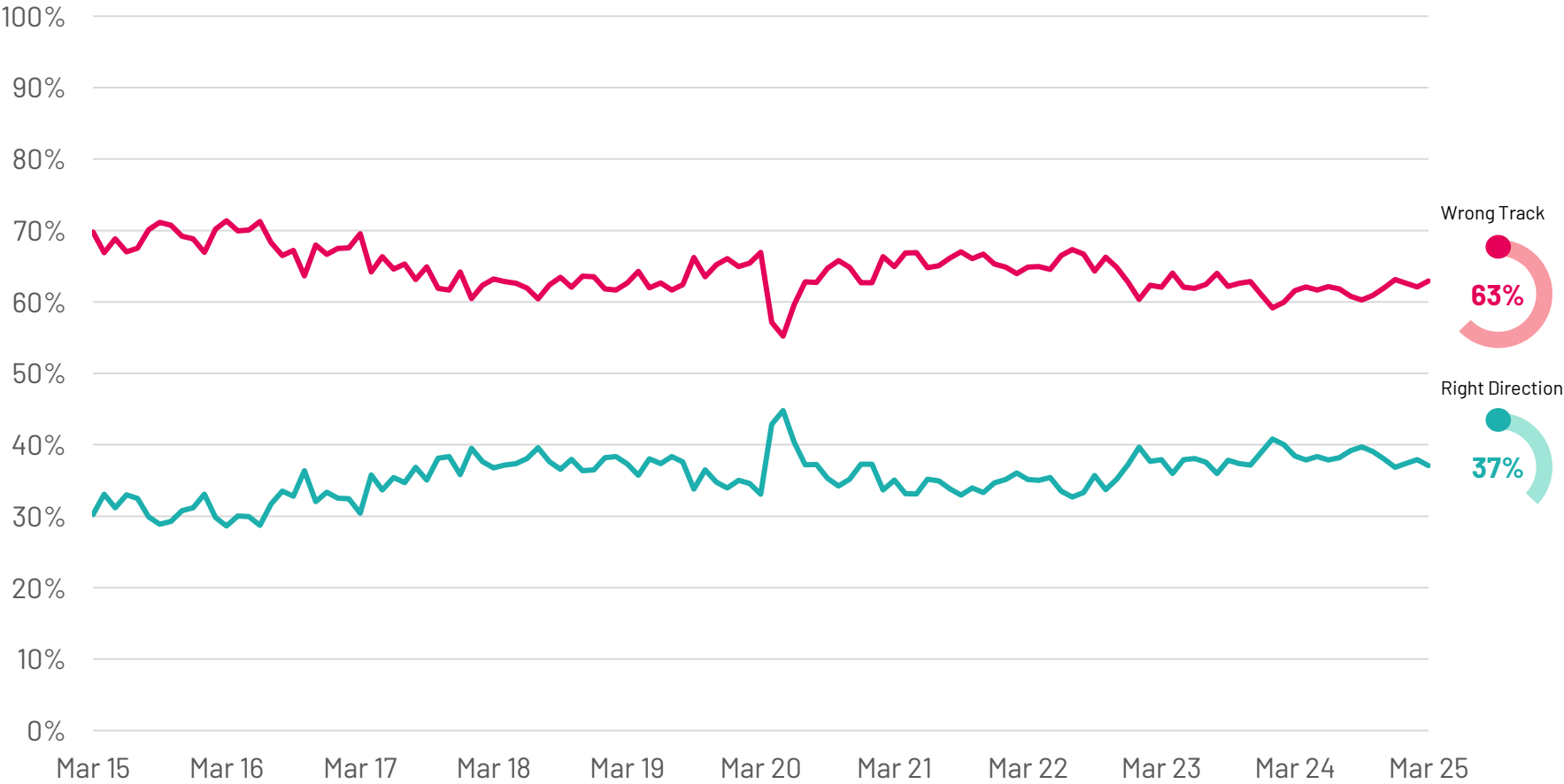
Global Right/Wrong Direction

Global country average score

Base: Representative sample of 25,231 adults aged 16-74 in 29 participating countries, February 21st 2025 - March 7th 2025.

Source: Ipsos Global Advisor. Global score is a Global Country Average. See methodology for details. **Filter:** Country: World | Current Wave: Mar 25

Q: Would you say things in this country are heading in the right direction, or are they off on the wrong track?



MEXICO'S WORRIES

- Mexico's top worries
- World's top worries
- Trends over time for worries: Mexico & World

Mexico's Worries

[Commentary]

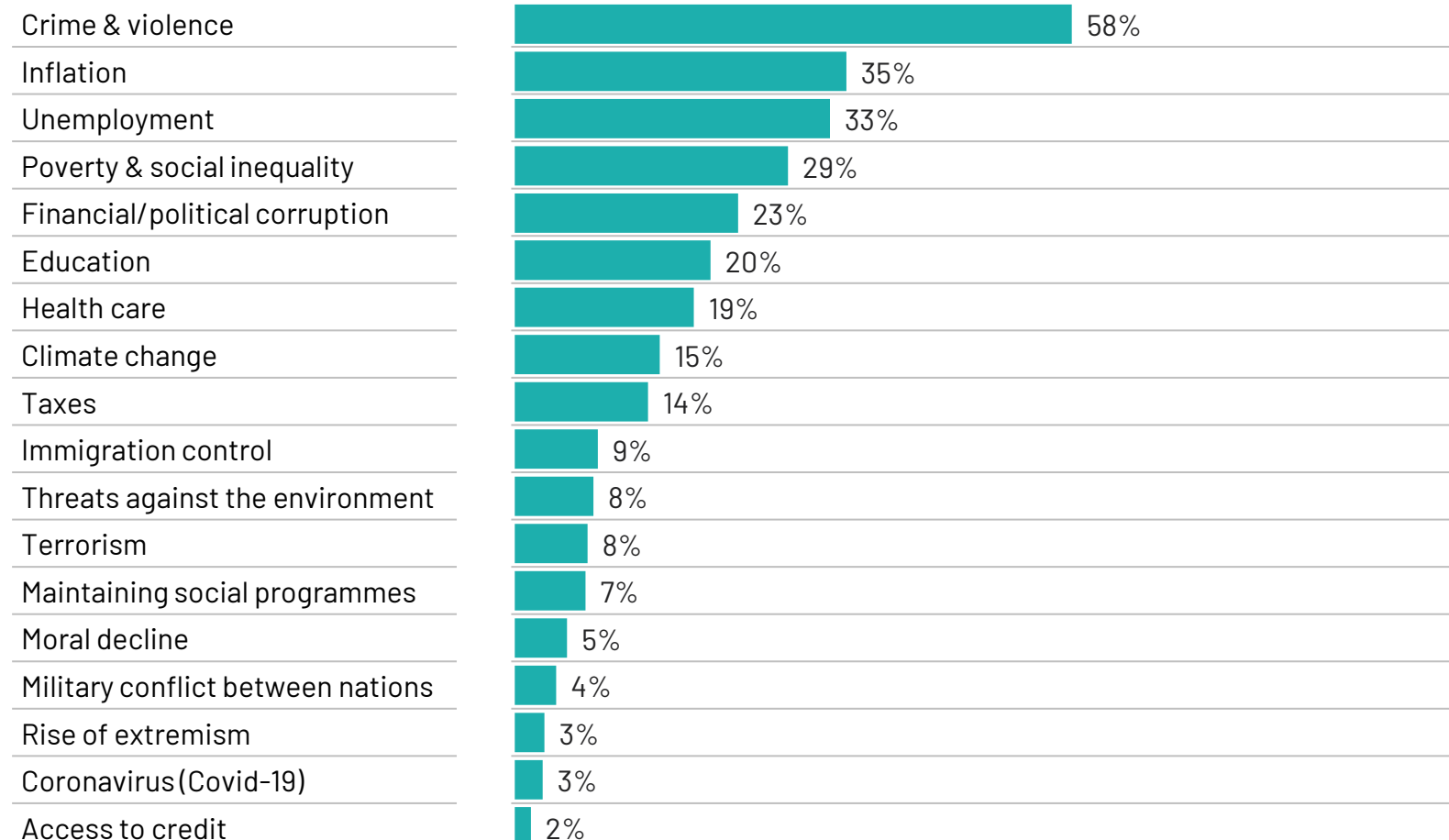
Base: Representative sample of Mexican adults aged 16-74. c.500 per month

Source: Ipsos Global Advisor. Global score is a Global Country Average. See methodology for details. **Filter:** Country: Mexico | Current Wave: Mar 25

Q: Which three of the following topics do you find the most worrying in your country?

Worry

% mentioned in March 2025 (global country average)



World Worries

[Commentary]

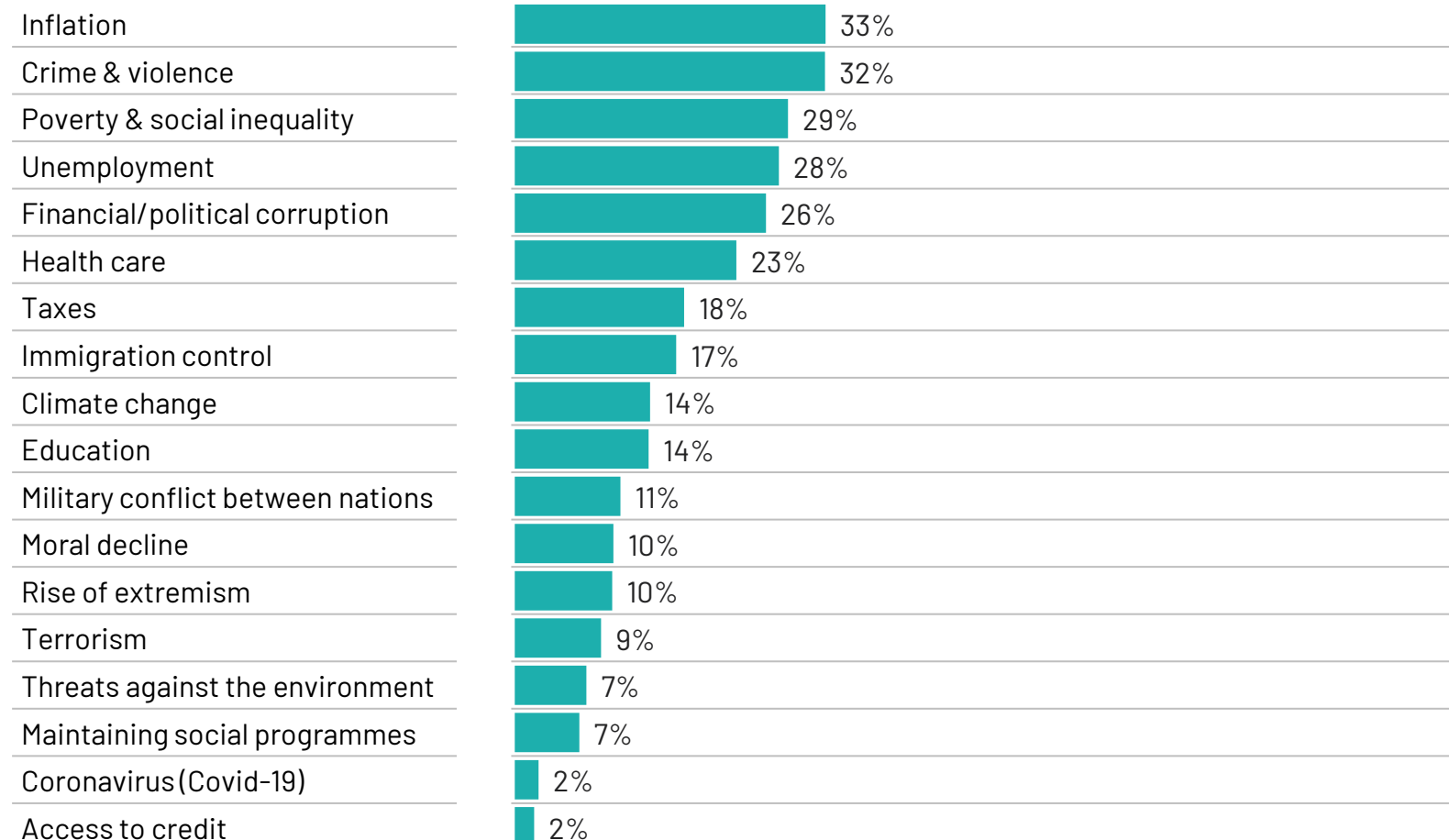
Base: Representative sample of 25,231 adults aged 16-74 in 29 participating countries, February 21st 2025 - March 7th 2025.

Source: Ipsos Global Advisor. Global score is a Global Country Average. See methodology for details. **Filter:** Country: World | Current Wave: Mar 25

Q: Which three of the following topics do you find the most worrying in your country?

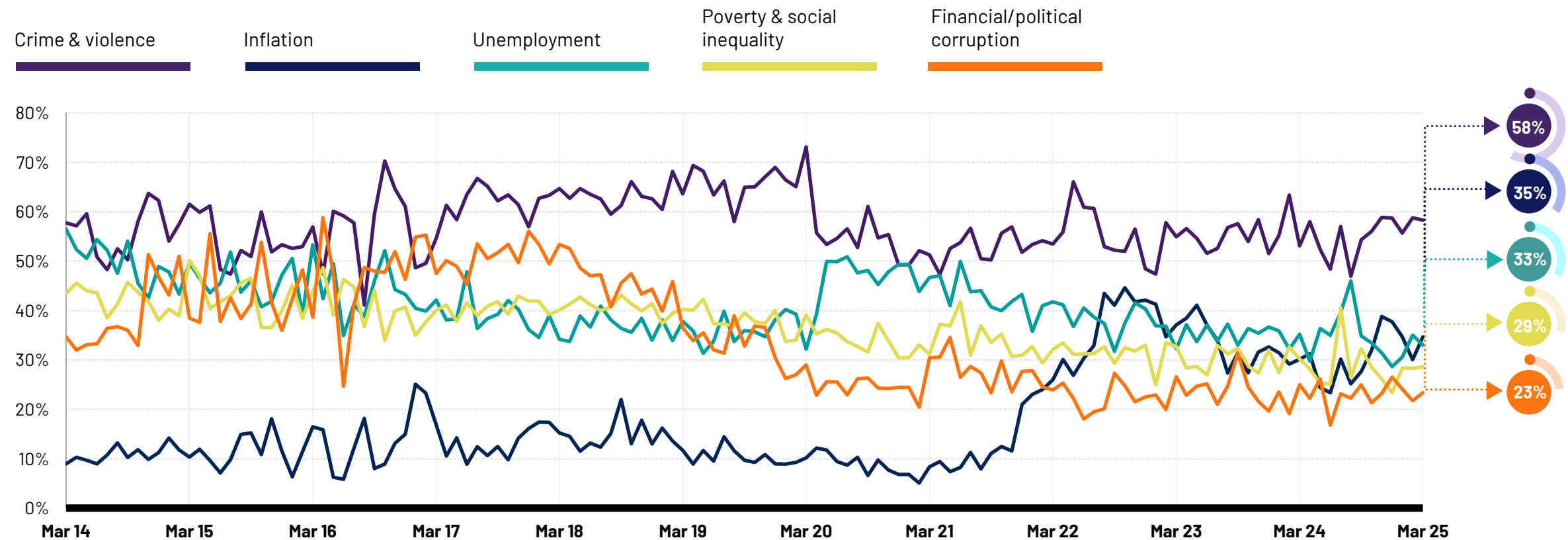
Worry

% mentioned in March 2025 (global country average)



Mexico's current top five worries: long-term trend

Q: Which three of the following topics do you find the most worrying in your country?

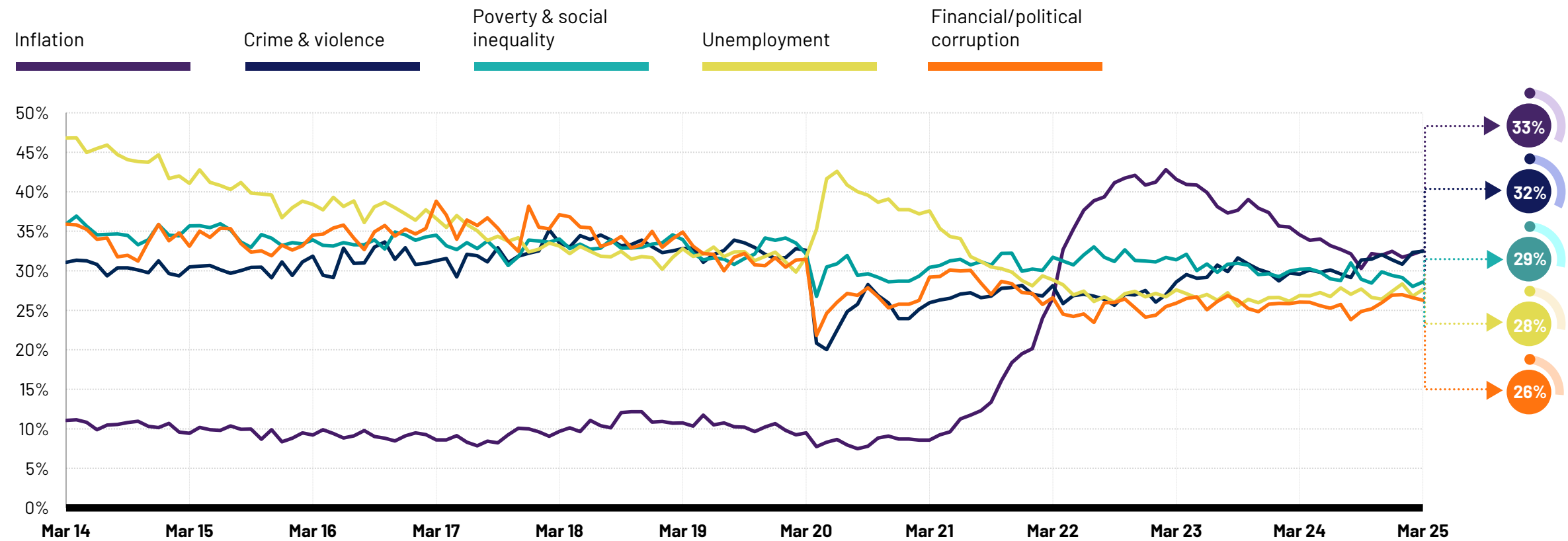


Base: Representative sample of Mexican adults aged 16-74. c.500 per month
Source: Ipsos Global Advisor. Global score is a Global Country Average. See methodology for details. Filter: Country: Mexico | Current Wave: Mar 25



World's current top five worries: long-term trend

Q: Which three of the following topics do you find the most worrying in your country? Global country average



Base: Representative sample of 25,231 adults aged 16-74 in 29 participating countries, February 21st 2025 - March 7th 2025.

Source: Ipsos Global Advisor. Global score is a Global Country Average. See methodology for details. Filter: Country: World | Current Wave: Mar 25



WORLD WORRIES COUNTRY COMPARISON

- Country comparison of all 18 concerns

1. Inflation

[Commentary]

Base: Representative sample of 25,231 adults aged 16-74 in 29 participating countries, February 21st 2025 - March 7th 2025.

Source: Ipsos Global Advisor. Global score is a Global Country Average. See methodology for details. **Filter:** Country: World | Current Wave: Mar 25

Country

Country		Change from 12-month last month	change
World	33%	+1	-2
Singapore	58%	+2	+7
Türkiye	54%	=	-1
Hungary	51%	+6	+14
Canada	48%	-1	-5
Australia	44%	-6	-4
US	43%	+1	=
South Korea	41%	+8	+4
Poland	41%	+1	-3
Brazil	38%	+3	+17
India	36%	+2	-2
Malaysia	35%	+4	-3
Mexico	35%	+5	+5
Great Britain	32%	+4	-5
Argentina	32%	-4	-33
Japan	32%	=	+7
France	31%	-1	-12
Spain	29%	=	-3
Chile	27%	+2	-2
Belgium	27%	+1	-2
Germany	27%	-4	-8
Thailand	26%	-5	+2
Italy	26%	=	-3
South Africa	23%	+4	-3
Netherlands	21%	-2	=
Sweden	20%	+1	-6
Colombia	18%	-2	-9
Indonesia	17%	-3	-6
Peru	16%	=	-3
Israel	16%	-2	-1

2. Crime & violence

[Commentary]

Base: Representative sample of 25,231 adults aged 16-74 in 29 participating countries, February 21st 2025 - March 7th 2025.

Source: Ipsos Global Advisor. Global score is a Global Country Average. See methodology for details. **Filter:** Country: World | Current Wave: Mar 25

Country

Country		Change from 12-month last month	change
World	32%	=	+2
Chile	68%	+1	+7
Peru	65%	-1	+3
Mexico	58%	-1	+5
Sweden	57%	-8	+2
South Africa	53%	+1	-2
Argentina	52%	+3	+13
Brazil	43%	+5	-1
Colombia	42%	=	-1
France	40%	+2	+13
Australia	35%	+2	+6
Israel	33%	+1	+6
Germany	31%	-5	+8
Belgium	31%	+6	+3
Türkiye	31%	+4	+13
Italy	30%	-1	+5
Thailand	28%	+1	-3
Great Britain	28%	-1	+5
India	26%	+4	+3
Malaysia	26%	-2	+5
Netherlands	24%	-2	-1
US	22%	-6	-11
Japan	19%	-5	+4
Canada	18%	-1	-1
Indonesia	17%	-4	-2
Spain	17%	-1	-3
South Korea	14%	=	-3
Poland	12%	+2	+5
Singapore	11%	+4	+4
Hungary	10%	+3	+2

3. Poverty & social inequality

[Commentary]

Base: Representative sample of 25,231 adults aged 16-74 in 29 participating countries, February 21st 2025 - March 7th 2025.

Source: Ipsos Global Advisor. Global score is a Global Country Average. See methodology for details. **Filter:** Country: World | Current Wave: Mar 25

Country

Country		Change from 12-month	
		last month	change
World	29%	+1	-1
Indonesia	51%	+8	+4
Argentina	43%	+5	+2
Türkiye	38%	=	+6
Thailand	37%	=	-5
Japan	36%	+3	+4
Hungary	36%	-8	-8
South Africa	35%	+3	+2
Brazil	34%	-4	-5
Colombia	33%	+5	=
Germany	33%	+3	-1
Peru	32%	+4	+1
Mexico	29%	+1	-1
Netherlands	29%	=	-7
Italy	28%	+2	+1
Malaysia	28%	+2	-3
Great Britain	25%	-3	=
Belgium	25%	-1	-5
France	25%	-3	-4
Canada	24%	=	-2
Chile	24%	+1	-1
Spain	24%	+3	-4
Australia	24%	-3	-3
Israel	24%	+1	+1
South Korea	22%	+1	-8
Sweden	20%	-2	-3
Singapore	19%	-1	-2
Poland	18%	-1	=
US	18%	+2	-1
India	18%	+3	-1

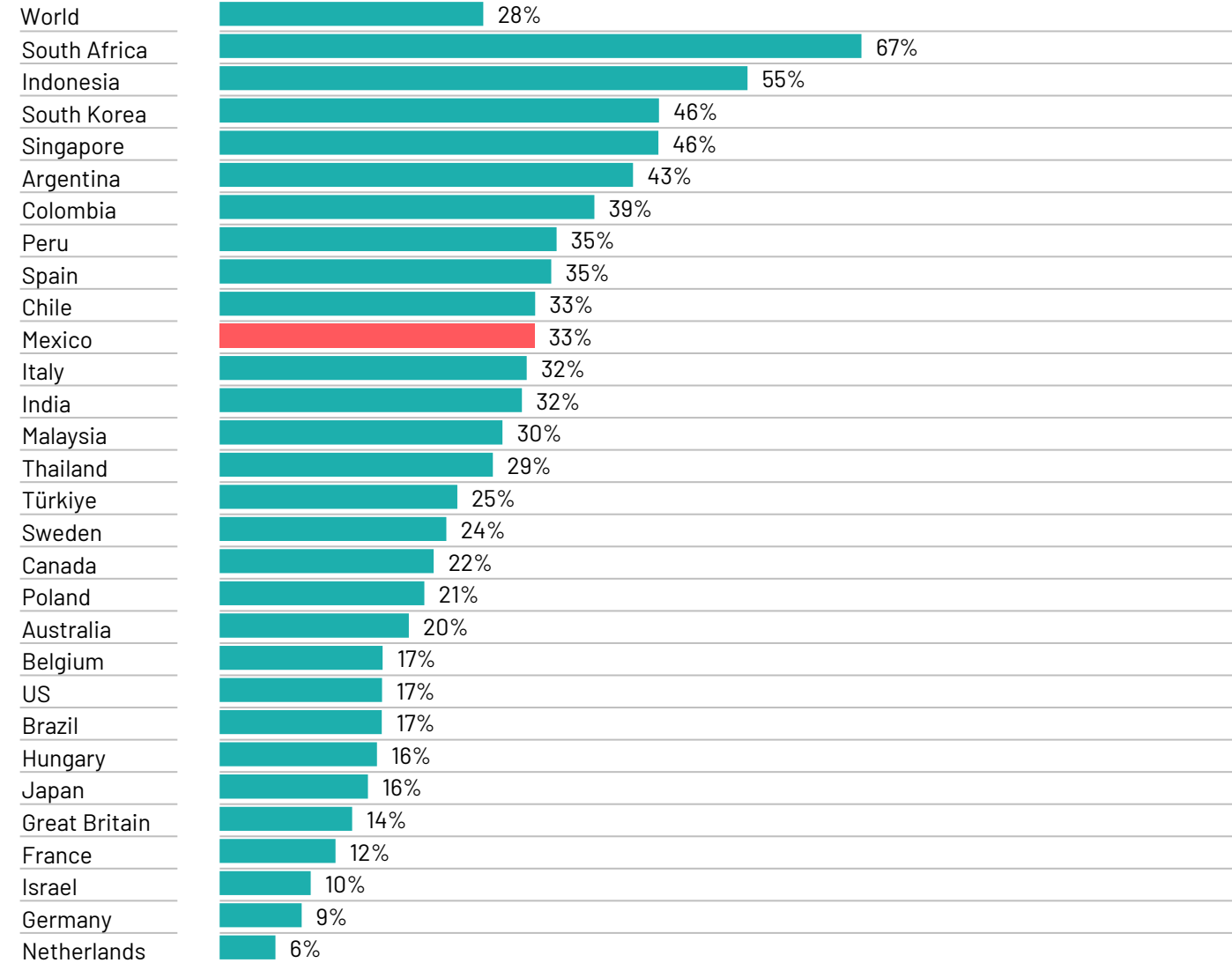
4. Unemployment

[Commentary]

Base: Representative sample of 25,231 adults aged 16-74 in 29 participating countries, February 21st 2025 - March 7th 2025.

Source: Ipsos Global Advisor. Global score is a Global Country Average. See methodology for details. **Filter:** Country: World | Current Wave: Mar 25

Country



Change from 12-month last month change

+1	+1
+3	+2
+7	+13
+6	+5
+7	+2
-3	+5
-1	=
-3	-1
+7	-6
+6	=
-2	-2
-2	-5
+2	-6
-3	-2
=	+6
+2	+6
+1	+7
+1	+2
+2	+4
-2	-2
-2	+3
+2	+1
=	-7
=	-3
=	-1
=	+2
-3	+3
=	-4
-2	-1
+2	-1

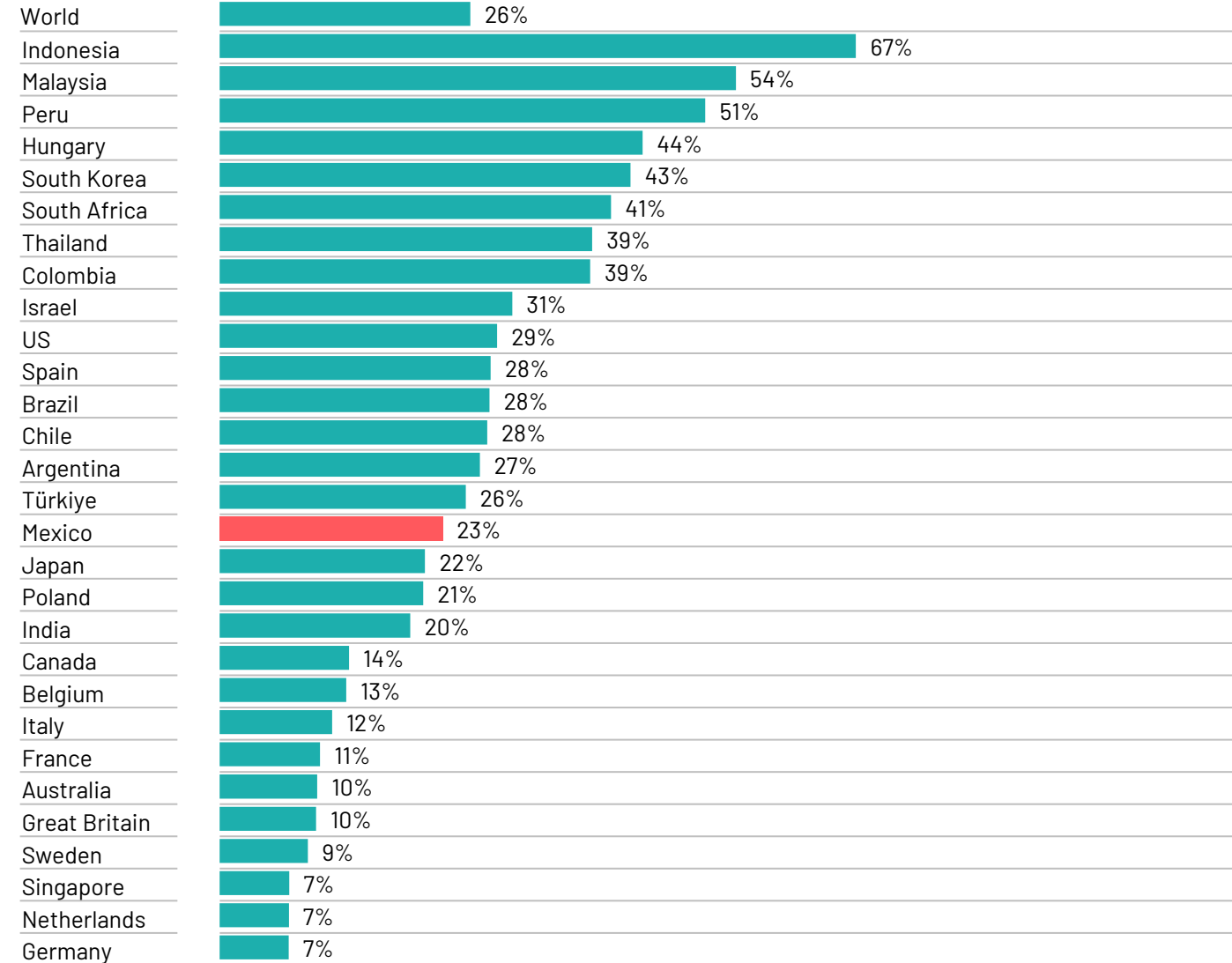
5. Financial/political corruption

[Commentary]

Base: Representative sample of 25,231 adults aged 16-74 in 29 participating countries, February 21st 2025 - March 7th 2025.

Source: Ipsos Global Advisor. Global score is a Global Country Average. See methodology for details. **Filter:** Country: World | Current Wave: Mar 25

Country



Change from 12-month last month change

-1	=
+3	+12
+7	+4
+2	=
-4	-8
-5	+12
-6	-6
+1	-4
+5	+4
=	+4
+4	+11
-6	+4
-1	+1
-2	-3
+3	+3
-1	+3
+1	-2
=	-10
-8	-6
-1	-4
+1	+2
-2	-2
=	=
+2	+2
-1	-1
-2	-6
-2	=
+2	-1
-3	-2
=	-2

6. Health care

[Commentary]

Base: Representative sample of 25,231 adults aged 16-74 in 29 participating countries, February 21st 2025 - March 7th 2025.

Source: Ipsos Global Advisor. Global score is a Global Country Average. See methodology for details. **Filter:** Country: World | Current Wave: Mar 25

Country

		Change from 12-month last month change	
World	23%	-1	+1
Hungary	63%	-3	-1
Canada	46%	+6	=
Great Britain	42%	+2	-2
Poland	39%	=	+8
Italy	37%	-1	+6
Australia	34%	+3	+3
Spain	33%	=	+1
Brazil	32%	-6	-5
Netherlands	32%	-1	+3
Colombia	28%	+5	+12
Singapore	28%	-7	=
France	26%	-1	+1
US	23%	-1	-3
Mexico	19%	+2	+3
Belgium	19%	-6	=
Argentina	16%	=	+7
Germany	16%	-1	+1
Sweden	16%	-8	-8
South Africa	16%	=	+3
Peru	15%	-5	-3
Japan	14%	+4	+5
India	14%	+1	=
South Korea	13%	-1	-9
Chile	12%	-3	-2
Thailand	10%	-2	=
Malaysia	10%	=	+3
Israel	8%	=	+1
Indonesia	7%	-1	+2
Türkiye	5%	-1	+2

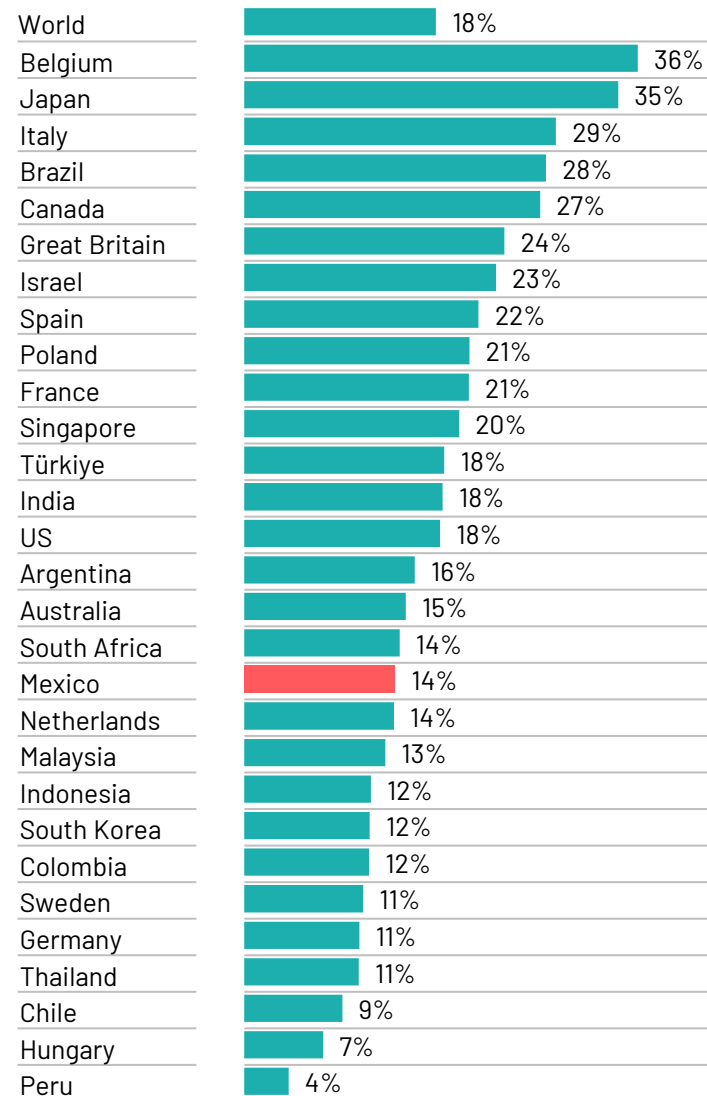
7. Taxes

[Commentary]

Base: Representative sample of 25,231 adults aged 16-74 in 29 participating countries, February 21st 2025 - March 7th 2025.

Source: Ipsos Global Advisor. Global score is a Global Country Average. See methodology for details. **Filter:** Country: World | Current Wave: Mar 25

Country



Change from 12-month last month change

=	+2
+2	+8
+4	+4
+2	+3
-2	+6
-1	+1
+6	+7
-2	+9
+1	+5
+1	-2
-4	+7
+1	-6
-1	+4
-2	+2
-1	+4
-1	-1
-4	-2
+3	+6
+1	=
-5	-2
-2	-10
-4	+4
-1	+1
-1	-4
+3	-2
-1	=
+2	+1
-1	=
=	=
+2	=

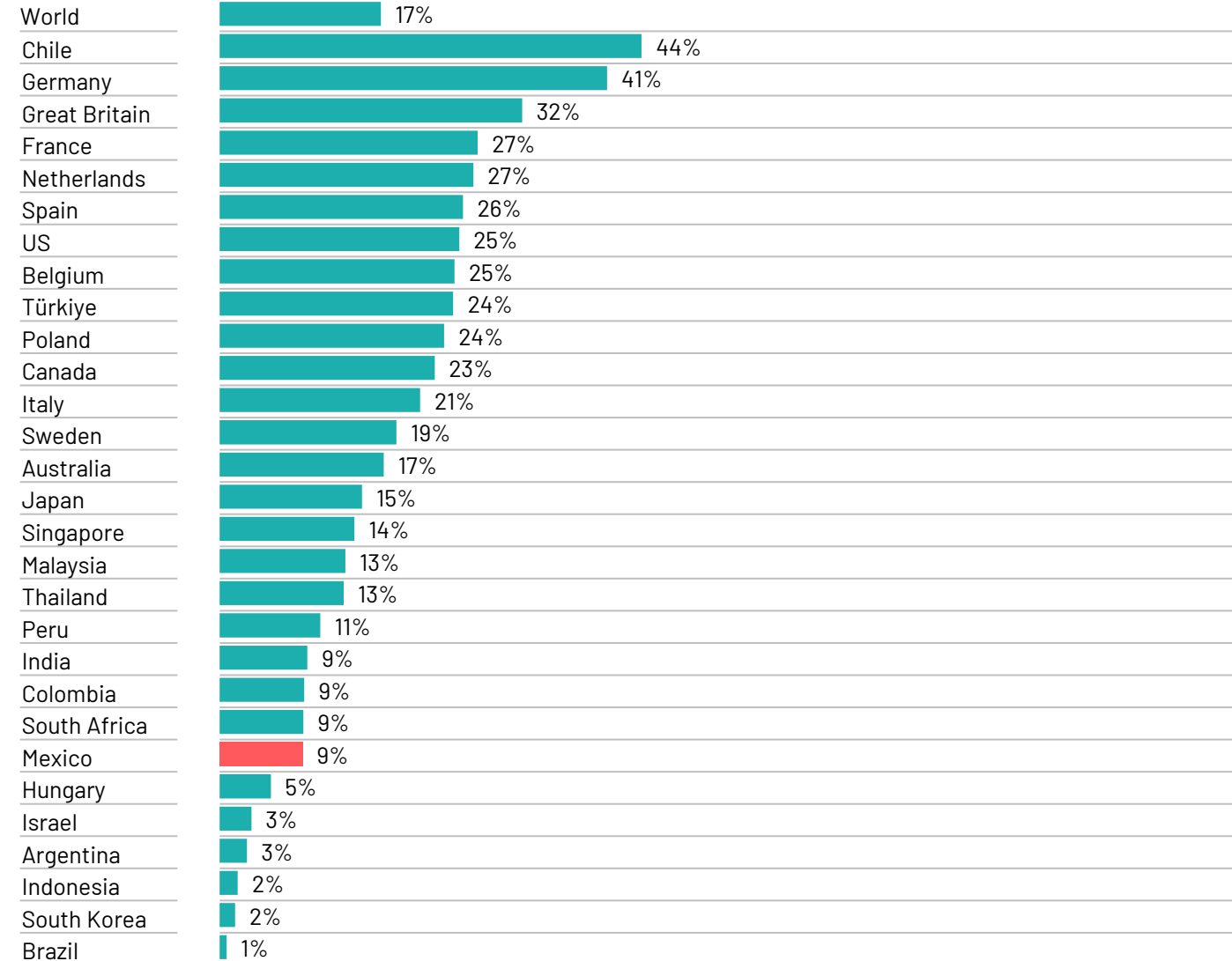
8. Immigration control

[Commentary]

Base: Representative sample of 25,231 adults aged 16-74 in 29 participating countries, February 21st 2025 - March 7th 2025.

Source: Ipsos Global Advisor. Global score is a Global Country Average. See methodology for details. **Filter:** Country: World | Current Wave: Mar 25

Country



Change from 12-month last month change

=	+1
-5	+3
-3	+8
=	+3
+3	+1
+5	-8
+5	+7
-2	-4
+2	-6
-1	-21
+7	+10
-5	+3
=	+3
+2	+2
+1	+2
+2	+6
+1	+4
+1	-1
+5	+10
-1	-1
-2	+3
-1	-1
-5	-3
-6	+3
+2	=
-2	-1
=	=
=	=
=	=
=	=

9. Climate change

[Commentary]

Base: Representative sample of 25,231 adults aged 16-74 in 29 participating countries, February 21st 2025 - March 7th 2025.

Source: Ipsos Global Advisor. Global score is a Global Country Average. See methodology for details. **Filter:** Country: World | Current Wave: Mar 25

Country

World	14%
Singapore	24%
Japan	23%
Thailand	22%
Australia	22%
Germany	22%
Netherlands	22%
France	20%
Spain	18%
Belgium	17%
Sweden	17%
Canada	17%
Italy	16%
South Korea	16%
Brazil	15%
Great Britain	15%
Mexico	15%
Poland	14%
US	14%
India	11%
Indonesia	11%
Malaysia	10%
South Africa	9%
Hungary	8%
Colombia	8%
Chile	7%
Peru	7%
Türkiye	7%
Argentina	3%
Israel	1%

Change from 12-month last month change

-1	-3
-4	+2
-3	-4
-4	-1
=	-5
+3	-5
=	-5
+4	-4
-1	+2
-2	-2
+2	-2
+1	-7
-2	-7
=	-4
+3	+3
-3	-4
+3	-7
-2	-4
-6	-3
=	-1
-4	-12
+1	-1
+1	-2
+3	+2
-3	-6
+2	-1
-1	-1
-3	+2
=	-1
-1	-1

10. Education

[Commentary]

Base: Representative sample of 25,231 adults aged 16-74 in 29 participating countries, February 21st 2025 - March 7th 2025.

Source: Ipsos Global Advisor. Global score is a Global Country Average. See methodology for details. **Filter:** Country: World | Current Wave: Mar 25

Country

Country		Change from 12-month last month	change
World	14%	=	=
Argentina	34%	+5	+7
Peru	29%	+12	+6
India	25%	=	-4
Türkiye	24%	+6	+3
Hungary	22%	=	-2
Mexico	20%	-1	-3
Brazil	20%	=	-5
Israel	19%	-1	+4
Indonesia	19%	+2	+9
Chile	15%	-3	=
South Africa	13%	-2	+1
Spain	13%	-1	-1
Colombia	12%	-3	-3
France	12%	-2	=
Malaysia	12%	-2	-2
Belgium	12%	-3	-2
Netherlands	10%	-2	-3
Canada	10%	+1	+1
US	10%	+2	=
Australia	9%	=	-2
Thailand	9%	+2	-2
Great Britain	8%	+1	-2
Germany	8%	-2	-3
Italy	8%	-1	=
Singapore	7%	-3	+1
Poland	7%	-3	-4
Sweden	6%	-2	=
South Korea	5%	-3	-1
Japan	5%	-1	-3

11. Military conflict between nations

[Commentary]

Base: Representative sample of 25,231 adults aged 16-74 in 29 participating countries, February 21st 2025 - March 7th 2025.

Source: Ipsos Global Advisor. Global score is a Global Country Average. See methodology for details. **Filter:** Country: World | Current Wave: Mar 25

Country

Country		Change from 12-month last month	change
World	11%	+2	+1
Israel	33%	+4	-12
Poland	32%	+5	-2
Germany	27%	+11	+1
Sweden	27%	+10	+11
Netherlands	25%	+8	+6
Belgium	18%	+4	+4
France	15%	+6	=
Great Britain	15%	+2	+1
Italy	14%	+4	+1
Australia	11%	+5	+2
Japan	11%	+1	-4
US	10%	+1	-2
Spain	9%	+2	+2
Thailand	8%	+3	+3
South Korea	9%	+1	-3
Canada	8%	=	+3
India	7%	-4	+1
Singapore	7%	-1	+2
Colombia	6%	-3	+3
Hungary	6%	+1	+2
South Africa	5%	+2	+4
Malaysia	5%	=	+2
Mexico	4%	-4	+2
Peru	2%	+1	=
Türkiye	2%	-1	+1
Chile	2%	=	=
Brazil	2%	-1	-1
Argentina	2%	-1	+1
Indonesia	1%	-2	-2

12. Moral decline

[Commentary]

Base: Representative sample of 25,231 adults aged 16-74 in 29 participating countries, February 21st 2025 - March 7th 2025.

Source: Ipsos Global Advisor. Global score is a Global Country Average. See methodology for details. **Filter:** Country: World | Current Wave: Mar 25

Country

World	10%
South Korea	19%
Netherlands	18%
Thailand	18%
US	17%
Malaysia	16%
Japan	15%
Indonesia	12%
France	12%
Germany	12%
Israel	11%
Türkiye	10%
Poland	10%
Sweden	10%
Great Britain	10%
Italy	10%
India	10%
Australia	9%
Singapore	9%
Hungary	9%
Argentina	8%
Canada	8%
Spain	7%
Belgium	7%
Colombia	6%
Peru	6%
Mexico	5%
Chile	5%
Brazil	4%
South Africa	3%

Change from 12-month last month change

-1	=
+1	+3
-3	+3
+4	-1
-1	+4
+1	+6
-2	-1
-2	-5
-3	+2
=	=
-2	=
-1	+3
-4	=
+3	=
-5	-1
=	=
+1	+2
-1	-1
-1	+3
=	-4
-3	-1
=	-1
+1	=
-1	-1
=	=
-2	+1
-3	+2
-1	-2
=	-1
-1	=

13. Rise of extremism

[Commentary]

Base: Representative sample of 25,231 adults aged 16-74 in 29 participating countries, February 21st 2025 - March 7th 2025.

Source: Ipsos Global Advisor. Global score is a Global Country Average. See methodology for details. **Filter:** Country: World | Current Wave: Mar 25

Country

World	10%
Germany	23%
South Korea	22%
Israel	21%
Netherlands	21%
US	18%
France	15%
Australia	15%
Belgium	15%
Sweden	14%
Spain	14%
Malaysia	14%
Great Britain	13%
Poland	12%
Canada	12%
India	10%
Italy	9%
Brazil	9%
Chile	6%
Singapore	5%
Türkiye	4%
Japan	4%
Hungary	4%
Colombia	4%
Thailand	3%
Argentina	3%
Mexico	3%
Peru	2%
Indonesia	1%
South Africa	1%

Change from 12-month last month change

-1	+2
=	+5
-2	+13
-3	+2
-5	+8
+2	+5
+1	+3
+3	+8
-1	+2
-3	=
-2	+6
+3	+3
-2	+2
-1	+6
-1	+5
-2	+4
+1	+2
+2	=
+2	+1
-1	+2
+1	-2
+1	+2
=	+2
=	-1
=	-1
-1	-2
=	+1
-1	-1
=	-3
=	=

14. Terrorism

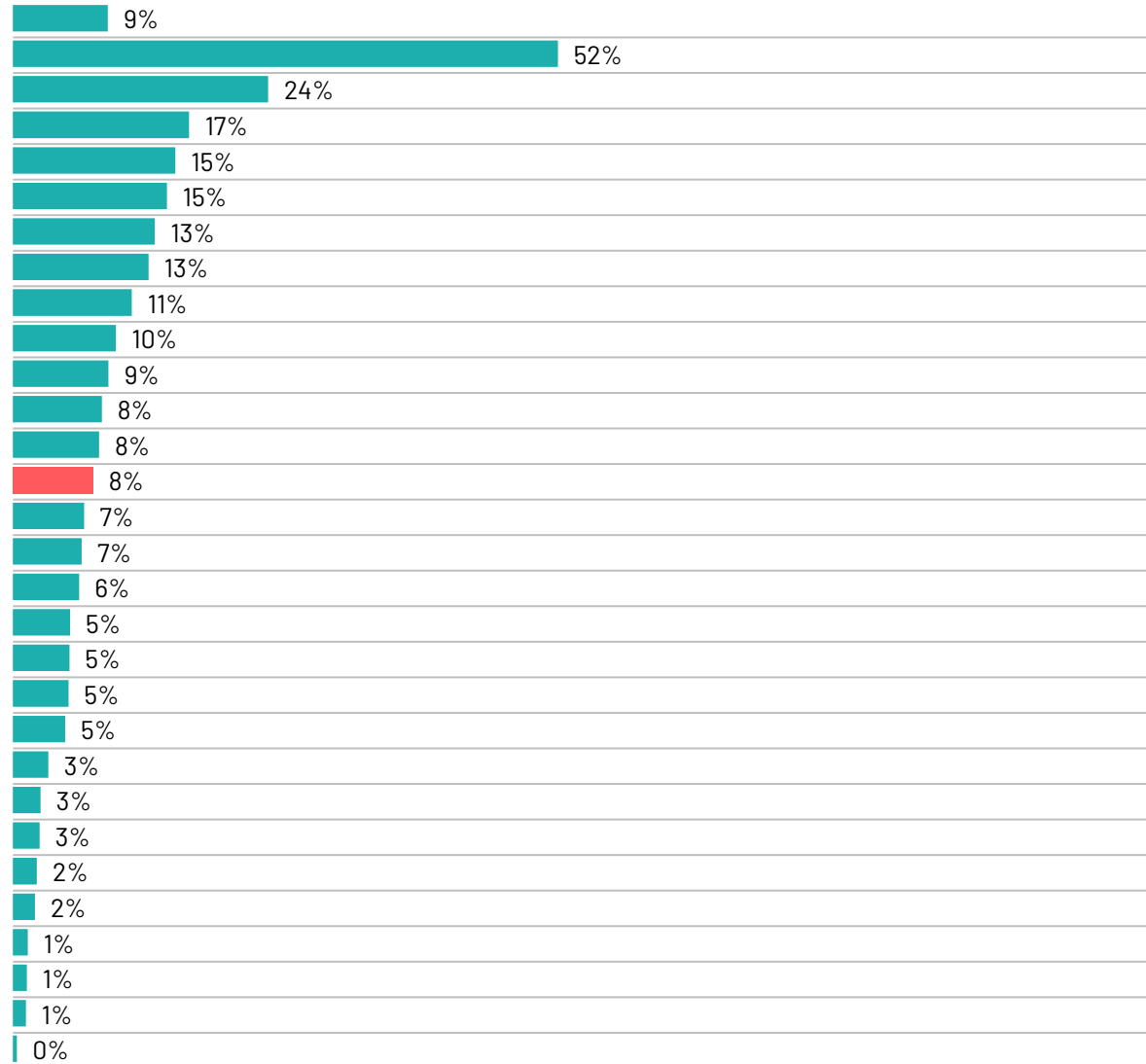
[Commentary]

Base: Representative sample of 25,231 adults aged 16-74 in 29 participating countries, February 21st 2025 - March 7th 2025.

Source: Ipsos Global Advisor. Global score is a Global Country Average. See methodology for details. **Filter:** Country: World | Current Wave: Mar 25

Country

World
Israel
Colombia
India
Sweden
Türkiye
Germany
France
Belgium
Peru
US
Great Britain
Netherlands
Mexico
Malaysia
Singapore
Chile
Australia
Italy
Thailand
Poland
Argentina
Japan
Spain
Canada
Indonesia
South Korea
Brazil
Hungary
South Africa



Change from 12-month last month change

=	+1
+5	-7
+1	+9
+3	+1
+2	+2
=	-4
+1	+7
+2	+1
+4	+1
-4	+2
-2	=
-1	+1
+1	+2
+2	+3
-2	+1
=	+3
-1	-1
=	+2
+1	+2
=	-1
+2	-1
+1	=
=	+1
=	-2
=	-1
-1	-5
-1	-1
-1	-1
-1	=
-1	=

15. Threats against the environment

[Commentary]

Base: Representative sample of 25,231 adults aged 16-74 in 29 participating countries, February 21st 2025 - March 7th 2025.

Source: Ipsos Global Advisor. Global score is a Global Country Average. See methodology for details. **Filter:** Country: World | Current Wave: Mar 25

Country

World	7%
Brazil	13%
Netherlands	12%
Colombia	11%
Sweden	11%
India	11%
France	10%
Peru	9%
Thailand	9%
Belgium	9%
Singapore	8%
Mexico	8%
Malaysia	8%
South Korea	8%
Germany	8%
Poland	8%
Australia	7%
US	7%
Japan	7%
Canada	7%
Spain	7%
Italy	7%
Great Britain	6%
Israel	6%
Chile	5%
Indonesia	5%
Türkiye	4%
Hungary	3%
Argentina	3%
South Africa	2%

Change from 12-month last month change

-1	-2
+2	+1
+1	=
+2	-1
+3	-2
-2	=
+1	-5
+3	-2
-6	-2
-1	=
-2	+2
+1	-4
-2	=
+2	-3
+2	-2
+1	-5
-1	-1
+1	=
-2	-2
+2	+2
+1	+1
=	-2
=	-2
+1	-3
+1	+1
-3	-10
+1	=
+1	+1
-4	=
-2	=

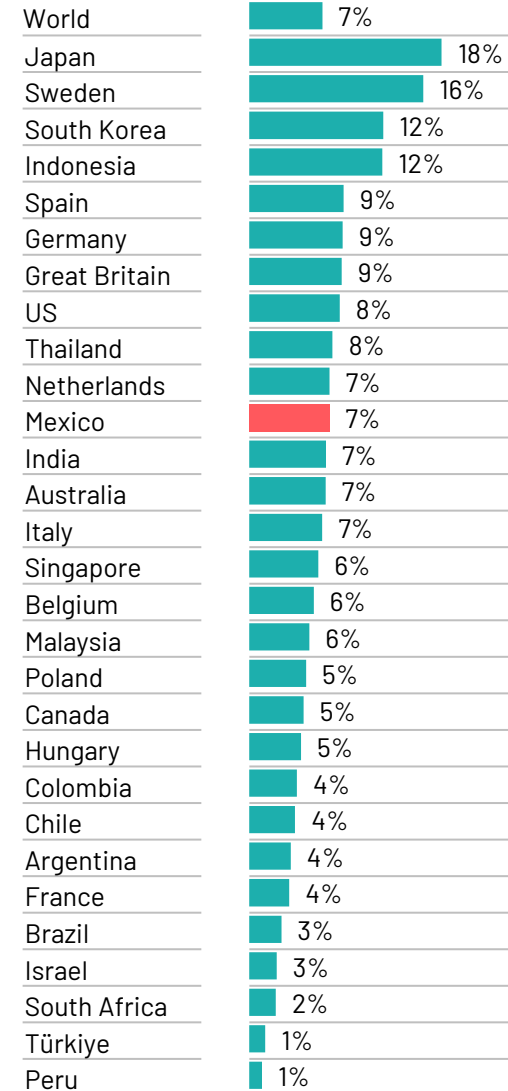
16. Maintaining social programmes

[Commentary]

Base: Representative sample of 25,231 adults aged 16-74 in 29 participating countries, February 21st 2025 - March 7th 2025.

Source: Ipsos Global Advisor. Global score is a Global Country Average. See methodology for details. **Filter:** Country: World | Current Wave: Mar 25

Country



Change from 12-month last month change

=	=
+1	-3
+1	-3
-3	-5
+2	+1
-2	+2
+2	+3
+1	=
+5	+3
=	-3
-2	+1
=	-1
-1	+1
=	+1
-2	-3
-1	+2
=	=
+1	+1
-1	-1
=	=
=	+1
-4	+1
+1	=
-1	=
-1	-1
=	+1
+1	+1
-1	-2
-1	-1

17. Coronavirus (Covid-19)

[Commentary]

Base: Representative sample of 25,231 adults aged 16-74 in 29 participating countries, February 21st 2025 - March 7th 2025.

Source: Ipsos Global Advisor. Global score is a Global Country Average. See methodology for details. **Filter:** Country: World | Current Wave: Mar 25

Country

Country		Change from 12-month last month	change
World	2%	-1	-2
Thailand	7%	-2	-1
India	6%	=	-3
Malaysia	6%	-3	-4
Singapore	5%	=	-13
Brazil	4%	+1	-2
Japan	4%	-1	-2
Australia	3%	+1	-3
Mexico	3%	-2	-5
South Korea	3%	+1	+1
Türkiye	3%	=	=
Indonesia	2%	-1	-3
Peru	2%	-1	=
Belgium	2%	=	+1
US	2%	-1	-3
Hungary	2%	+1	=
Poland	2%	=	=
Great Britain	2%	=	=
Canada	2%	=	-2
South Africa	1%	-1	=
Colombia	1%	=	-1
Netherlands	1%	=	=
Israel	1%	-2	-1
Spain	1%	=	-2
Italy	1%	=	-1
France	1%	-1	-1
Germany	1%	+1	-2
Sweden	1%	=	=
Chile	0%	-2	-2
Argentina	0%	-1	-1

18. Access to credit

[Commentary]

Base: Representative sample of 25,231 adults aged 16-74 in 29 participating countries, February 21st 2025 - March 7th 2025.

Source: Ipsos Global Advisor. Global score is a Global Country Average. See methodology for details. **Filter:** Country: World | Current Wave: Mar 25

Country

Country		Change from 12-month last month	change
World	2%	=	=
India	8%	-2	+1
Poland	5%	+2	+3
Argentina	5%	+1	+3
Belgium	4%	+1	+1
Singapore	3%	=	+1
Malaysia	3%	-1	+1
Australia	2%	=	-1
Thailand	2%	-1	-3
Italy	2%	+1	=
South Korea	2%	-1	=
Mexico	2%	=	=
Brazil	2%	=	=
South Africa	2%	+2	+1
Israel	2%	+1	+1
Sweden	1%	=	=
Hungary	1%	=	+1
Japan	1%	-1	=
Spain	1%	-1	-2
Indonesia	1%	=	=
Türkiye	1%	-2	-2
Chile	1%	=	-1
Colombia	1%	-1	-3
US	1%	-1	-1
Netherlands	1%	=	=
Great Britain	1%	-1	=
France	1%	-1	-2
Canada	1%	-1	-1
Germany	1%	=	-1
Peru	0%	-1	-2

Methodology

This 29-country Global Advisor survey was conducted between February 21st 2025 and March 7th 2025 via the Ipsos Online Panel system among 25,231 adults aged 18-74 in Canada, Israel, Malaysia, South Africa, Türkiye and the United States, 20-74 in Indonesia and Thailand, 21-74 in Singapore, and 16-74 in all other nations.

The "Global Country Average" reflects the average result for all the countries where the survey was conducted. It has not been adjusted to the population size of each country and is not intended to suggest a total result."

The sample consists of approximately 1000+ individuals in each of Australia, Belgium, Brazil, Canada, France, Germany, Great Britain, Italy, Japan, Spain, Sweden, and the US, and approximately 500+ individuals in each of Argentina, Chile, Colombia, Hungary, Indonesia, Israel, Malaysia, Mexico, the Netherlands, Peru, Poland, Singapore, South Africa, South Korea, Thailand and Türkiye.

The sample in India consists of approximately 2,200 individuals, of whom approximately 1,800 were interviewed face-to-face and 400 were interviewed online.

The samples in Argentina, Australia, Belgium, Canada, France, Germany, Great Britain, Hungary, Italy, Japan, the Netherlands, Poland, South Korea, Spain, Sweden, and the US can be taken as representative of these countries' general adult population under the age of 75.

The samples in Brazil, Chile, Colombia, India, Indonesia, Malaysia, Mexico, Peru, Singapore, South Africa, Thailand and Türkiye are more urban, more educated, and/or more affluent than the general population. The survey results for these markets should be viewed as reflecting the views of the more "connected" segment of these populations.

India's sample represents a large subset of its urban population – social economic

classes A, B and C in metros and tier 1-3 town classes across all four zones.

Weighting has been employed to balance demographics and ensure that the sample's composition reflects that of the adult population according to the most recent census data.

The precision of Ipsos online polls are calculated using a credibility interval with a poll of 1,000 accurate to +/- 3.5 percentage points and of 500 accurate to +/- 5.0 percentage points. For more information on the Ipsos use of credibility intervals, please visit the Ipsos website.

Where results do not sum to 100 or the 'difference' appears to be +/-1 more/less than the actual, this may be due to rounding, multiple responses, or the exclusion of don't knows or not stated responses

The publication of these findings abides by local rules and regulations.

