

# REUTERS / IPSOS CORE POLITICAL DATA

Presidential Approval Tracker

January 28, 2026

# Reuters/Ipsos Core Political Data

These are findings from a Reuters/Ipsos poll conducted **January 23-25, 2026**. A sample of **1,139** Americans ages 18+ were interviewed online for this survey using the probability-based KnowledgePanel®.

This included **314** Democrats, **340** Republicans, and **485** independents.

The precision of the Reuters/Ipsos Core Political is measured using a margin of error which includes the design effect error. In this case, the poll has a margin of error of plus or minus the following percentage points:

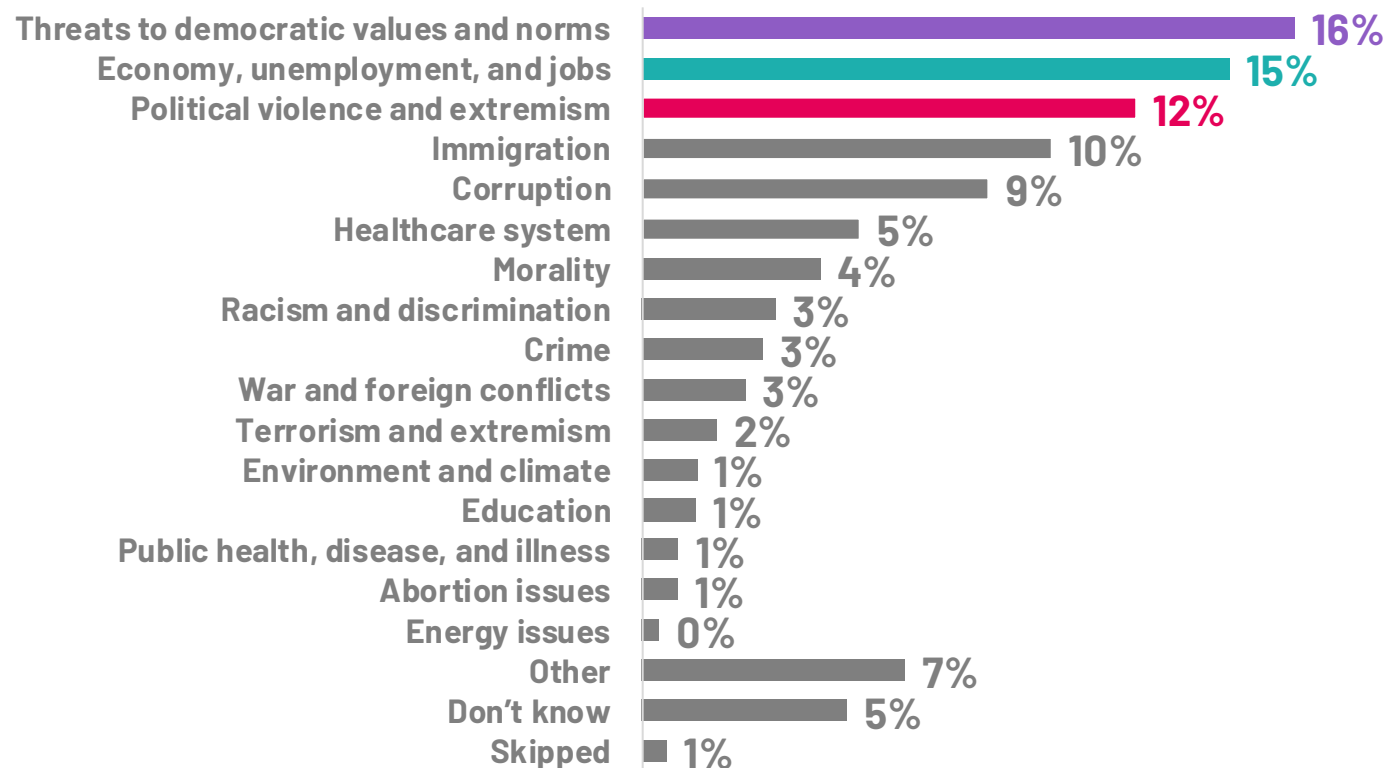
**3.0** for All Adults, **5.7** for Democrats, **5.4** for Republicans, and **4.6** for independents.

The data from this survey was weighted to the U.S. current population data using gender by age, race/ethnicity, education, Census region, metropolitan status, household income, political party affiliation, and 2024 presidential vote choice.

All sample surveys and polls may be subject to other sources of error, including, but not limited to coverage error and measurement error. Where figures do not sum to 100, this is because of rounding. See page 8 for full methodology.

# Most Important Problem Facing America

In your opinion, what is the most important problem facing the U.S. today?



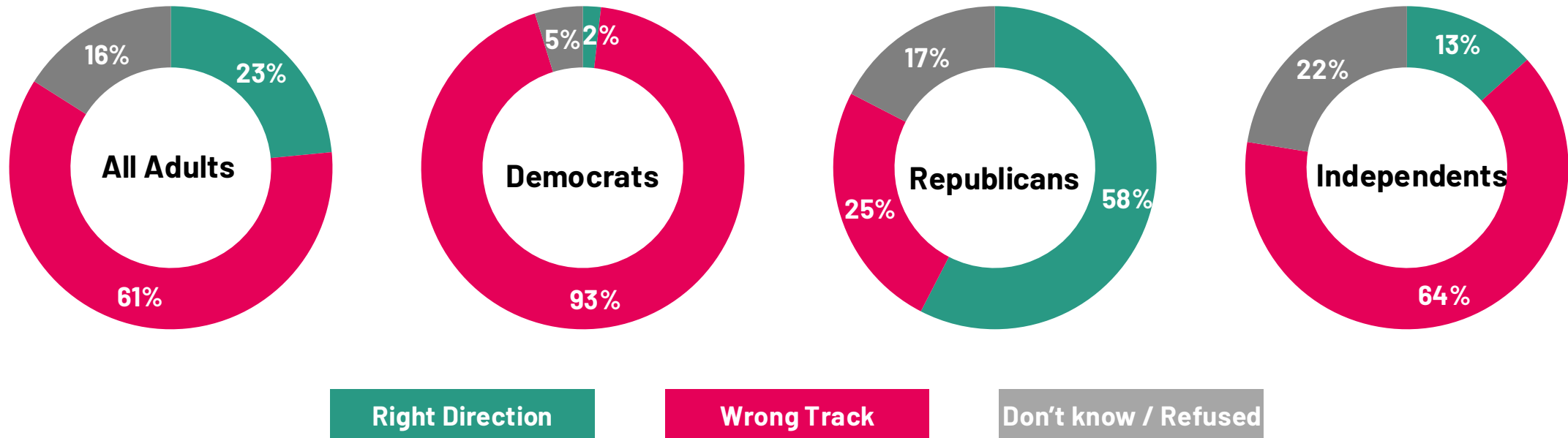
# Most Important Problem Facing America

In your opinion, what is the most important problem facing the U.S. today?

	All Americans	Democrats	Republicans	Independents
Economy, unemployment, and jobs	15%	13%	13%	17%
War and foreign conflicts	3%	1%	5%	2%
Immigration	10%	6%	19%	7%
Terrorism and extremism	2%	1%	4%	1%
Healthcare system	5%	4%	5%	6%
Public health, disease, and illness	1%	0%	2%	1%
Energy issues	0%	0%	0%	1%
Morality	4%	1%	7%	5%
Education	1%	1%	2%	1%
Environment and climate	1%	1%	0%	2%
Racism and discrimination	3%	6%	1%	3%
Abortion issues	1%	0%	2%	1%
Threats to democratic values and norms	16%	33%	6%	13%
Crime	3%	3%	4%	2%
Corruption	9%	6%	8%	10%
Political violence and extremism	12%	12%	14%	11%
Other	7%	7%	6%	7%
Don't know	5%	3%	3%	8%
Skipped	1%	0%	0%	1%

# Right Direction / Wrong Track

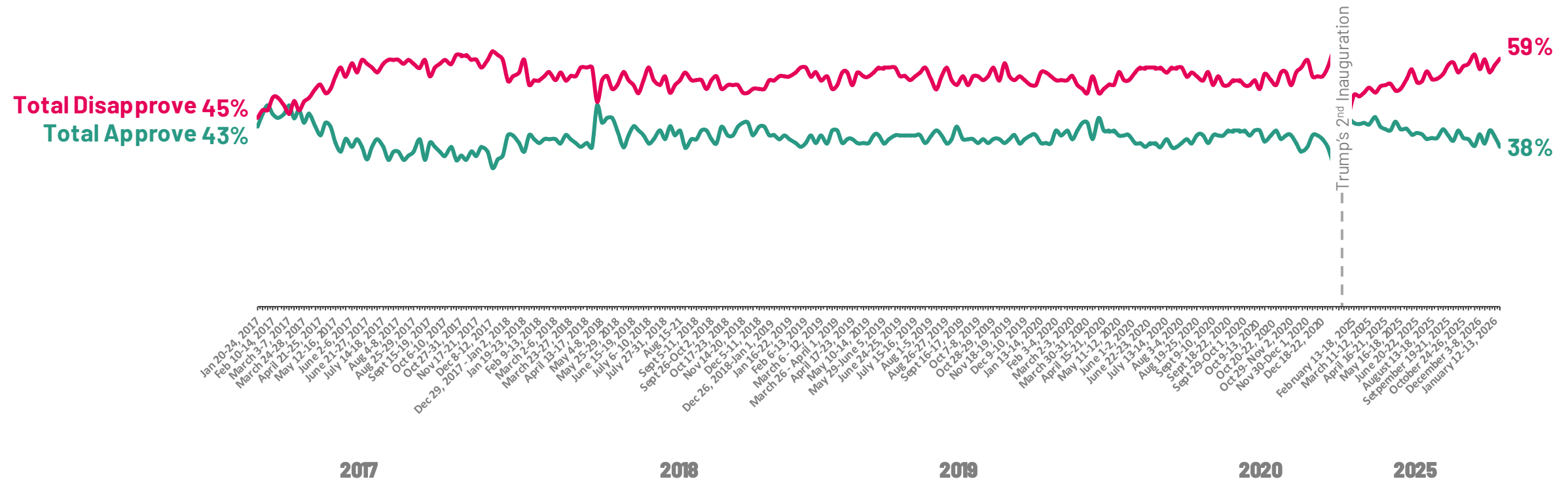
Generally speaking, would you say things in this country are heading in the right direction, or are they off on the wrong track?



# President Donald Trump's Job Approval

Overall, do you approve or disapprove of the way Donald Trump is handling his job as president?

All Americans



# President Donald Trump's Job Approval

Overall, do you approve or disapprove of the way Donald Trump is handling his job as president?

All Americans



% Strongly/Somewhat Approve

Republicans


91% 85%

All Americans  
Independents

47%  
44% 38%  
27%

Democrats

9% 3%



# Methodology

This Ipsos poll was conducted January 23-25, 2026, by Ipsos in partnership with Reuters, using the probability-based KnowledgePanel®. This poll is based on a nationally representative probability sample of 1,139 general population adults aged 18 or older.

The study was conducted in English. The data were weighted to adjust for gender by age, race and ethnicity, census region, metropolitan status, education, household income, 2024 vote choice and political party identification. Political party identification benchmarks are from the 2025 NPORS annual survey, with a midyear adjustment estimated across aggregated KnowledgePanel surveys. The demographic benchmarks came from the 2025 March supplement of the U.S. Census Bureau's Current Population Survey (CPS).

- Gender (Male, Female) by Age (18-29, 30-44, 45-59 and 60+)
- Race/Hispanic Ethnicity (White Non-Hispanic, Black Non-Hispanic, Other, Non-Hispanic, Hispanic, 2+ Races, Non-Hispanic)
- Education (Less than High School, High School, Some College, Bachelor's degree, Master's degree or higher)
- Census Region (Northeast, Midwest, South, West)
- Metropolitan status (Metro, non-Metro)
- Household Income (Under \$25,000, \$25,000-\$49,999, \$50,000-\$74,999, \$75,000-\$99,999, \$100,000-\$149,999, \$150,000+)
- 2024 Vote Choice (Trump, Harris, Another candidate, Did not vote)
- Political Party ID (Democrat, Lean Democrat, Republican, Lean Republican, Independent/Something else)

The margin of sampling error is plus or minus 3.0 percentage points at the 95% confidence level, for results based on the entire sample of adults. The margin of sampling error takes into account the design effect, which was 1.06. The margin of sampling error is higher and varies for results based on sub-samples. In our reporting of the findings, percentage points are rounded off to the nearest whole number. As a result, percentages in a given table column may total slightly higher or lower than 100%. In questions that permit multiple responses, columns may total substantially more than 100%, depending on the number of different responses offered by each respondent.

## ABOUT IPSOS

Ipsos is one of the largest market research and polling companies globally, operating in 90 markets and employing nearly 20,000 people.

Our passionately curious research professionals, analysts and scientists have built unique multi-specialist capabilities that provide true understanding and powerful insights into the actions, opinions and motivations of citizens, consumers, patients, customers or employees. Our 75 business solutions are based on primary data from our surveys, social media monitoring, and qualitative or observational techniques.

“Game Changers” – our tagline – summarizes our ambition to help our 5,000 clients navigate with confidence our rapidly changing world.

Founded in France in 1975, Ipsos has been listed on the Euronext Paris since July 1, 1999. The company is part of the SBF 120, Mid-60 indices, and is eligible for the Deferred Settlement Service (SRD).

ISIN code FR0000073298, Reuters ISOS.PA, Bloomberg IPS:FP

[www.ipsos.com](http://www.ipsos.com)

## GAME CHANGERS

At Ipsos we are passionately curious about people, markets, brands and society. We deliver information and analysis that makes our complex world easier and faster to navigate and inspires our clients to make smarter decisions.

We believe that our work is important. Security, simplicity, speed and substance applies to everything we do.

Through specialization, we offer our clients a unique depth of knowledge and expertise. Learning from different experiences gives us perspective and inspires us to boldly call things into question, to be creative.

By nurturing a culture of collaboration and curiosity, we attract the highest caliber of people who have the ability and desire to influence and shape the future.

“GAME CHANGERS” – our tagline – summarizes our ambition.

