



IPSOS ISSUES MONITOR SEPTEMBER 2016

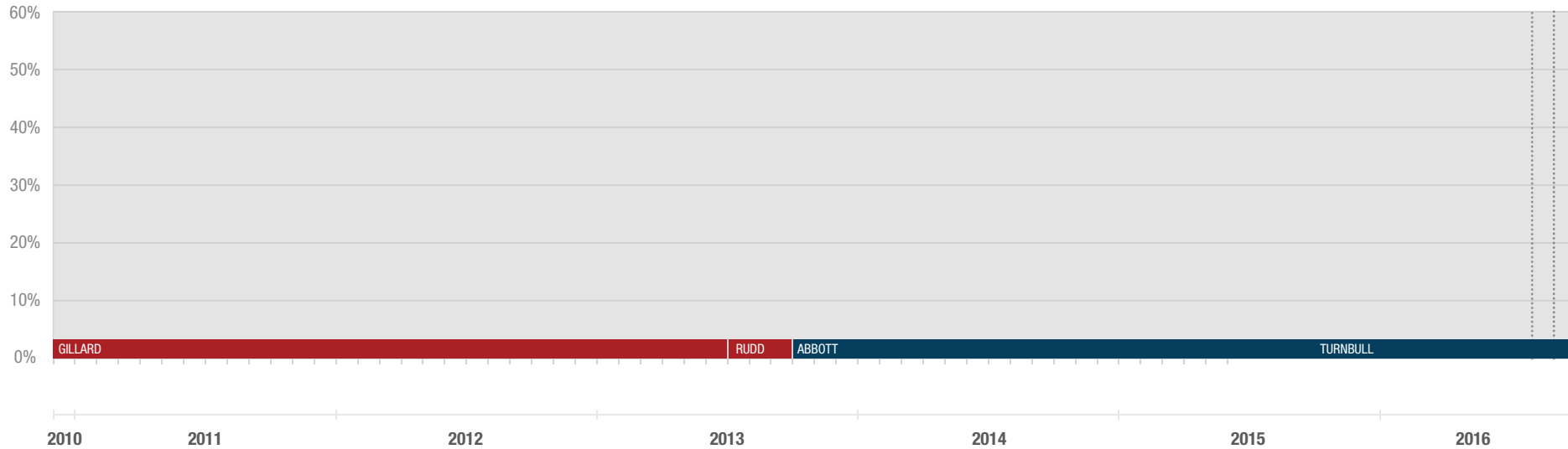
The top issues facing Australia

Daniel Evans
Deputy Managing Director
✉ dan.evans@ipsos.com
☎ (03) 9946 0850

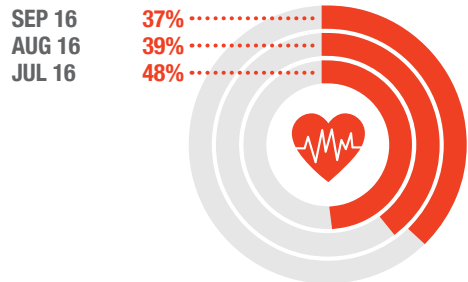
Julia Knapp
Research Manager
✉ julia.knapp@ipsos.com
☎ (03) 9946 0845



Each month we ask 1,000 Australians to select the three most important issues facing the nation. The top five issues facing Australia in September 2016 are shown below. A summary of all issues facing Australia can be found overleaf. If you would like to know more about the Ipsos Issues Monitor, or Ipsos Public Affairs, please contact Daniel Evans or Julia Knapp.



Healthcare



Party most capable to manage the top issues facing Australia

COALITION
ALP
OTHER

▲ significant difference compared to Jul 16
▼



IPSOS ISSUES MONITOR SEPTEMBER 2016

The top issues facing Australia

Daniel Evans
Deputy Managing Director
✉ dan.evans@ipsos.com
☎ (03) 9946 0850

Julia Knapp
Research Manager
✉ julia.knapp@ipsos.com
☎ (03) 9946 0845



	2010	2011	2012	2013	2014	2015	JAN 2016	FEB 2016	MAR 2016	APR 2016	MAY 2016	JUN 2016	JUL 2016	AUG 2016	SEP 2016	OCT 2016	NOV 2016	DEC 2016
Healthcare	48%	42%	39%	41%	39%	34%	34%	39%	34%	37%	40%	41%	48%	39%	37%			
The Economy	20%	22%	26%	29%	42%	45%	42%	45%	40%	41%	26%	32%	31%	28%	31%			
Crime	26%	28%	28%	30%	24%	22%	27%	25%	25%	22%	25%	23%	21%	26%	25%			
Cost of Living	30%	36%	36%	32%	25%	21%	23%	19%	20%	20%	24%	25%	27%	23%	23%			
Unemployment	10%	10%	17%	21%	26%	26%	19%	20%	22%	22%	27%	23%	24%	23%	23%			
Immigration	19%	23%	22%	23%	20%	20%	24%	25%	23%	24%	15%	16%	19%	18%	20%			
Housing	24%	21%	19%	18%	15%	18%	15%	17%	20%	19%	23%	19%	20%	21%	19%			
Drug Abuse	13%	12%	12%	12%	13%	16%	20%	17%	20%	18%	13%	14%	12%	16%	18%			
Education	15%	12%	16%	19%	20%	17%	16%	18%	21%	21%	20%	20%	21%	19%	18%			
Poverty	10%	10%	10%	11%	13%	12%	11%	12%	10%	11%	14%	14%	11%	13%	15%			
Defence	5%	4%	3%	3%	8%	16%	17%	13%	11%	12%	11%	10%	11%	15%	13%			
Environment	20%	18%	13%	12%	10%	10%	9%	8%	9%	8%	13%	17%	12%	13%	12%			
Transport	10%	10%	10%	9%	7%	7%	5%	6%	6%	8%	11%	9%	7%	8%	9%			
Racism	6%	6%	5%	6%	7%	8%	9%	8%	9%	9%	5%	5%	7%	8%	9%			
Taxation	6%	7%	8%	6%	8%	10%	12%	13%	11%	13%	10%	10%	9%	8%	9%			
Population	10%	8%	7%	7%	6%	6%	5%	7%	7%	5%	6%	8%	6%	6%	7%			
Personal Debt	15%	13%	12%	9%	6%	5%	4%	4%	6%	5%	8%	7%	8%	7%	6%			
Petrol Prices	9%	15%	14%	11%	8%	4%	3%	3%	3%	3%	5%	5%	4%	4%	4%			
Indigenous Issues	4%	3%	3%	2%	2%	2%	3%	3%	3%	2%	3%	2%	2%	4%	2%			



IPSOS ISSUES MONITOR SEPTEMBER 2016

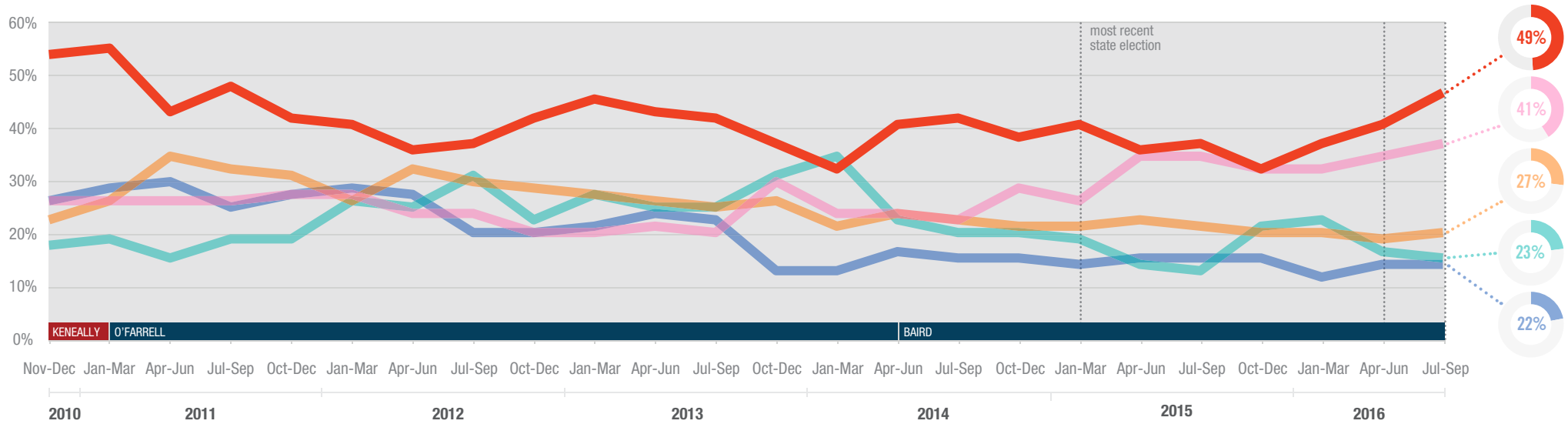
The top issues facing New South Wales

David Elliott
Head of Ipsos Public Affairs NSW
✉ david.elliott@ipsos.com
☎ (02) 9900 5159

Stuart Clark
Research Director
✉ stuart.clark@ipsos.com
☎ (02) 9900 5180

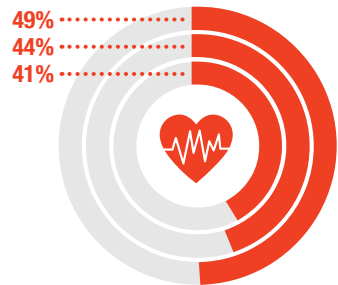


Each quarter we ask 1000 residents of New South Wales to select the three most important issues facing their state. The top five issues facing New South Wales between July and September 2016 are shown below. A summary of all issues facing New South Wales can be found overleaf. If you would like to know more about the Ipsos Issues Monitor, or Ipsos Public Affairs in NSW, please contact David Elliott or Stuart Clark.

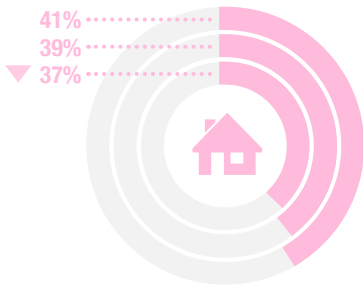


Healthcare

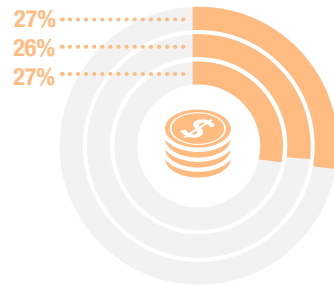
SEP 16
JUN 16
MAR 16



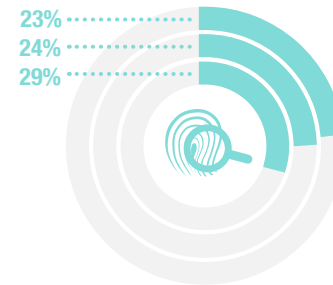
Housing



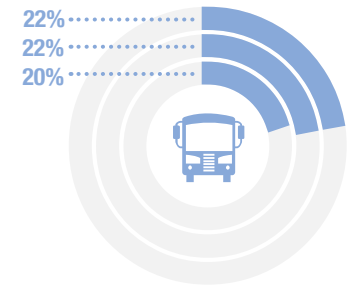
Cost of Living



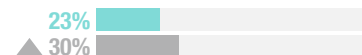

Crime



Transport



▲ significant difference compared to Jun 16





IPSOS ISSUES MONITOR SEPTEMBER 2016

The top issues facing New South Wales

David Elliott
Head of Ipsos Public Affairs NSW
✉ david.elliott@ipsos.com
☎ (02) 9900 5159

Stuart Clark
Research Director
✉ stuart.clark@ipsos.com
☎ (02) 9900 5180



	2010	2011	2012	2013	2014	2015	JAN-MAR 2016	APR-JUN 2016	JUL-SEP 2016	OCT-DEC 2016
Healthcare	55%	49%	43%	45%	42%	41%	41%	44%	49%	
Housing	32%	32%	30%	29%	30%	37%	37%	39%	41%	
Cost of Living	29%	36%	34%	32%	29%	28%	27%	26%	27%	
Crime	25%	25%	32%	33%	30%	24%	29%	24%	23%	
Transport	32%	33%	30%	27%	23%	23%	20%	22%	22%	
Education	17%	14%	17%	20%	20%	18%	18%	22%	21%	
Unemployment	10%	11%	16%	19%	25%	25%	21%	21%	21%	
Drug Abuse	12%	10%	11%	12%	14%	16%	18%	15%	14%	
The Economy	15%	16%	16%	16%	18%	17%	16%	15%	13%	
Poverty	6%	6%	7%	7%	10%	9%	9%	10%	10%	
Environment	12%	10%	8%	9%	8%	9%	9%	9%	9%	
Population	9%	7%	7%	6%	6%	8%	9%	9%	9%	
Immigration	7%	8%	8%	10%	7%	9%	11%	9%	8%	
Personal Debt	12%	11%	11%	8%	7%	7%	8%	7%	6%	
Taxation	6%	6%	5%	5%	6%	7%	7%	7%	6%	
Petrol Prices	11%	19%	19%	16%	14%	10%	7%	8%	6%	
Defence	1%	1%	1%	1%	3%	6%	7%	6%	5%	
Racism	5%	4%	4%	5%	5%	6%	5%	5%	5%	
Indigenous Issues	4%	1%	1%	1%	2%	2%	2%	2%	3%	