



# IPSOS ISSUES MONITOR SEPTEMBER 2016

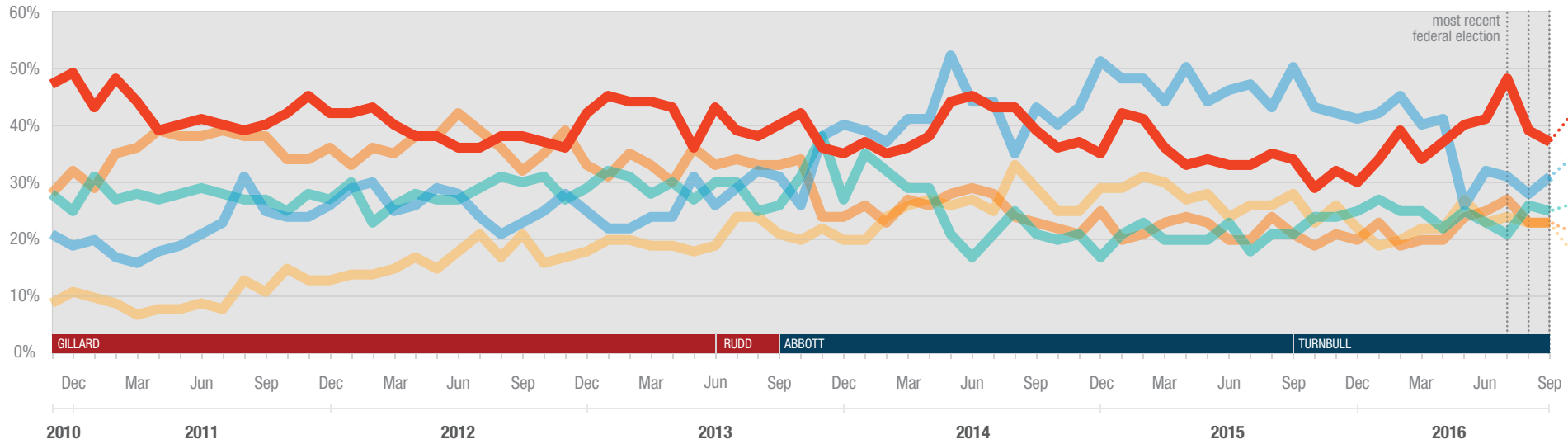
## The top issues facing Australia

Daniel Evans  
Deputy Managing Director  
dan.evans@ipsos.com  
(03) 9946 0850

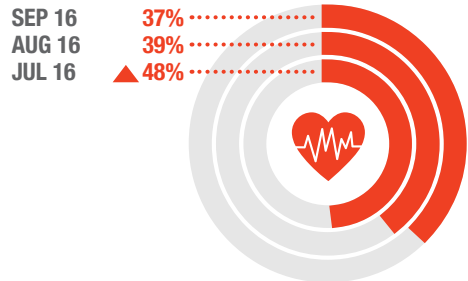
Julia Knapp  
Research Manager  
julia.knapp@ipsos.com  
(03) 9946 0845



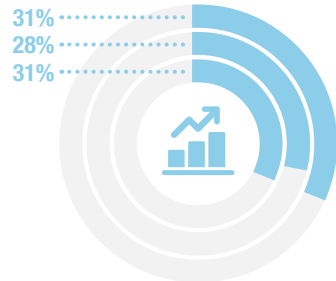
Each month we ask 1,000 Australians to select the three most important issues facing the nation. The top five issues facing Australia in September 2016 are shown below. A summary of all issues facing Australia can be found overleaf. If you would like to know more about the Ipsos Issues Monitor, or Ipsos Public Affairs, please contact Daniel Evans or Julia Knapp.



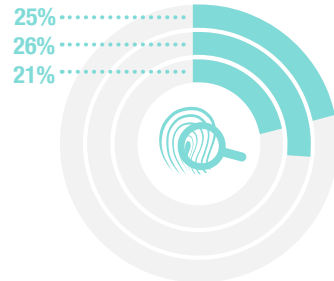
### Healthcare



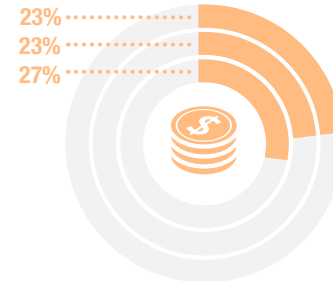
### The Economy



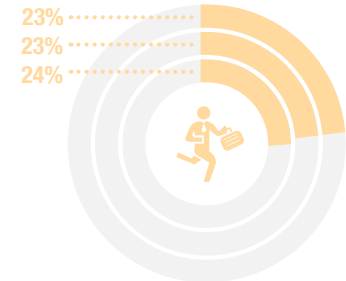
### Crime



### Cost of Living

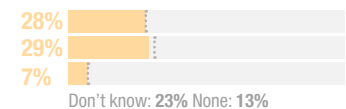
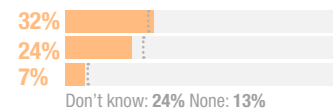
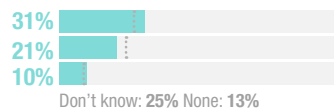
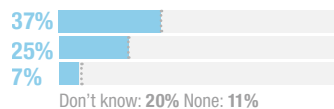
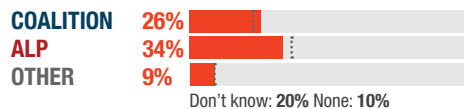


### Unemployment



▲ significant difference compared to Jun 16

### Party most capable to manage the top issues facing Australia



⋮ Jul 16  
▲ significant difference compared to Jul 16



# IPSOS ISSUES MONITOR SEPTEMBER 2016

The top issues facing Australia

Daniel Evans  
Deputy Managing Director  
✉ dan.evans@ipsos.com  
☎ (03) 9946 0850

Julia Knapp  
Research Manager  
✉ julia.knapp@ipsos.com  
☎ (03) 9946 0845



	2010	2011	2012	2013	2014	2015	JAN 2016	FEB 2016	MAR 2016	APR 2016	MAY 2016	JUN 2016	JUL 2016	AUG 2016	SEP 2016	OCT 2016	NOV 2016	DEC 2016
<b>Healthcare</b>	48%	42%	39%	41%	39%	34%	34%	39%	34%	37%	40%	41%	48%	39%	37%			
<b>The Economy</b>	20%	22%	26%	29%	42%	45%	42%	45%	40%	41%	26%	32%	31%	28%	31%			
<b>Crime</b>	26%	28%	28%	30%	24%	22%	27%	25%	25%	22%	25%	23%	21%	26%	25%			
<b>Cost of Living</b>	30%	36%	36%	32%	25%	21%	23%	19%	20%	20%	24%	25%	27%	23%	23%			
<b>Unemployment</b>	10%	10%	17%	21%	26%	26%	19%	20%	22%	22%	27%	23%	24%	23%	23%			
<b>Immigration</b>	19%	23%	22%	23%	20%	20%	24%	25%	23%	24%	15%	16%	19%	18%	20%			
<b>Housing</b>	24%	21%	19%	18%	15%	18%	15%	17%	20%	19%	23%	19%	20%	21%	19%			
<b>Drug Abuse</b>	13%	12%	12%	12%	13%	16%	20%	17%	20%	18%	13%	14%	12%	16%	18%			
<b>Education</b>	15%	12%	16%	19%	20%	17%	16%	18%	21%	21%	20%	20%	21%	19%	18%			
<b>Poverty</b>	10%	10%	10%	11%	13%	12%	11%	12%	10%	11%	14%	14%	11%	13%	15%			
<b>Defence</b>	5%	4%	3%	3%	8%	16%	17%	13%	11%	12%	11%	10%	11%	15%	13%			
<b>Environment</b>	20%	18%	13%	12%	10%	10%	9%	8%	9%	8%	13%	17%	12%	13%	12%			
<b>Transport</b>	10%	10%	10%	9%	7%	7%	5%	6%	6%	8%	11%	9%	7%	8%	9%			
<b>Racism</b>	6%	6%	5%	6%	7%	8%	9%	8%	9%	9%	5%	5%	7%	8%	9%			
<b>Taxation</b>	6%	7%	8%	6%	8%	10%	12%	13%	11%	13%	10%	10%	9%	8%	9%			
<b>Population</b>	10%	8%	7%	7%	6%	6%	5%	7%	7%	5%	6%	8%	6%	6%	7%			
<b>Personal Debt</b>	15%	13%	12%	9%	6%	5%	4%	4%	6%	5%	8%	7%	8%	7%	6%			
<b>Petrol Prices</b>	9%	15%	14%	11%	8%	4%	3%	3%	3%	3%	5%	5%	4%	4%	4%			
<b>Indigenous Issues</b>	4%	3%	3%	2%	2%	2%	3%	3%	3%	2%	3%	2%	2%	4%	2%			



# IPSOS ISSUES MONITOR SEPTEMBER 2016

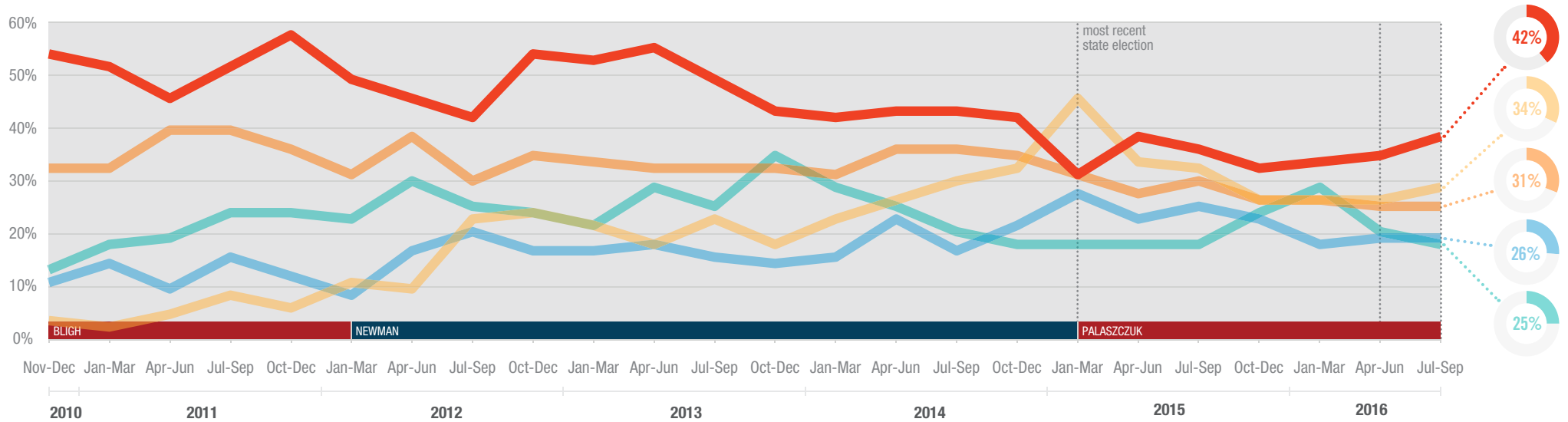
## The top issues facing Queensland

**Kylie Brosnan**  
Head of Ipsos Public Affairs QLD  
✉ kylie.brosnan@ipsos.com  
☎ (07) 3016 7660

**Kathy Benson**  
Director, Strategy & Research  
✉ kathy.benson@ipsos.com  
☎ (07) 3016 7662

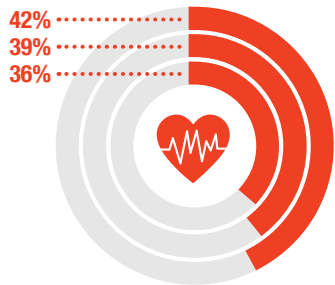


Each quarter we ask 600 Queenslanders to select the three most important issues facing their state. The top five issues facing Queensland between July and September 2016 are shown below. A summary of all issues facing Queensland can be found overleaf. If you would like to know more about the Ipsos Issues Monitor, or Ipsos Public Affairs in QLD, please contact Kylie Brosnan or Kathy Benson.

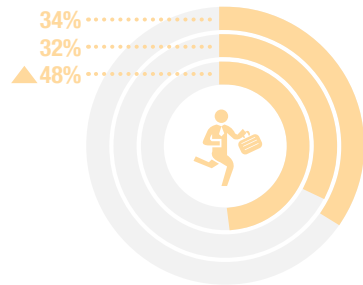


### Healthcare

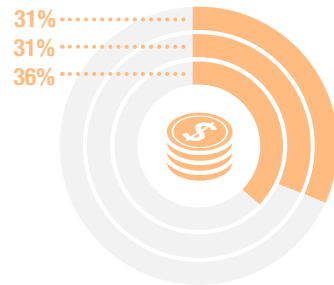
SEP 16  
JUN 16  
MAR 15



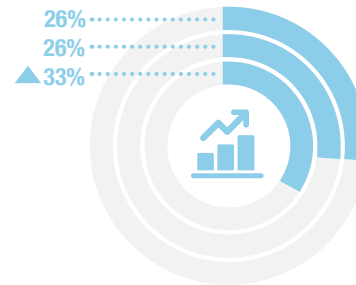
### Unemployment



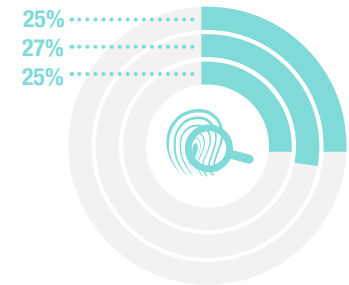
### Cost of Living



### The Economy



### Crime



▲ significant difference compared to Jun 16

QLD  
REST OF AUSTRALIA










# IPSOS ISSUES MONITOR SEPTEMBER 2016

The top issues facing Queensland

**Kylie Brosnan**  
Head of Ipsos Public Affairs QLD  
✉ kylie.brosnan@ipsos.com  
☎ (07) 3016 7660

**Kathy Benson**  
Director, Strategy & Research  
✉ kathy.benson@ipsos.com  
☎ (07) 3016 7662



	2010	2011	2012	2013	2014	2015	JAN-MAR 2016	APR-JUN 2016	JUL-SEP 2016	OCT-DEC 2016
 <b>Healthcare</b>	55%	53%	50%	52%	45%	38%	38%	39%	42%	
 <b>Unemployment</b>	13%	14%	24%	27%	33%	39%	32%	32%	34%	
 <b>Cost of Living</b>	37%	40%	38%	37%	39%	34%	32%	31%	31%	
 <b>The Economy</b>	19%	21%	23%	24%	26%	30%	25%	26%	26%	
 <b>Crime</b>	21%	28%	31%	33%	29%	27%	34%	27%	25%	
<b>Drug Abuse</b>	10%	9%	9%	10%	10%	17%	26%	19%	19%	
<b>Transport</b>	17%	17%	15%	15%	12%	14%	12%	19%	19%	
<b>Education</b>	21%	14%	17%	17%	18%	17%	15%	19%	18%	
<b>Housing</b>	24%	22%	18%	15%	15%	17%	17%	22%	16%	
<b>Poverty</b>	9%	6%	6%	8%	9%	9%	9%	10%	11%	
<b>Environment</b>	13%	14%	10%	10%	9%	10%	8%	13%	10%	
<b>Personal Debt</b>	17%	11%	10%	10%	8%	7%	8%	8%	10%	
<b>Petrol Prices</b>	13%	26%	24%	21%	21%	15%	14%	9%	9%	
<b>Immigration</b>	6%	7%	7%	7%	7%	6%	7%	5%	8%	
<b>Taxation</b>	3%	5%	6%	5%	6%	5%	7%	8%	6%	
<b>Indigenous Issues</b>	5%	3%	3%	3%	3%	3%	3%	3%	5%	
<b>Defence</b>	1%	1%	1%	1%	2%	5%	3%	3%	5%	
<b>Racism</b>	3%	2%	2%	4%	3%	3%	4%	2%	4%	
<b>Population</b>	12%	7%	5%	4%	4%	3%	4%	4%	4%	