



IPSOS ISSUES MONITOR SEPTEMBER 2016

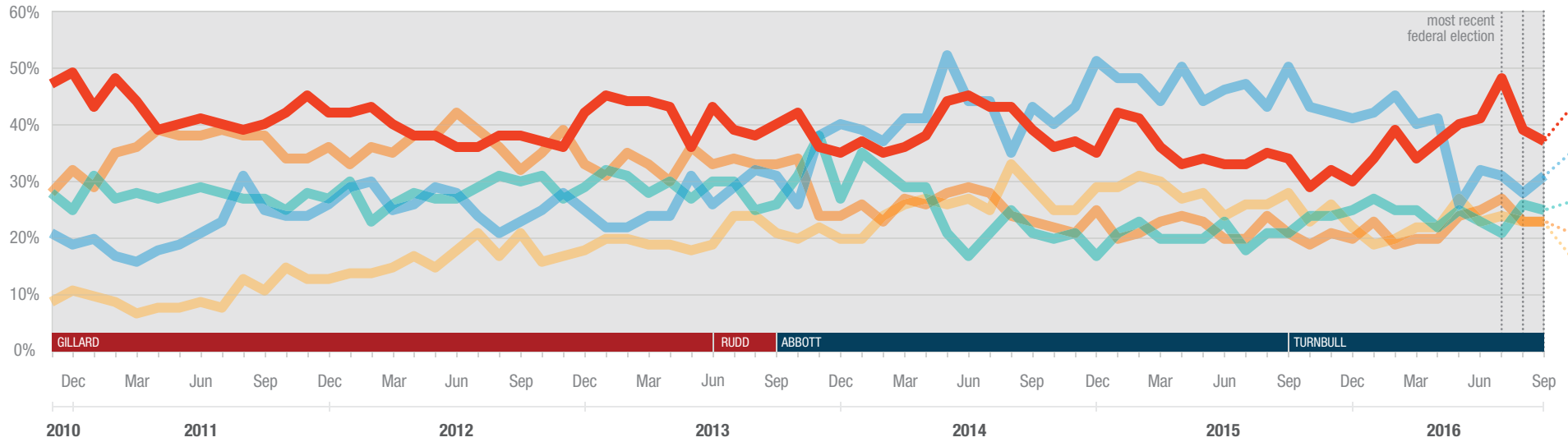
The top issues facing Australia

Daniel Evans
Deputy Managing Director
dan.evans@ipsos.com
(03) 9946 0850

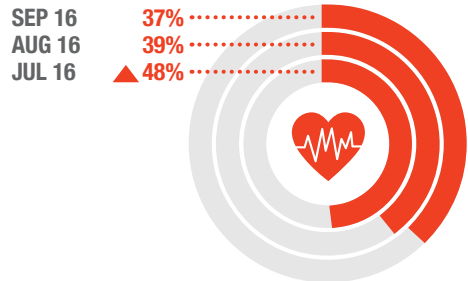
Julia Knapp
Research Manager
julia.knapp@ipsos.com
(03) 9946 0845



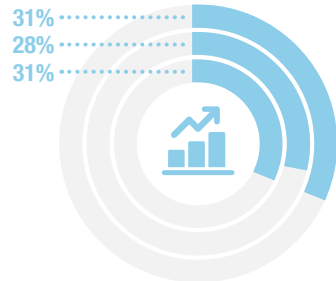
Each month we ask 1,000 Australians to select the three most important issues facing the nation. The top five issues facing Australia in September 2016 are shown below. A summary of all issues facing Australia can be found overleaf. If you would like to know more about the Ipsos Issues Monitor, or Ipsos Public Affairs, please contact Daniel Evans or Julia Knapp.



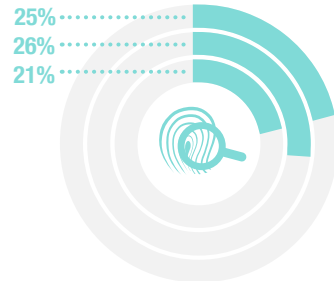
Healthcare



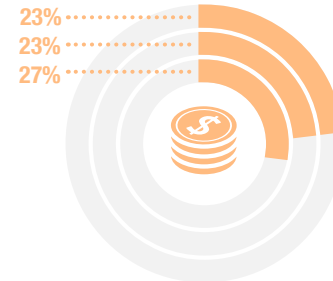
The Economy



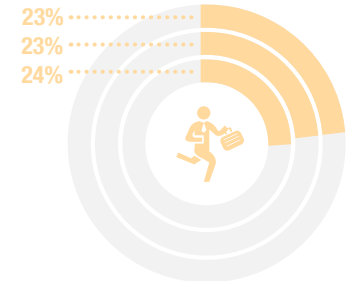
Crime



Cost of Living



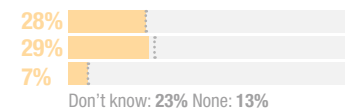
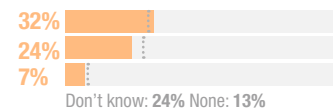
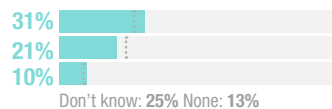
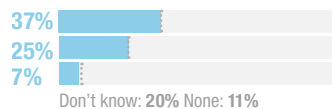
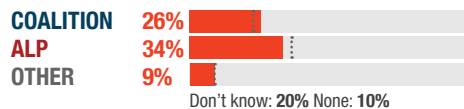
Unemployment



▲ significant difference compared to Jun 16

▲ significant difference compared to Jul 16

Party most capable to manage the top issues facing Australia



▲ significant difference compared to Jul 16



IPSOS ISSUES MONITOR SEPTEMBER 2016

The top issues facing Australia

Daniel Evans
Deputy Managing Director
✉ dan.evans@ipsos.com
☎ (03) 9946 0850

Julia Knapp
Research Manager
✉ julia.knapp@ipsos.com
☎ (03) 9946 0845



	2010	2011	2012	2013	2014	2015	JAN 2016	FEB 2016	MAR 2016	APR 2016	MAY 2016	JUN 2016	JUL 2016	AUG 2016	SEP 2016	OCT 2016	NOV 2016	DEC 2016
Healthcare	48%	42%	39%	41%	39%	34%	34%	39%	34%	37%	40%	41%	48%	39%	37%			
The Economy	20%	22%	26%	29%	42%	45%	42%	45%	40%	41%	26%	32%	31%	28%	31%			
Crime	26%	28%	28%	30%	24%	22%	27%	25%	25%	22%	25%	23%	21%	26%	25%			
Cost of Living	30%	36%	36%	32%	25%	21%	23%	19%	20%	20%	24%	25%	27%	23%	23%			
Unemployment	10%	10%	17%	21%	26%	26%	19%	20%	22%	22%	27%	23%	24%	23%	23%			
Immigration	19%	23%	22%	23%	20%	20%	24%	25%	23%	24%	15%	16%	19%	18%	20%			
Housing	24%	21%	19%	18%	15%	18%	15%	17%	20%	19%	23%	19%	20%	21%	19%			
Drug Abuse	13%	12%	12%	12%	13%	16%	20%	17%	20%	18%	13%	14%	12%	16%	18%			
Education	15%	12%	16%	19%	20%	17%	16%	18%	21%	21%	20%	20%	21%	19%	18%			
Poverty	10%	10%	10%	11%	13%	12%	11%	12%	10%	11%	14%	14%	11%	13%	15%			
Defence	5%	4%	3%	3%	8%	16%	17%	13%	11%	12%	11%	10%	11%	15%	13%			
Environment	20%	18%	13%	12%	10%	10%	9%	8%	9%	8%	13%	17%	12%	13%	12%			
Transport	10%	10%	10%	9%	7%	7%	5%	6%	6%	8%	11%	9%	7%	8%	9%			
Racism	6%	6%	5%	6%	7%	8%	9%	8%	9%	9%	5%	5%	7%	8%	9%			
Taxation	6%	7%	8%	6%	8%	10%	12%	13%	11%	13%	10%	10%	9%	8%	9%			
Population	10%	8%	7%	7%	6%	6%	5%	7%	7%	5%	6%	8%	6%	6%	7%			
Personal Debt	15%	13%	12%	9%	6%	5%	4%	4%	6%	5%	8%	7%	8%	7%	6%			
Petrol Prices	9%	15%	14%	11%	8%	4%	3%	3%	3%	3%	5%	5%	4%	4%	4%			
Indigenous Issues	4%	3%	3%	2%	2%	2%	3%	3%	3%	2%	3%	2%	2%	4%	2%			



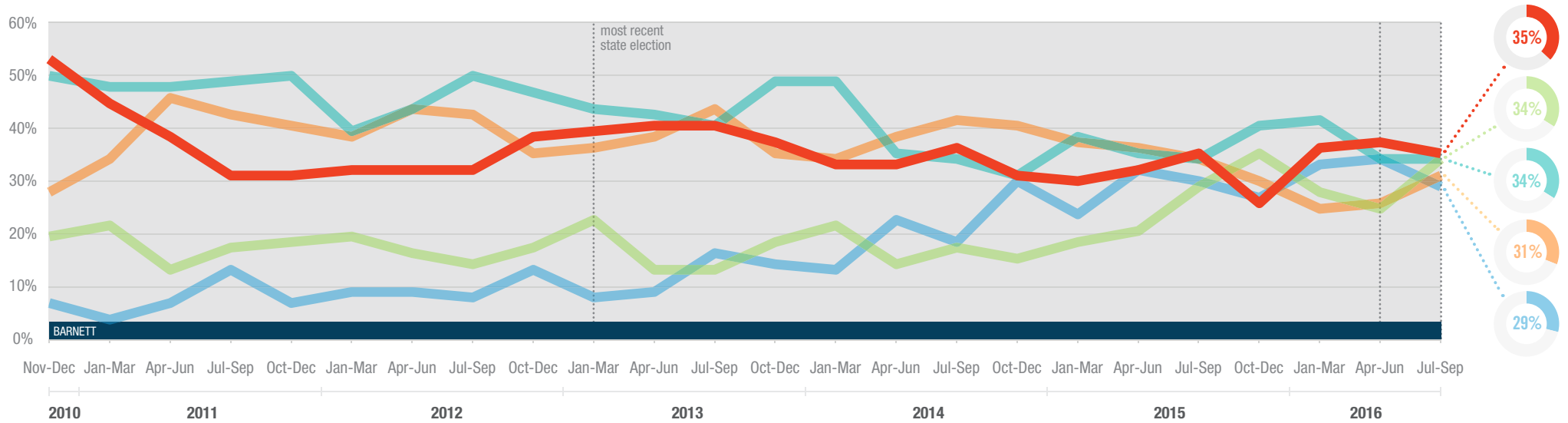
IPSOS ISSUES MONITOR SEPTEMBER 2016

The top issues facing Western Australia

Shaun Griffin
General Manager WA
✉ shaun.griffin@ipsos.com
☎ (08) 9321 5415

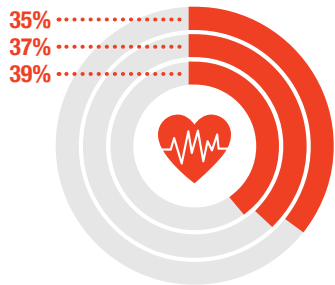


Each quarter we ask 300 Western Australians to select the three most important issues facing their state. The top five issues facing Western Australia between July and September 2016 are shown below. A summary of all issues facing Western Australia can be found overleaf. If you would like to know more about the Ipsos Issues Monitor, or Ipsos Public Affairs in WA, please contact Shaun Griffin.

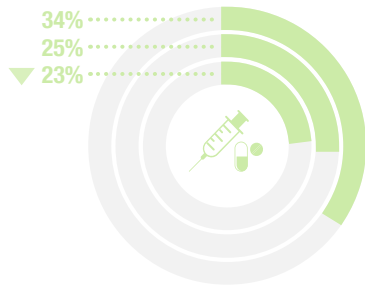


Healthcare

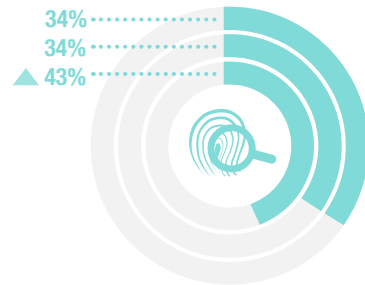
SEP 16
JUN 16
MAR 13



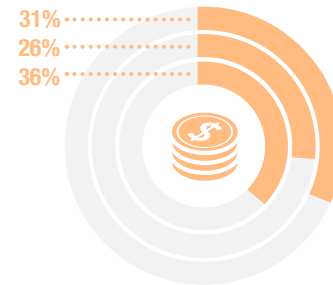
Drug Abuse



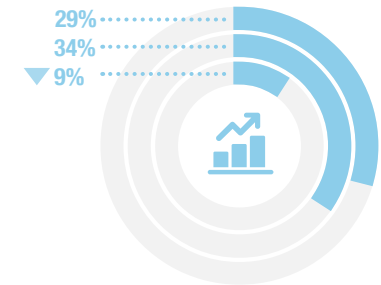
Crime



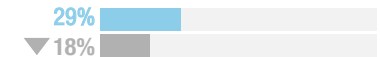
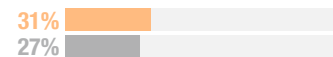
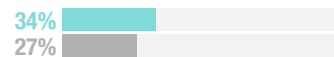

Cost of Living



The Economy



▲ significant difference compared to Sep 16





IPSOS ISSUES MONITOR SEPTEMBER 2016

The top issues facing Western Australia

Shaun Griffin
General Manager WA
✉ shaun.griffin@ipsos.com
☎ (08) 9321 5415



	2010	2011	2012	2013	2014	2015	JAN-MAR 2016	APR-JUN 2016	JUL-SEP 2016	OCT-DEC 2016
Healthcare	52%	36%	34%	39%	33%	31%	36%	37%	35%	
Drug Abuse	20%	18%	18%	18%	18%	26%	28%	25%	34%	
Crime	49%	48%	44%	43%	37%	37%	41%	34%	34%	
Cost of Living	28%	40%	39%	38%	38%	34%	25%	26%	31%	
The Economy	8%	9%	11%	13%	21%	28%	33%	34%	29%	
Unemployment	4%	5%	8%	9%	16%	24%	22%	31%	27%	
Housing	24%	31%	32%	33%	27%	23%	22%	19%	19%	
Transport	6%	12%	15%	21%	18%	18%	14%	15%	17%	
Education	13%	10%	12%	16%	19%	13%	18%	14%	15%	
Poverty	7%	7%	9%	8%	10%	9%	8%	11%	10%	
Petrol Prices	7%	17%	14%	11%	12%	7%	7%	3%	7%	
Personal Debt	15%	12%	10%	9%	8%	8%	7%	11%	7%	
Taxation	4%	5%	6%	4%	7%	8%	7%	7%	7%	
Immigration	19%	16%	14%	11%	10%	8%	8%	9%	6%	
Environment	24%	19%	17%	12%	9%	8%	11%	9%	6%	
Population	6%	3%	6%	6%	6%	5%	5%	7%	5%	
Indigenous Issues	5%	4%	6%	4%	3%	4%	3%	2%	4%	
Racism	8%	5%	4%	3%	3%	4%	2%	4%	4%	
Defence	3%	1%	2%	2%	3%	4%	4%	3%	2%	