



IPSOS ISSUES MONITOR SEPTEMBER 2017

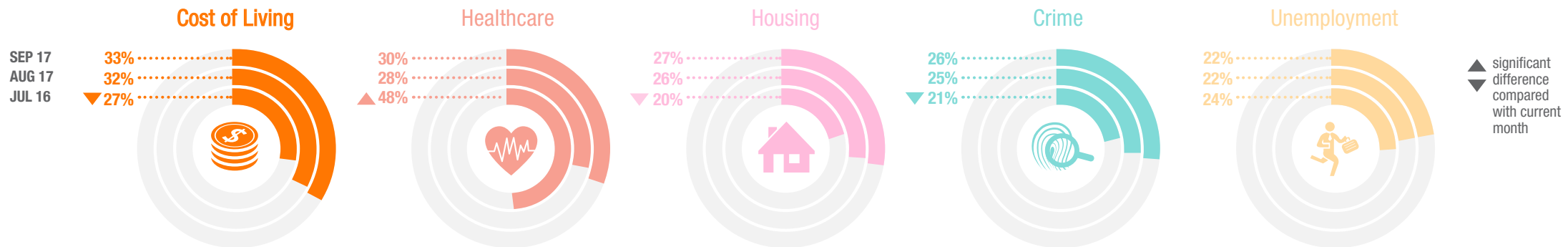
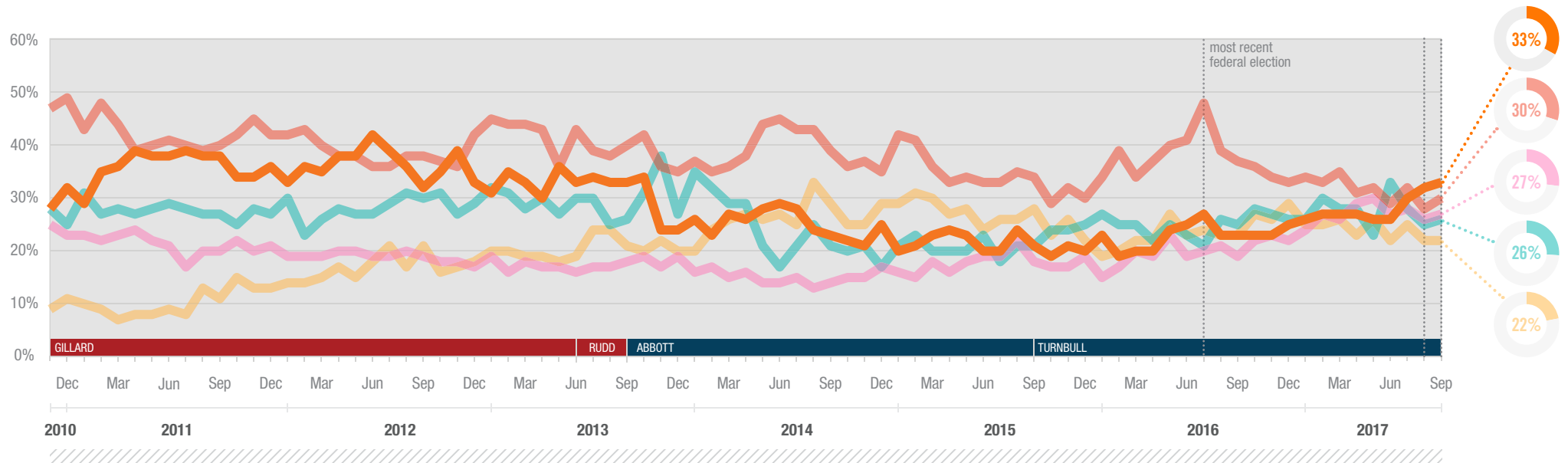
The top issues facing Australia

Daniel Evans
Deputy Managing Director
✉ dan.evans@ipsos.com
☎ (03) 9946 0850

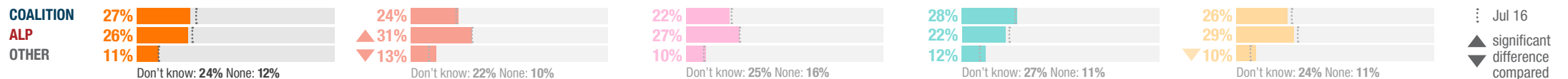
Lucy Hedt
Project Manager
✉ lucy.hedt@ipsos.com
☎ (03) 9946 0832



Each month we ask 1,000 Australians to select the three most important issues facing the nation. The top five issues facing Australia in September 2017 are shown below. A summary of all issues facing Australia can be found overleaf. If you would like to know more about the Ipsos Issues Monitor, or Ipsos Public Affairs, please contact Daniel Evans or Lucy Hedt.



Party most capable to manage the top issues facing Australia





IPSOS ISSUES MONITOR SEPTEMBER 2017

The top issues facing Australia

Daniel Evans
Deputy Managing Director
✉ dan.evans@ipsos.com
☎ (03) 9946 0850

Lucy Hedt
Project Manager
✉ lucy.hedt@ipsos.com
☎ (03) 9946 0832



	2010	2011	2012	2013	2014	2015	2016	JAN 2017	FEB 2017	MAR 2017	APR 2017	MAY 2017	JUN 2017	JUL 2017	AUG 2017	SEP 2017
Cost of Living	30%	36%	36%	32%	25%	21%	23%	26%	27%	27%	27%	26%	26%	30%	32%	33%
Healthcare	48%	42%	39%	41%	39%	34%	38%	34%	33%	35%	31%	32%	29%	32%	28%	30%
Housing	24%	21%	19%	18%	15%	18%	20%	24%	27%	26%	29%	30%	27%	28%	26%	27%
Crime	26%	28%	28%	30%	24%	22%	25%	26%	30%	28%	28%	23%	33%	28%	25%	26%
Unemployment	10%	10%	17%	21%	26%	26%	24%	25%	25%	26%	23%	26%	22%	25%	22%	22%
The Economy	20%	22%	26%	29%	42%	45%	33%	27%	27%	24%	27%	26%	20%	22%	24%	21%
Immigration	19%	23%	22%	23%	20%	20%	20%	18%	19%	18%	19%	20%	21%	19%	20%	19%
Defence	5%	4%	3%	3%	8%	16%	12%	9%	11%	9%	11%	11%	21%	16%	16%	17%
Environment	20%	18%	13%	12%	10%	10%	12%	12%	15%	13%	10%	13%	12%	13%	15%	15%
Poverty	10%	10%	10%	11%	13%	12%	13%	16%	13%	13%	14%	14%	13%	14%	16%	14%
Drug Abuse	13%	12%	12%	12%	13%	16%	17%	16%	14%	18%	19%	15%	16%	17%	16%	13%
Education	15%	12%	16%	19%	20%	17%	18%	16%	16%	17%	15%	19%	13%	14%	11%	13%
Population	10%	8%	7%	7%	6%	6%	6%	7%	7%	7%	7%	7%	7%	8%	9%	11%
Personal Debt	15%	13%	12%	9%	6%	5%	7%	8%	8%	8%	10%	9%	9%	9%	11%	10%
Taxation	6%	7%	8%	6%	8%	10%	10%	9%	7%	8%	9%	8%	8%	7%	7%	8%
Transport	10%	10%	10%	9%	7%	7%	8%	9%	8%	8%	7%	9%	7%	7%	7%	7%
Racism	6%	6%	5%	6%	7%	8%	8%	7%	8%	8%	7%	7%	9%	6%	7%	7%
Petrol Prices	9%	15%	14%	11%	8%	4%	4%	7%	4%	7%	5%	5%	6%	4%	5%	6%
Indigenous Issues	4%	3%	3%	2%	2%	2%	3%	3%	2%	2%	2%	2%	2%	3%	3%	3%



IPSOS ISSUES MONITOR SEPTEMBER 2017

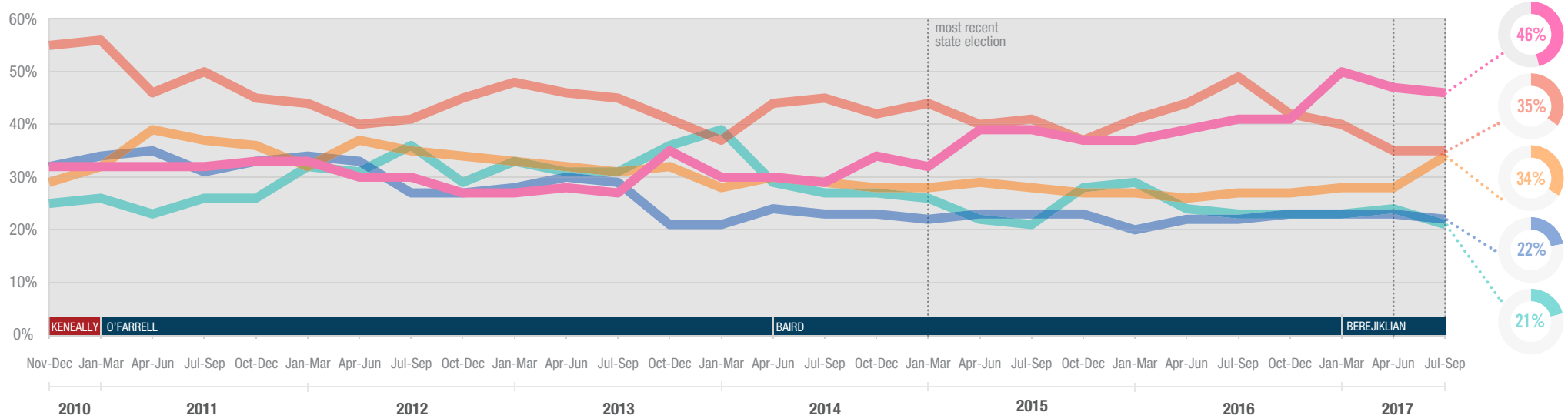
The top issues facing New South Wales

David Elliott
 Head of Ipsos Public Affairs NSW
 ✉ david.elliott@ipsos.com
 ☎ (02) 9900 5159

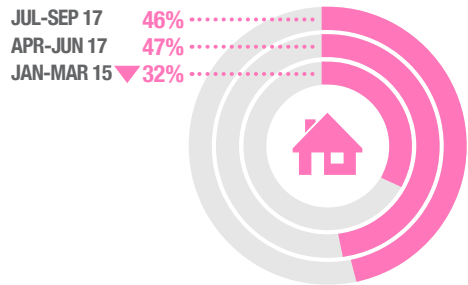
Stuart Clark
 Research Director
 ✉ stuart.clark@ipsos.com
 ☎ (02) 9900 5180



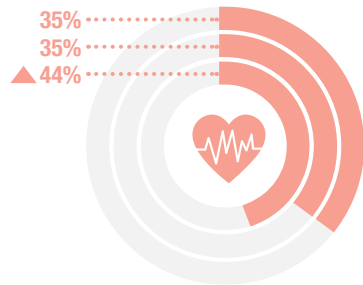
Each quarter we ask 1000 residents of New South Wales to select the three most important issues facing their state. The top five issues facing New South Wales between July and September 2017 are shown below. A summary of all issues facing New South Wales can be found overleaf. If you would like to know more about the Ipsos Issues Monitor, or Ipsos Public Affairs in New South Wales, please contact David Elliot or Stuart Clark.



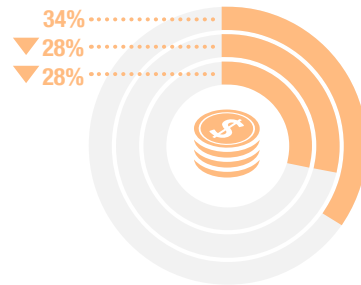
Housing



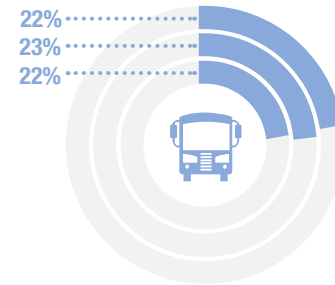
Healthcare



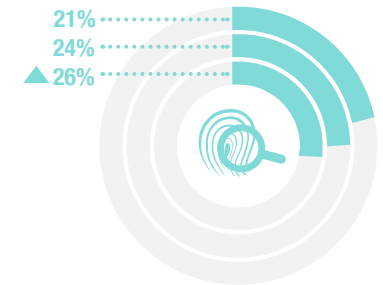
Cost of Living



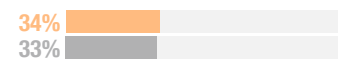
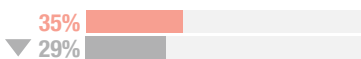
Transport



Crime



▲ significant difference compared with current quarter
 ▼ significant difference compared with current quarter



▲ significant difference compared with NSW
 ▼ significant difference compared with NSW








IPSOS ISSUES MONITOR SEPTEMBER 2017

The top issues facing New South Wales

David Elliott
Head of Ipsos Public Affairs NSW
✉ david.elliott@ipsos.com
☎ (02) 9900 5159

Stuart Clark
Research Director
✉ stuart.clark@ipsos.com
☎ (02) 9900 5180



	2010	2011	2012	2013	2014	2015	2016	JAN-MAR 2017	APR-JUN 2017	JUL-SEP 2017
 Housing	32%	32%	30%	29%	30%	37%	39%	50%	47%	46%
 Healthcare	55%	49%	43%	45%	42%	41%	44%	40%	35%	35%
 Cost of Living	29%	36%	34%	32%	29%	28%	27%	28%	28%	34%
 Transport	32%	33%	30%	27%	23%	23%	22%	23%	23%	22%
 Crime	25%	25%	32%	33%	30%	24%	25%	23%	24%	21%
Unemployment	10%	11%	16%	19%	25%	25%	21%	21%	20%	18%
Education	17%	14%	17%	20%	20%	18%	19%	16%	16%	16%
Drug Abuse	12%	10%	11%	12%	14%	16%	16%	15%	15%	14%
Population	9%	7%	7%	6%	6%	8%	10%	11%	13%	13%
Poverty	6%	6%	7%	7%	10%	9%	10%	8%	10%	12%
Immigration	7%	8%	8%	10%	7%	9%	10%	10%	11%	12%
Personal Debt	12%	11%	11%	8%	7%	7%	8%	8%	9%	10%
The Economy	15%	16%	16%	16%	18%	17%	14%	12%	10%	10%
Environment	12%	10%	8%	9%	8%	9%	9%	9%	10%	9%
Petrol Prices	11%	19%	19%	16%	14%	10%	7%	10%	8%	8%
Defence	1%	1%	1%	1%	3%	6%	6%	4%	7%	7%
Taxation	6%	6%	5%	5%	6%	7%	6%	5%	6%	5%
Racism	5%	4%	4%	5%	5%	6%	6%	5%	5%	5%
Indigenous Issues	4%	1%	1%	1%	2%	2%	2%	2%	2%	2%