



IPSOS ISSUES MONITOR SEPTEMBER 2017

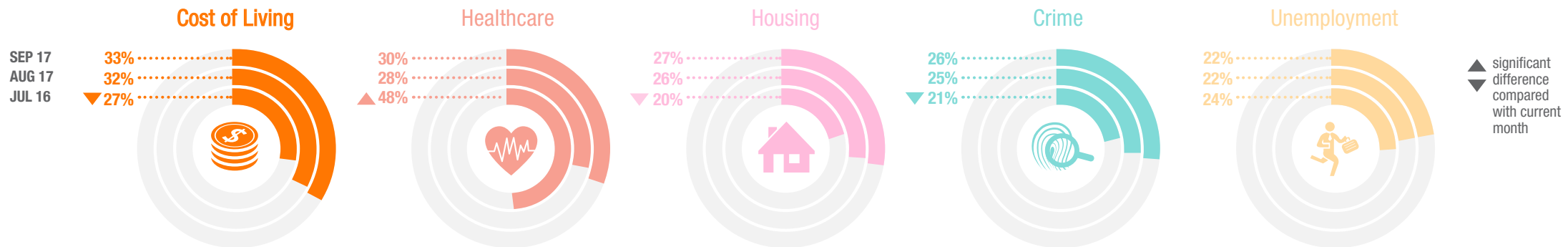
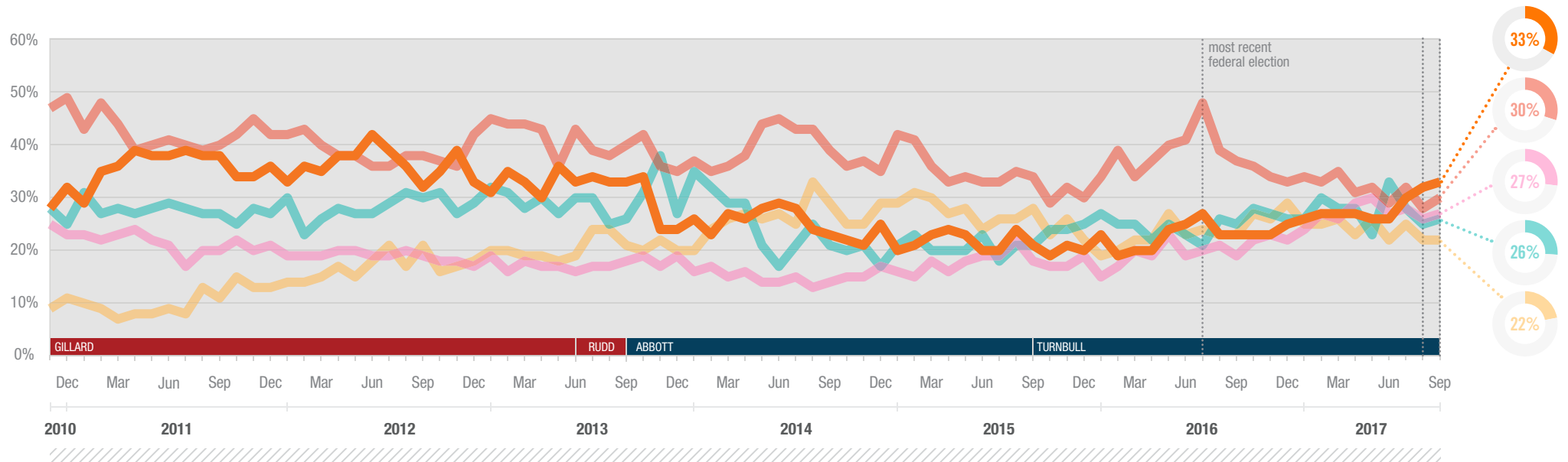
The top issues facing Australia

Daniel Evans
Deputy Managing Director
✉ dan.evans@ipsos.com
☎ (03) 9946 0850

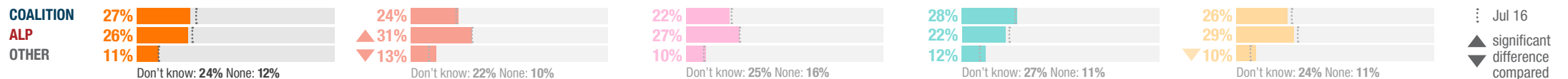
Lucy Hedt
Project Manager
✉ lucy.hedt@ipsos.com
☎ (03) 9946 0832



Each month we ask 1,000 Australians to select the three most important issues facing the nation. The top five issues facing Australia in September 2017 are shown below. A summary of all issues facing Australia can be found overleaf. If you would like to know more about the Ipsos Issues Monitor, or Ipsos Public Affairs, please contact Daniel Evans or Lucy Hedt.



Party most capable to manage the top issues facing Australia



▲ significant difference compared with current month

⋮ Jul 16
▲ significant difference compared to Jul 16



IPSOS ISSUES MONITOR SEPTEMBER 2017

The top issues facing Australia

Daniel Evans
Deputy Managing Director
✉ dan.evans@ipsos.com
☎ (03) 9946 0850

Lucy Hedt
Project Manager
✉ lucy.hedt@ipsos.com
☎ (03) 9946 0832



	2010	2011	2012	2013	2014	2015	2016	JAN 2017	FEB 2017	MAR 2017	APR 2017	MAY 2017	JUN 2017	JUL 2017	AUG 2017	SEP 2017
Cost of Living	30%	36%	36%	32%	25%	21%	23%	26%	27%	27%	27%	26%	26%	30%	32%	33%
Healthcare	48%	42%	39%	41%	39%	34%	38%	34%	33%	35%	31%	32%	29%	32%	28%	30%
Housing	24%	21%	19%	18%	15%	18%	20%	24%	27%	26%	29%	30%	27%	28%	26%	27%
Crime	26%	28%	28%	30%	24%	22%	25%	26%	30%	28%	28%	23%	33%	28%	25%	26%
Unemployment	10%	10%	17%	21%	26%	26%	24%	25%	25%	26%	23%	26%	22%	25%	22%	22%
The Economy	20%	22%	26%	29%	42%	45%	33%	27%	27%	24%	27%	26%	20%	22%	24%	21%
Immigration	19%	23%	22%	23%	20%	20%	20%	18%	19%	18%	19%	20%	21%	19%	20%	19%
Defence	5%	4%	3%	3%	8%	16%	12%	9%	11%	9%	11%	11%	21%	16%	16%	17%
Environment	20%	18%	13%	12%	10%	10%	12%	12%	15%	13%	10%	13%	12%	13%	15%	15%
Poverty	10%	10%	10%	11%	13%	12%	13%	16%	13%	13%	14%	14%	13%	14%	16%	14%
Drug Abuse	13%	12%	12%	12%	13%	16%	17%	16%	14%	18%	19%	15%	16%	17%	16%	13%
Education	15%	12%	16%	19%	20%	17%	18%	16%	16%	17%	15%	19%	13%	14%	11%	13%
Population	10%	8%	7%	7%	6%	6%	6%	7%	7%	7%	7%	7%	7%	8%	9%	11%
Personal Debt	15%	13%	12%	9%	6%	5%	7%	8%	8%	8%	10%	9%	9%	9%	11%	10%
Taxation	6%	7%	8%	6%	8%	10%	10%	9%	7%	8%	9%	8%	8%	7%	7%	8%
Transport	10%	10%	10%	9%	7%	7%	8%	9%	8%	8%	7%	9%	7%	7%	7%	7%
Racism	6%	6%	5%	6%	7%	8%	8%	7%	8%	8%	7%	7%	9%	6%	7%	7%
Petrol Prices	9%	15%	14%	11%	8%	4%	4%	7%	4%	7%	5%	5%	6%	4%	5%	6%
Indigenous Issues	4%	3%	3%	2%	2%	2%	3%	3%	2%	2%	2%	2%	2%	3%	3%	3%



IPSOS ISSUES MONITOR SEPTEMBER 2017

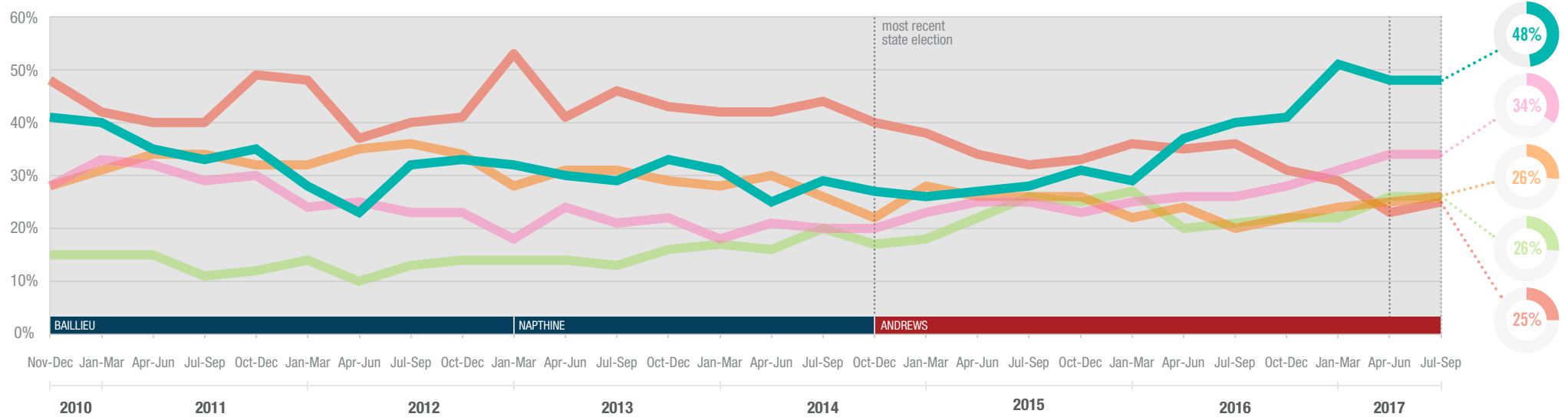
The top issues facing Victoria

Daniel Evans
Deputy Managing Director
✉ dan.evans@ipsos.com
☎ (03) 9946 0850

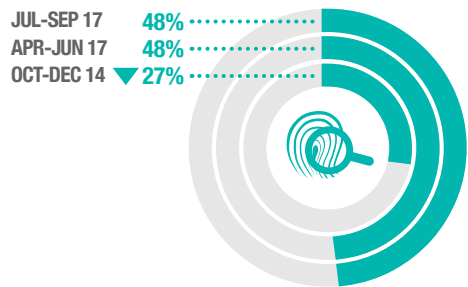
Lucy Hedt
Project Manager
✉ lucy.hedt@ipsos.com
☎ (03) 9946 0832



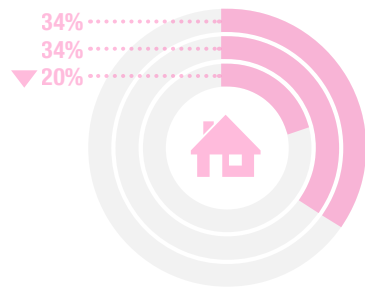
Each quarter we ask 800 Victorians to select the three most important issues facing their state. The top five issues facing Victoria between July and September 2017 are shown below. A summary of all issues facing Victoria can be found overleaf. If you would like to know more about the Ipsos Issues Monitor, or Ipsos Public Affairs in Victoria, please contact Daniel Evans or Lucy Hedt.



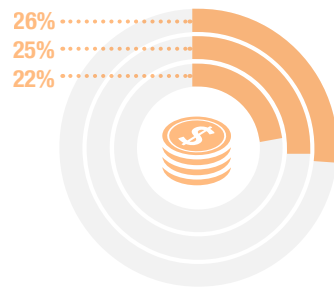
Crime



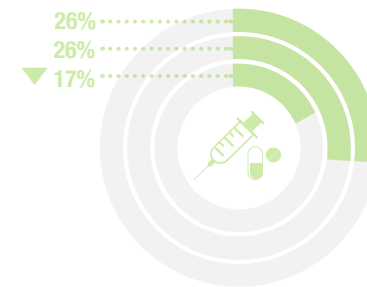
Housing



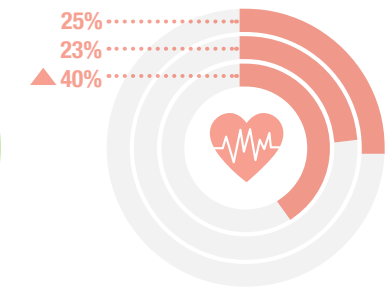
Cost of Living



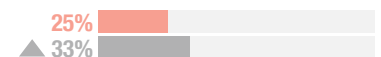


Drug Abuse



Healthcare



▲ significant difference compared with current quarter
▼



▲ significant difference compared with VIC
▼



IPSOS ISSUES MONITOR SEPTEMBER 2017

The top issues facing Victoria

Daniel Evans
Deputy Managing Director
✉ dan.evans@ipsos.com
☎ (03) 9946 0850

Lucy Hedt
Project Manager
✉ lucy.hedt@ipsos.com
☎ (03) 9946 0832



	2010	2011	2012	2013	2014	2015	2016	JAN-MAR 2017	APR-JUN 2017	JUL-SEP 2017
Crime	41%	36%	29%	31%	28%	28%	36%	51%	48%	48%
Housing	28%	31%	24%	22%	20%	24%	26%	31%	34%	34%
Cost of Living	28%	33%	34%	30%	27%	26%	22%	24%	25%	26%
Drug Abuse	15%	13%	13%	14%	17%	23%	23%	22%	26%	26%
Healthcare	48%	43%	42%	46%	42%	34%	34%	29%	23%	25%
Transport	31%	32%	30%	28%	28%	28%	28%	24%	24%	22%
Unemployment	8%	10%	23%	25%	35%	31%	24%	22%	20%	18%
Poverty	7%	8%	7%	7%	9%	10%	12%	11%	13%	14%
Population	8%	8%	7%	7%	7%	8%	9%	8%	10%	14%
Education	16%	13%	21%	21%	20%	18%	17%	15%	13%	12%
Environment	17%	13%	8%	9%	8%	9%	9%	9%	8%	10%
Personal Debt	11%	11%	10%	7%	6%	7%	7%	8%	7%	10%
The Economy	12%	11%	16%	17%	20%	22%	17%	11%	10%	10%
Immigration	6%	8%	7%	8%	7%	8%	10%	10%	12%	9%
Petrol Prices	11%	18%	18%	16%	13%	7%	6%	8%	7%	6%
Defence	2%	1%	1%	1%	2%	5%	4%	4%	7%	6%
Racism	5%	6%	4%	5%	5%	5%	7%	6%	8%	5%
Taxation	4%	5%	5%	5%	5%	7%	7%	6%	5%	4%
Indigenous Issues	1%	1%	1%	1%	1%	1%	2%	2%	1%	1%