



IPSOS ISSUES MONITOR SEPTEMBER 2017

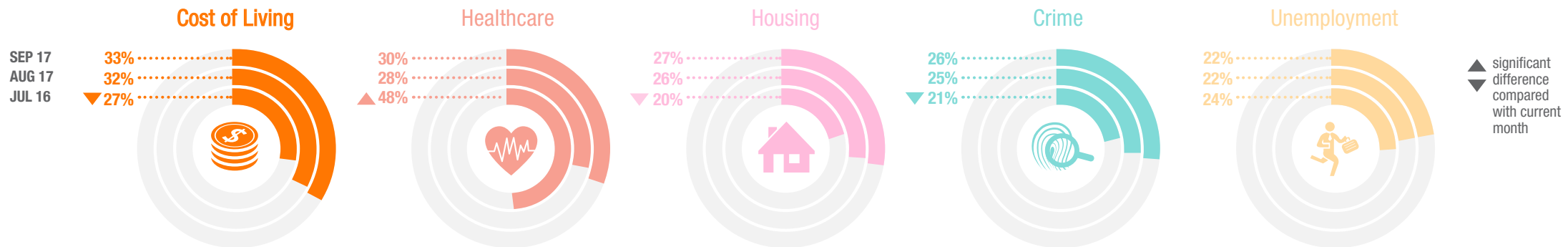
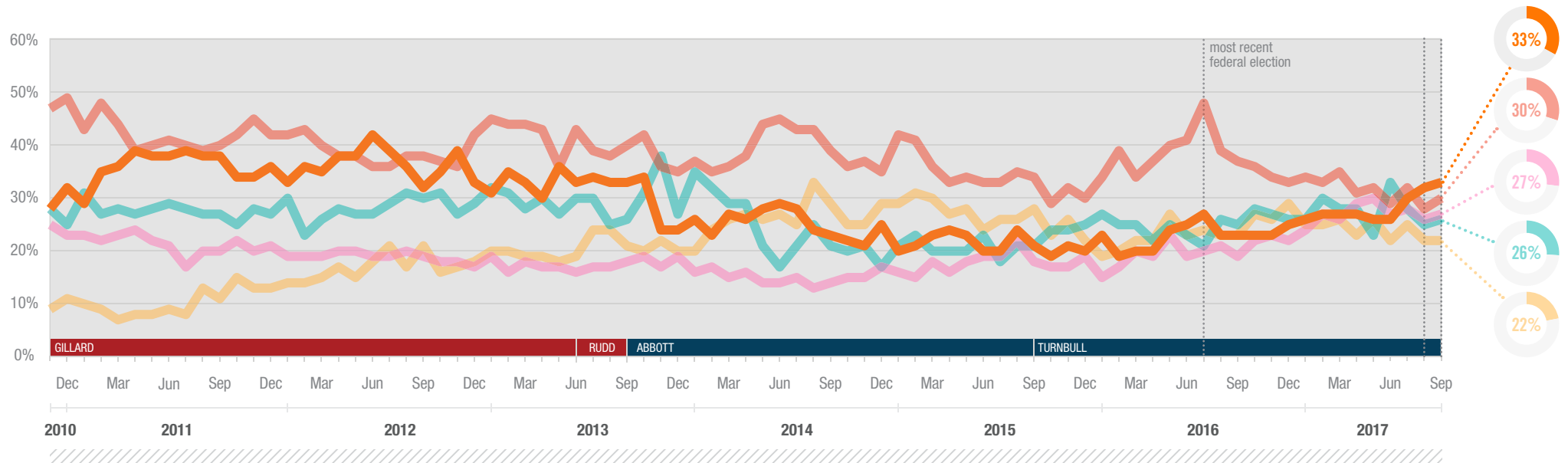
The top issues facing Australia

Daniel Evans
Deputy Managing Director
✉ dan.evans@ipsos.com
☎ (03) 9946 0850

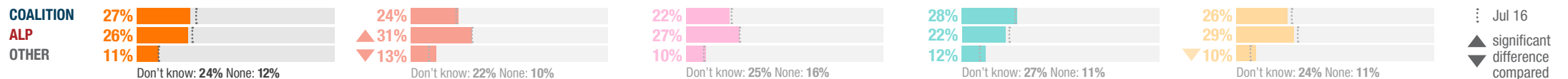
Lucy Hedt
Project Manager
✉ lucy.hedt@ipsos.com
☎ (03) 9946 0832



Each month we ask 1,000 Australians to select the three most important issues facing the nation. The top five issues facing Australia in September 2017 are shown below. A summary of all issues facing Australia can be found overleaf. If you would like to know more about the Ipsos Issues Monitor, or Ipsos Public Affairs, please contact Daniel Evans or Lucy Hedt.



Party most capable to manage the top issues facing Australia





IPSOS ISSUES MONITOR SEPTEMBER 2017

The top issues facing Australia

Daniel Evans
Deputy Managing Director
✉ dan.evans@ipsos.com
☎ (03) 9946 0850

Lucy Hedt
Project Manager
✉ lucy.hedt@ipsos.com
☎ (03) 9946 0832



	2010	2011	2012	2013	2014	2015	2016	JAN 2017	FEB 2017	MAR 2017	APR 2017	MAY 2017	JUN 2017	JUL 2017	AUG 2017	SEP 2017
Cost of Living	30%	36%	36%	32%	25%	21%	23%	26%	27%	27%	27%	26%	26%	30%	32%	33%
Healthcare	48%	42%	39%	41%	39%	34%	38%	34%	33%	35%	31%	32%	29%	32%	28%	30%
Housing	24%	21%	19%	18%	15%	18%	20%	24%	27%	26%	29%	30%	27%	28%	26%	27%
Crime	26%	28%	28%	30%	24%	22%	25%	26%	30%	28%	28%	23%	33%	28%	25%	26%
Unemployment	10%	10%	17%	21%	26%	26%	24%	25%	25%	26%	23%	26%	22%	25%	22%	22%
The Economy	20%	22%	26%	29%	42%	45%	33%	27%	27%	24%	27%	26%	20%	22%	24%	21%
Immigration	19%	23%	22%	23%	20%	20%	20%	18%	19%	18%	19%	20%	21%	19%	20%	19%
Defence	5%	4%	3%	3%	8%	16%	12%	9%	11%	9%	11%	11%	21%	16%	16%	17%
Environment	20%	18%	13%	12%	10%	10%	12%	12%	15%	13%	10%	13%	12%	13%	15%	15%
Poverty	10%	10%	10%	11%	13%	12%	13%	16%	13%	13%	14%	14%	13%	14%	16%	14%
Drug Abuse	13%	12%	12%	12%	13%	16%	17%	16%	14%	18%	19%	15%	16%	17%	16%	13%
Education	15%	12%	16%	19%	20%	17%	18%	16%	16%	17%	15%	19%	13%	14%	11%	13%
Population	10%	8%	7%	7%	6%	6%	6%	7%	7%	7%	7%	7%	7%	8%	9%	11%
Personal Debt	15%	13%	12%	9%	6%	5%	7%	8%	8%	8%	10%	9%	9%	9%	11%	10%
Taxation	6%	7%	8%	6%	8%	10%	10%	9%	7%	8%	9%	8%	8%	7%	7%	8%
Transport	10%	10%	10%	9%	7%	7%	8%	9%	8%	8%	7%	9%	7%	7%	7%	7%
Racism	6%	6%	5%	6%	7%	8%	8%	7%	8%	8%	7%	7%	9%	6%	7%	7%
Petrol Prices	9%	15%	14%	11%	8%	4%	4%	7%	4%	7%	5%	5%	6%	4%	5%	6%
Indigenous Issues	4%	3%	3%	2%	2%	2%	3%	3%	2%	2%	2%	2%	2%	3%	3%	3%



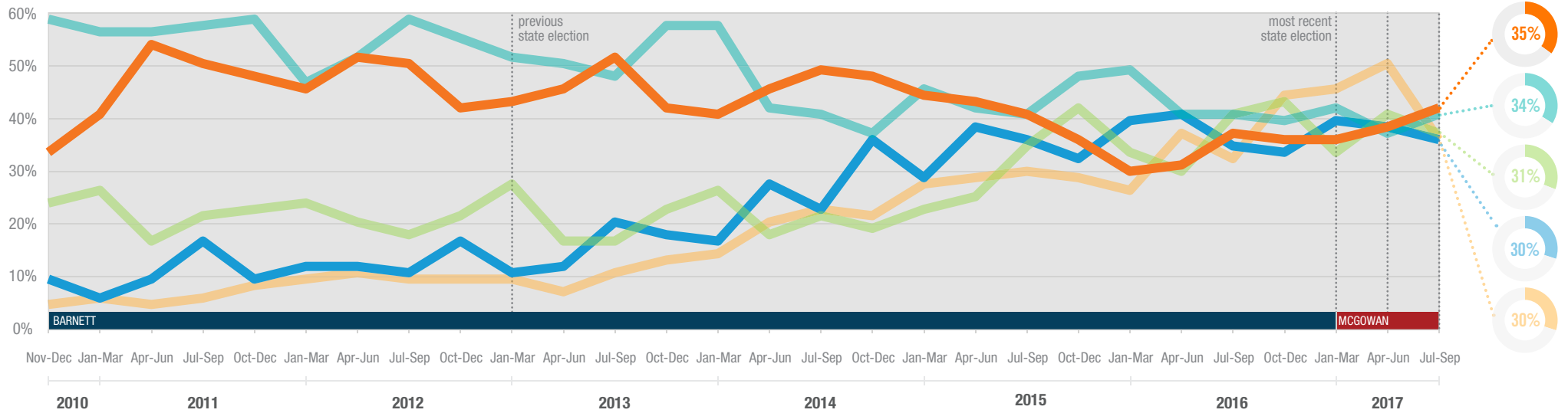
IPSOS ISSUES MONITOR SEPTEMBER 2017

The top issues facing Western Australia

Shaun Griffin
General Manager WA
✉ shaun.griffin@ipsos.com
☎ (08) 9463 0761

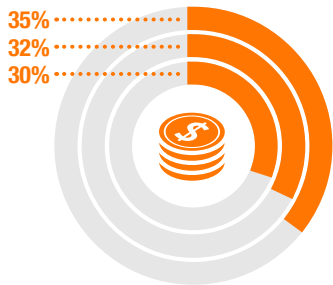


Each quarter we ask 300 Western Australians to select the three most important issues facing their state. The top five issues facing Western Australia between July and September 2017 are shown below. A summary of all issues facing Western Australia can be found overleaf. If you would like to know more about the Ipsos Issues Monitor, or Ipsos Public Affairs in Western Australia, please contact Shaun Griffin.



Cost of Living

JUL-SEP 17
APR-JUN 17
JAN-MAR 17



Crime

34%
31%
35%



Drug Abuse

31%
34%
28%



The Economy

30%
32%
33%



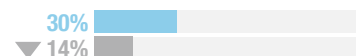

Unemployment

30%
42%
38%



▲ significant difference compared with current quarter

WA
REST OF AUSTRALIA



▲ significant difference compared with WA



IPSOS ISSUES MONITOR SEPTEMBER 2017

The top issues facing Western Australia

Shaun Griffin
General Manager WA
✉ shaun.griffin@ipsos.com
☎ (08) 9463 0761



	2010	2011	2012	2013	2014	2015	2016	JAN-MAR 2017	APR-JUN 2017	JUL-SEP 2017
Cost of Living	28%	40%	39%	38%	38%	34%	28%	30%	32%	35%
Crime	49%	48%	44%	43%	37%	37%	36%	35%	31%	34%
Drug Abuse	20%	18%	18%	18%	18%	26%	31%	28%	34%	31%
The Economy	8%	9%	11%	13%	21%	28%	31%	33%	32%	30%
Unemployment	4%	5%	8%	9%	16%	24%	29%	38%	42%	30%
Housing	24%	31%	32%	33%	27%	23%	19%	19%	24%	26%
Healthcare	52%	36%	34%	39%	33%	31%	35%	30%	23%	22%
Personal Debt	15%	12%	10%	9%	8%	8%	8%	9%	12%	16%
Transport	6%	12%	15%	21%	18%	18%	16%	15%	12%	14%
Environment	24%	19%	17%	12%	9%	8%	9%	6%	8%	10%
Poverty	7%	7%	9%	8%	10%	9%	9%	9%	8%	9%
Immigration	19%	16%	14%	11%	10%	8%	8%	8%	7%	8%
Education	13%	10%	12%	16%	19%	13%	14%	13%	10%	8%
Taxation	4%	5%	6%	4%	7%	8%	7%	6%	5%	7%
Petrol Prices	7%	17%	14%	11%	12%	7%	6%	7%	4%	5%
Racism	8%	5%	4%	3%	3%	4%	4%	5%	6%	5%
Population	6%	3%	6%	6%	6%	5%	6%	3%	2%	4%
Defence	3%	1%	2%	2%	3%	4%	3%	2%	3%	4%
Indigenous Issues	5%	4%	6%	4%	3%	4%	3%	3%	3%	2%