



2017

Global Views on Immigration and the Refugee Crisis

©Ipsos. All rights reserved. Contains Ipsos' Confidential and Proprietary information and may not be disclosed or reproduced without the prior written consent of Ipsos.



Contents



Overall attitudes to immigration



Impact of immigration



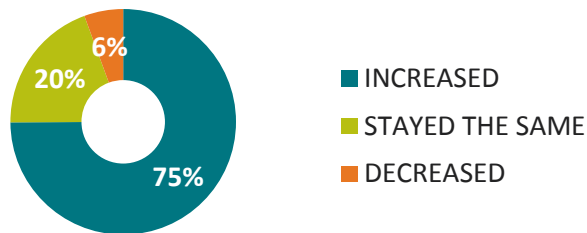
Attitudes to refugee crisis



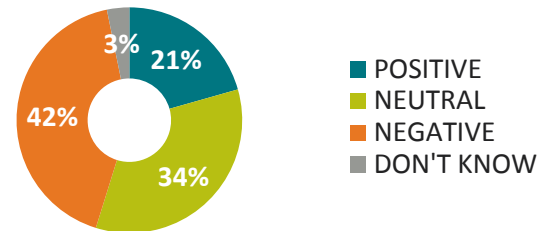
OVERALL ATTITUDES TO IMMIGRATION

Overall attitudes to immigration: general belief it is increasing, with negative consequences

Over the last 5 years, in your opinion has the amount of migrants in your country...

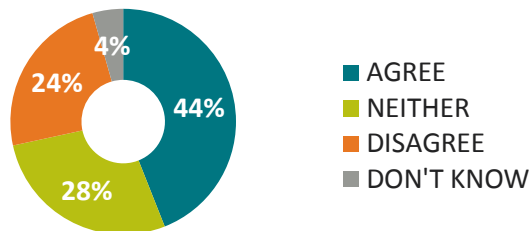


Would you say that immigration has generally had a positive or negative impact on your country?

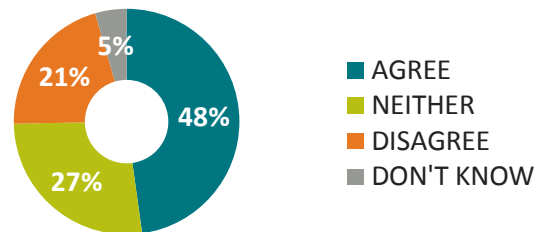


Base: 12361/17903 adults aged 16-64 across Argentina, Australia, Belgium, Brazil, Canada, France, Germany, Great Britain, Hungary, India, Italy, Japan, Mexico, Poland, Russia, Saudi Arabia, South Africa, South Korea, Spain, Sweden, Turkey, United States, Serbia, Peru, July 2017

“Immigration is causing my country to change in ways that I don’t like”

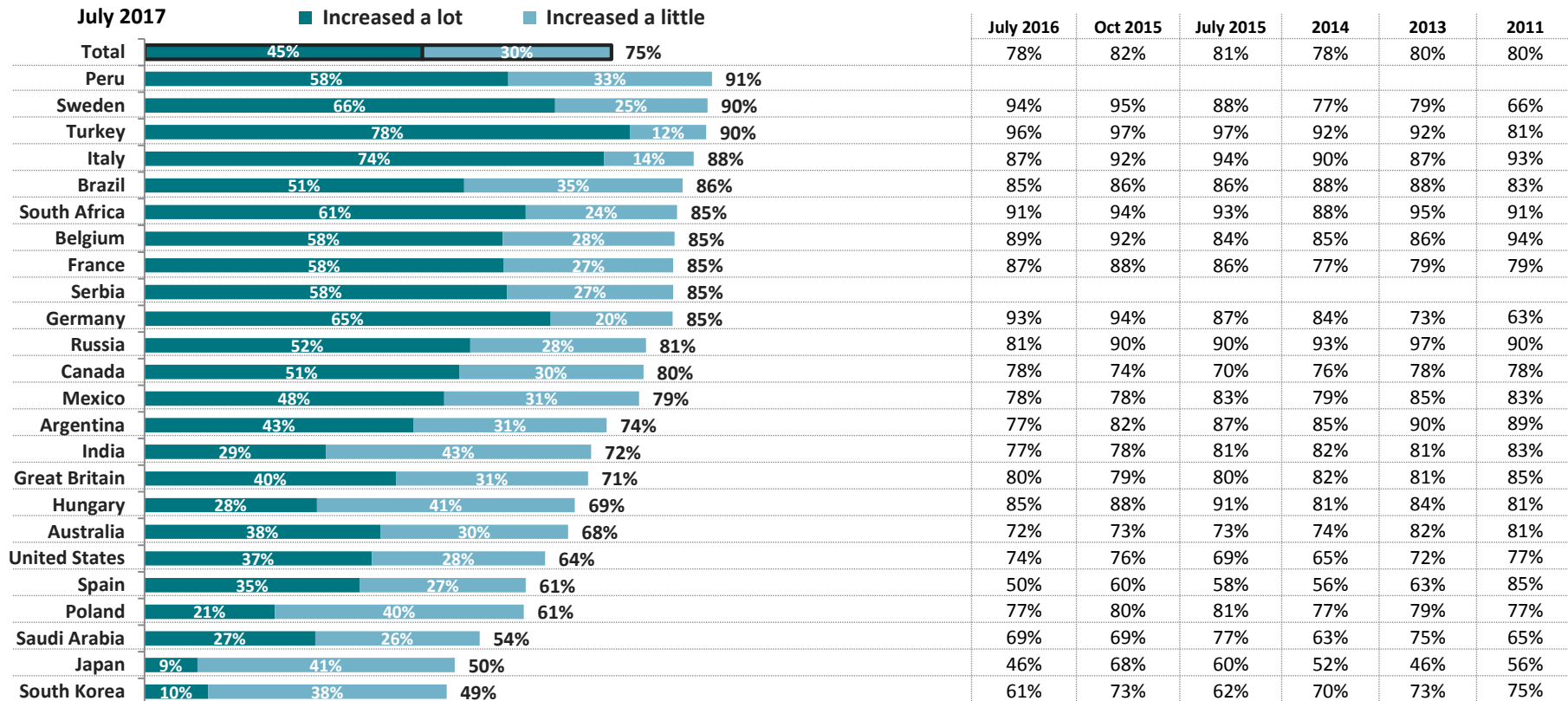


“There are too many immigrants in our country”



IPSOS IMMIGRATION AND REFUGEES POLL

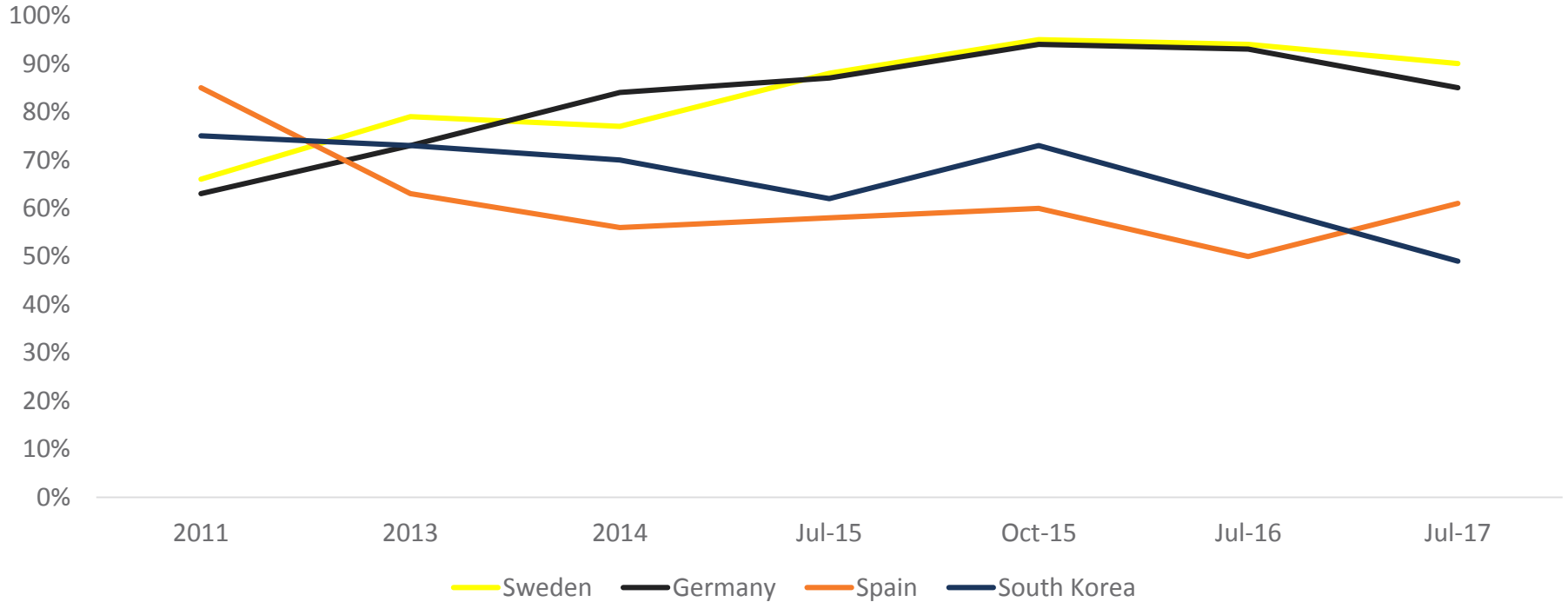
Most countries believe immigration has increased over last five years



Over the last 5 years, in your opinion has the amount of migrants in your country decreased or increased?

IPSOS IMMIGRATION AND REFUGEES POLL

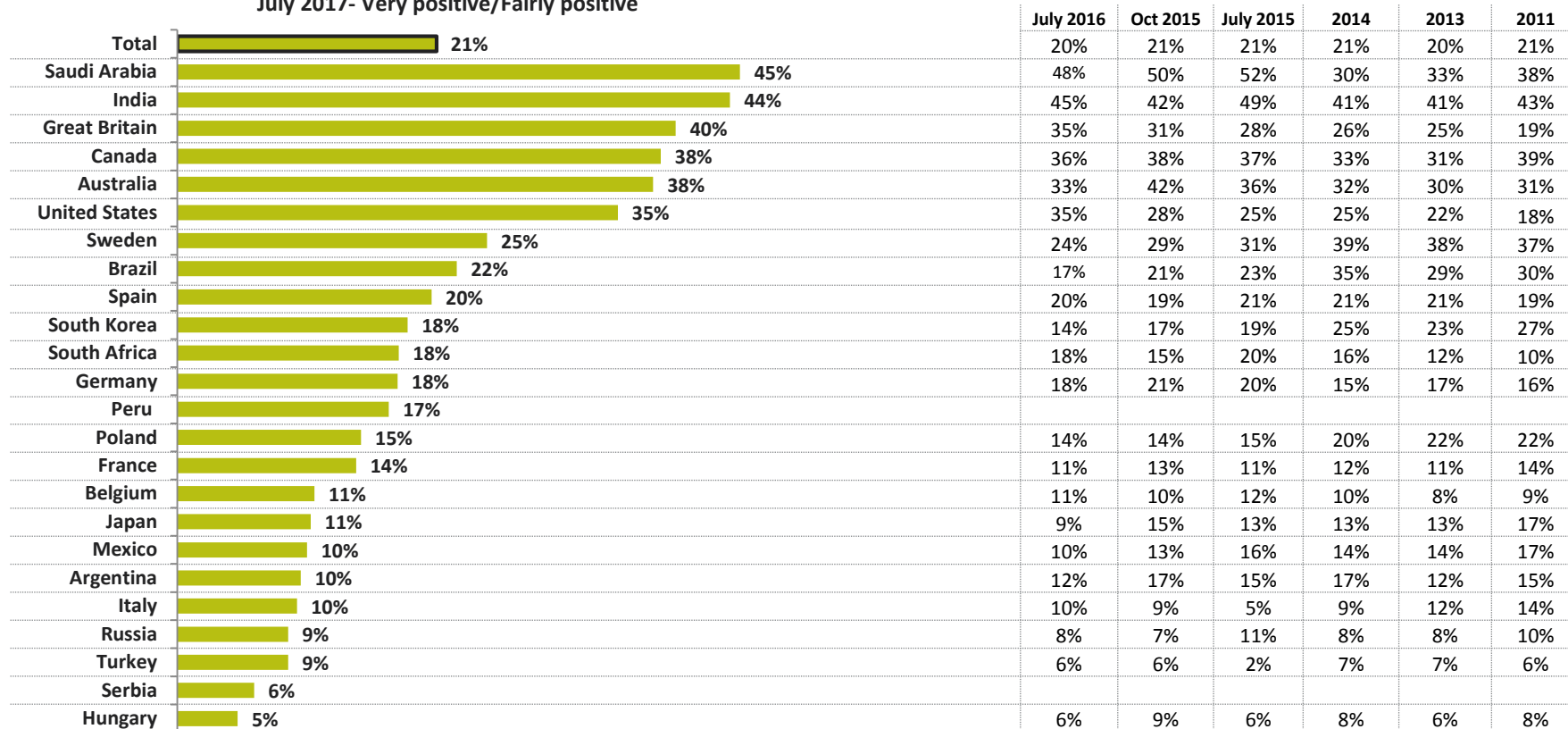
Biggest change since 2011 in Germany and Sweden



Over the last 5 years, in your opinion has the amount of migrants in your country decreased or increased?

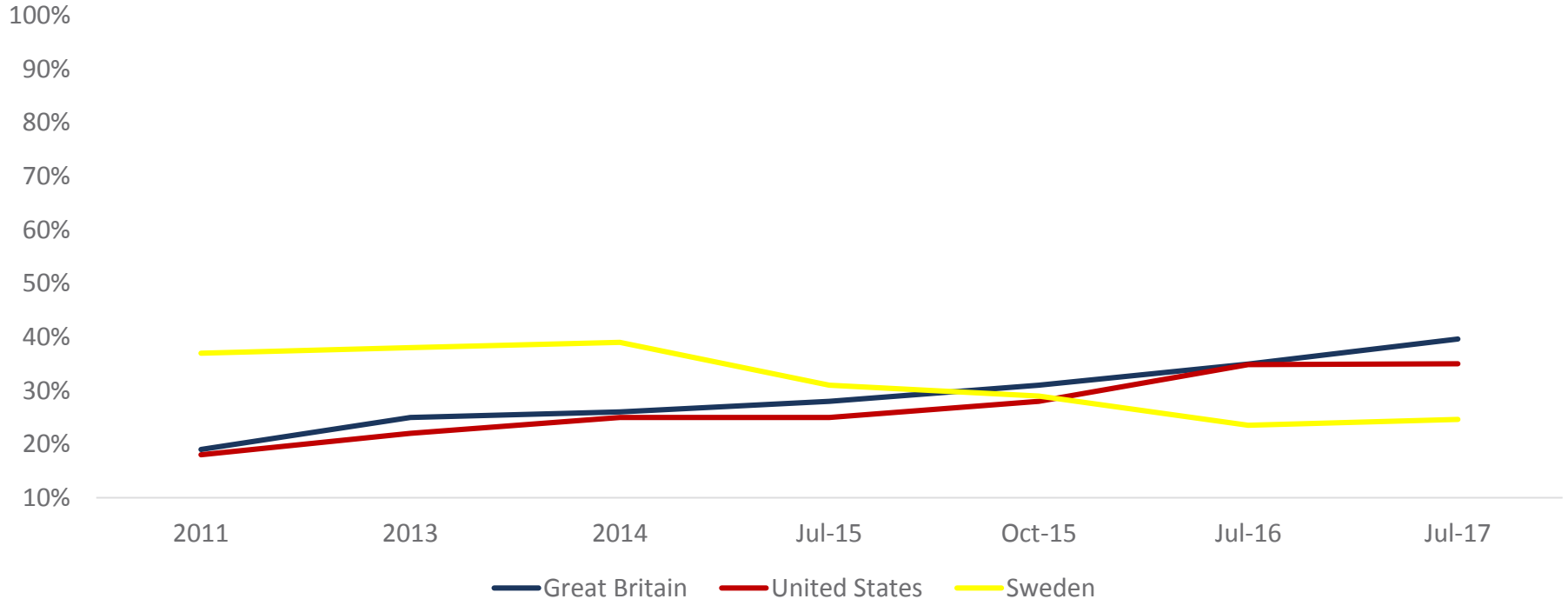
Very few in most countries think immigration has had a positive impact

July 2017- Very positive/Fairly positive



Would you say that immigration has generally had a positive or negative impact on your country?

Britain and the USA have seen the biggest shifts becoming more positive since 2011 while Sweden has become less positive

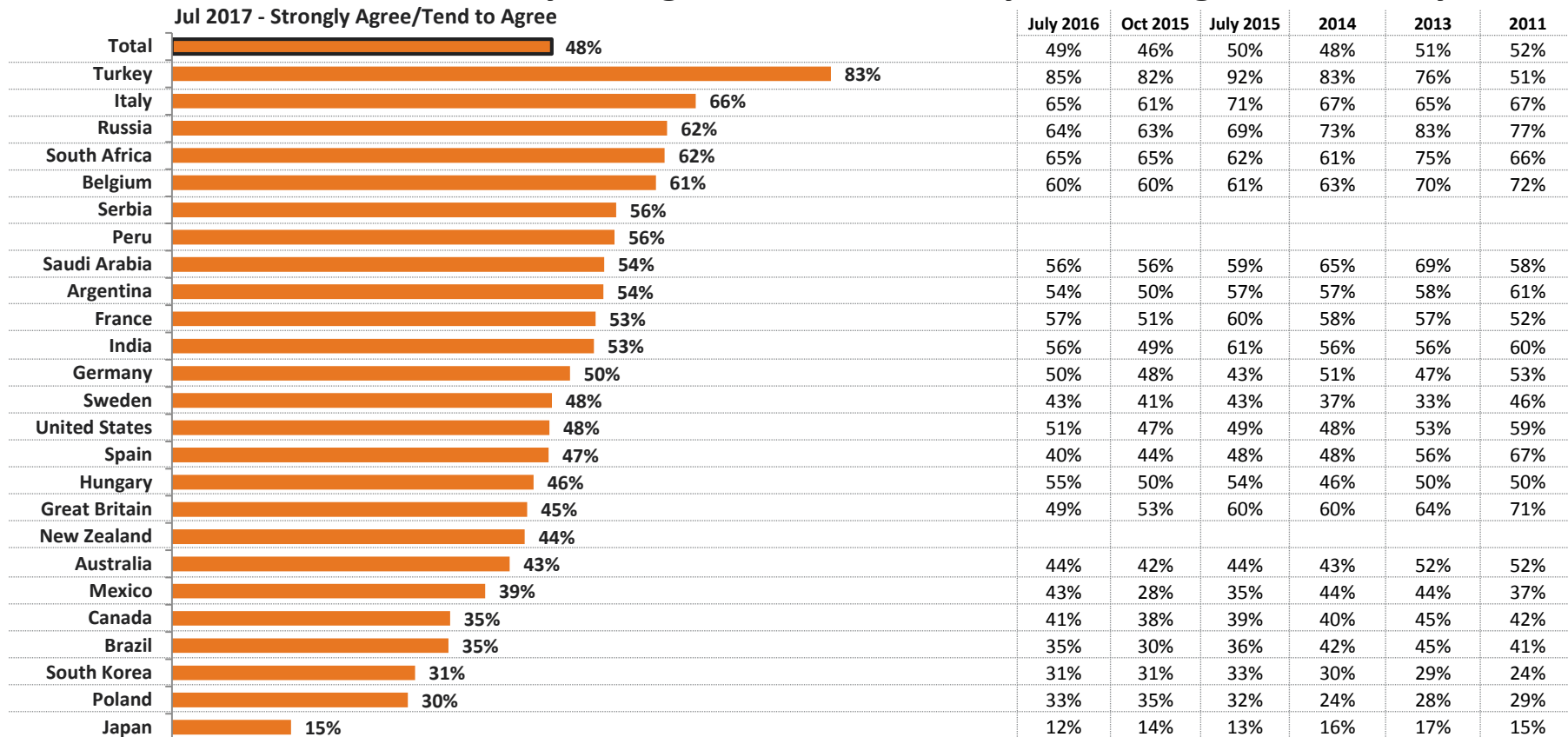


Would you say that immigration has generally had a positive or negative impact on your country?

IPSOS IMMIGRATION AND REFUGEES POLL

Half believe “there are too many immigrants in our country”, while highest in Turkey and Italy

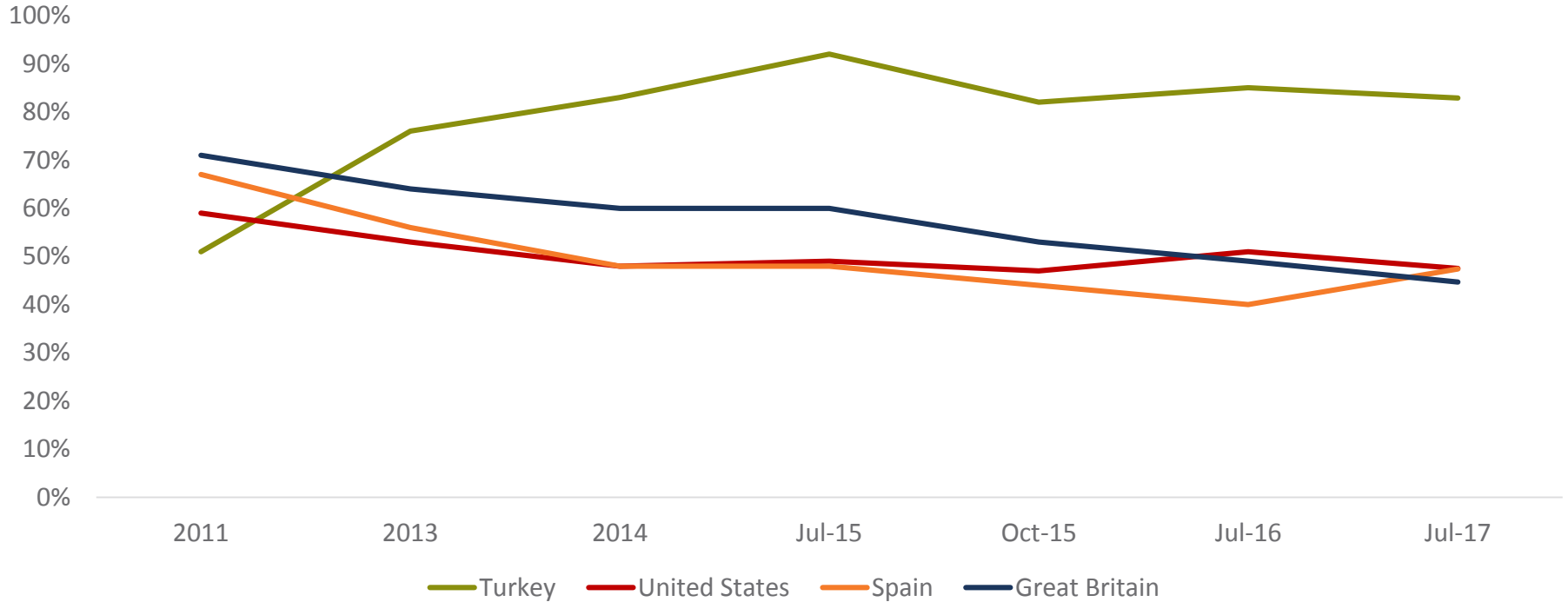
Jul 2017 - Strongly Agree/Tend to Agree



Please tell whether you agree or disagree with the following statement – “There are too many immigrants in our country”

IPSOS IMMIGRATION AND REFUGEES POLL

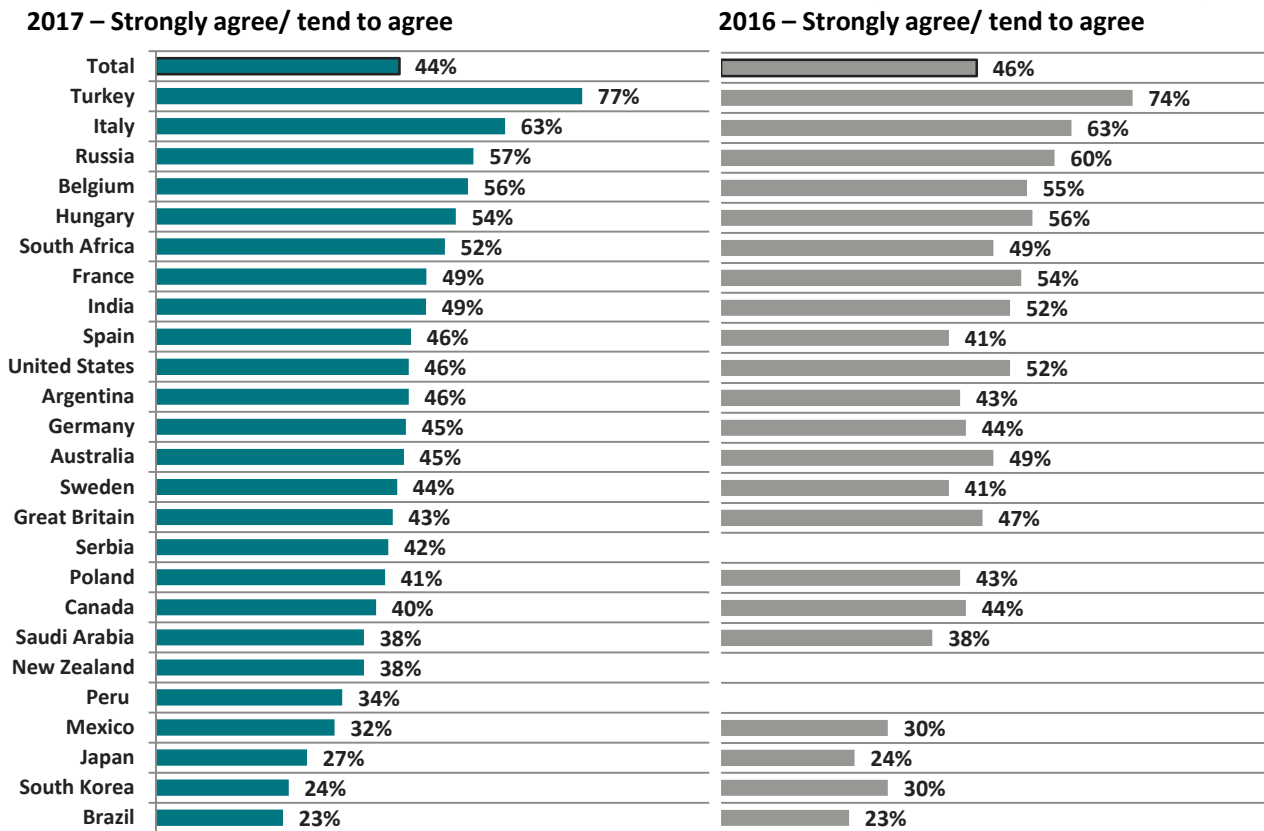
Britain and the USA have also become less inclined to say there are “too many immigrants” in their country since 2011 while this has increased in Turkey



Please tell whether you agree or disagree with the following statement – “There are too many immigrants in our country”

IPSOS IMMIGRATION AND REFUGEES POLL

On average, less than half feel uncomfortable with changes brought on by immigration



Please tell whether you agree or disagree with the following statement – “Immigration is causing my country to change in ways that I don’t like”.



IMPACT OF IMMIGRATION

GAME CHANGERS



IPSOS IMMIGRATION AND REFUGEES POLL

Attitudes split on impact of immigration – but most concerns over pressure on public services and jobs/economy

Immigration has placed too much pressure on public services in your country



Immigrants in your country have made it more difficult for people of your nationality to get jobs



Immigration is good for the economy of your country



Priority should be given to immigrants with higher education and qualifications who can fill shortages among certain professions in your country



Immigrants make your country a more interesting place to live



STRONGLY AGREE

TEND TO AGREE

NEITHER AGREE NOR DISAGREE

TEND TO DISAGREE

STRONGLY DISAGREE

DON'T KNOW

IPSOS IMMIGRATION AND REFUGEES POLL

Most countries concerned about immigration placing pressure on public services

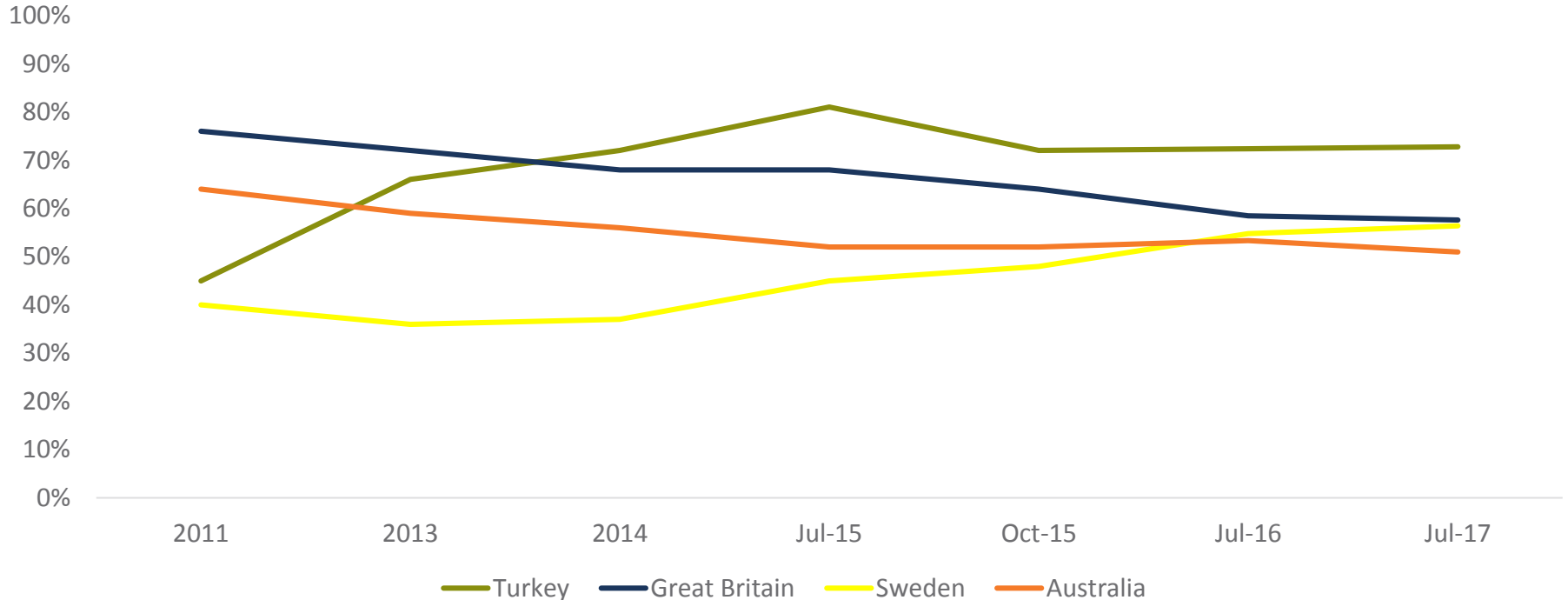
July 2017 - Strongly Agree/Tend to Agree

		July 2016	Oct 2015	July 2015	2014	2013	2011
Total	49%	50%	50%	50%	49%	52%	51%
Turkey	73%	72%	72%	81%	72%	66%	45%
South Africa	65%	62%	62%	59%	61%	74%	63%
Italy	61%	59%	58%	67%	63%	59%	56%
Great Britain	58%	59%	64%	68%	68%	72%	76%
Belgium	57%	58%	63%	56%	63%	68%	68%
Sweden	56%	55%	48%	45%	37%	36%	40%
United States	56%	60%	59%	58%	58%	65%	66%
India	55%	57%	51%	61%	59%	58%	58%
France	55%	60%	64%	60%	61%	63%	56%
Hungary	53%	57%	62%	53%	53%	58%	59%
Spain	53%	50%	51%	52%	56%	59%	70%
New Zealand	53%						
Argentina	52%	55%	48%	53%	53%	55%	62%
Serbia	51%						
Germany	51%	52%	53%	47%	52%	50%	58%
Australia	51%	53%	52%	52%	56%	59%	64%
Canada	50%	51%	47%	45%	51%	56%	56%
Russia	45%	45%	49%	43%	48%	52%	43%
Peru	36%						
Saudi Arabia	36%	45%	42%	49%	59%	54%	44%
Poland	35%	34%	42%	34%	30%	30%	27%
South Korea	35%	35%	39%	31%	34%	36%	25%
Brazil	33%	36%	32%	37%	35%	43%	37%
Mexico	32%	32%	27%	34%	34%	38%	33%
Japan	26%	21%	25%	21%	25%	29%	28%

Please tell whether you agree or disagree with the following statement – “Immigration has placed too much pressure on public services in your country”

IPSOS IMMIGRATION AND REFUGEES POLL

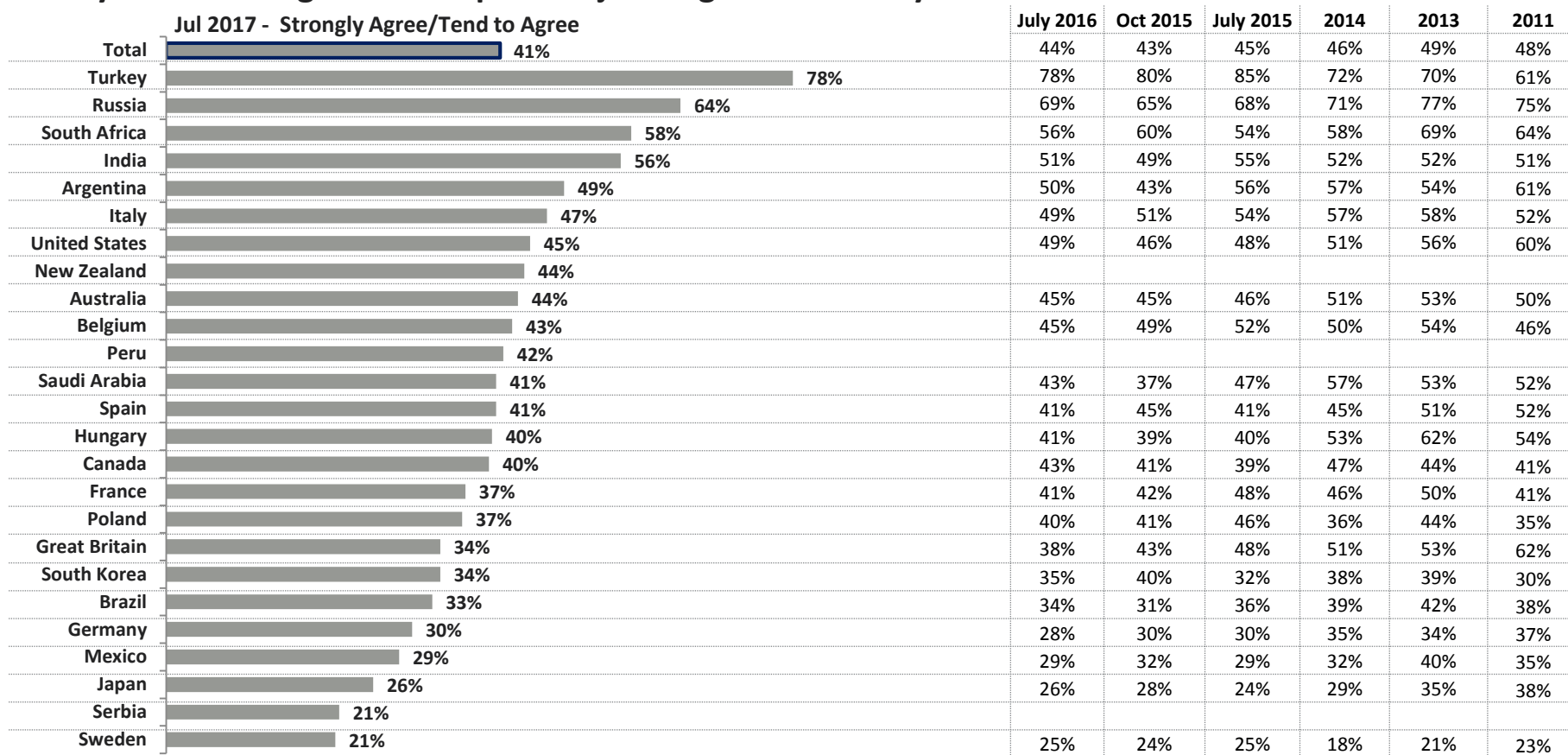
Turkey and Sweden have become more worried about immigration's pressure on public services since 2011 while Britain and Australia have become less concerned



Please tell whether you agree or disagree with the following statement – “Immigration has placed too much pressure on public services in your country”

IPSOS IMMIGRATION AND REFUGEES POLL

Worry about immigration's impact on jobs highest in Turkey and Russia



Please tell whether you agree or disagree with the following statement – “Immigrants in your country have made it more difficult for people of your nationality to get jobs”

IPSOS IMMIGRATION AND REFUGEES POLL

Big differences on economic impact of immigration – but rarely positive

Jul 2017 - Strongly agree/Tend to agree

	July 2016	Oct 2015	July 2015	2014	2013	2011
Total	28%	28%	28%	27%	26%	28%
Saudi Arabia	51%	47%	52%	44%	43%	41%
Great Britain	47%	38%	38%	32%	31%	27%
New Zealand	47%					
India	46%	43%	48%	40%	45%	45%
Canada	43%	42%	43%	40%	40%	43%
United States	42%	36%	30%	28%	26%	23%
Australia	41%	40%	46%	37%	34%	36%
Peru	34%					
Sweden	31%	33%	35%	38%	37%	28%
South Africa	28%	30%	25%	36%	27%	18%
Brazil	27%	27%	32%	33%	37%	40%
Germany	27%	26%	28%	27%	23%	24%
Spain	26%	30%	29%	26%	27%	29%
Poland	26%	23%	16%	17%	24%	26%
South Korea	23%	22%	21%	23%	26%	23%
Mexico	20%	27%	31%	22%	23%	25%
Japan	19%	20%	26%	20%	23%	22%
Argentina	19%	19%	23%	20%	25%	20%
Belgium	18%	19%	19%	19%	16%	13%
France	16%	16%	23%	15%	19%	21%
Italy	15%	15%	20%	14%	18%	23%
Turkey	11%	15%	11%	14%	11%	17%
Hungary	9%	15%	16%	13%	14%	13%
Russia	9%	12%	8%	13%	12%	15%
Serbia	8%					

Please tell whether you agree or disagree with the following statement – “Immigration is good for the economy of your country”

IPSOS IMMIGRATION AND REFUGEES POLL

New Zealanders most likely to want to give priority to high-skilled immigrants to fill shortages

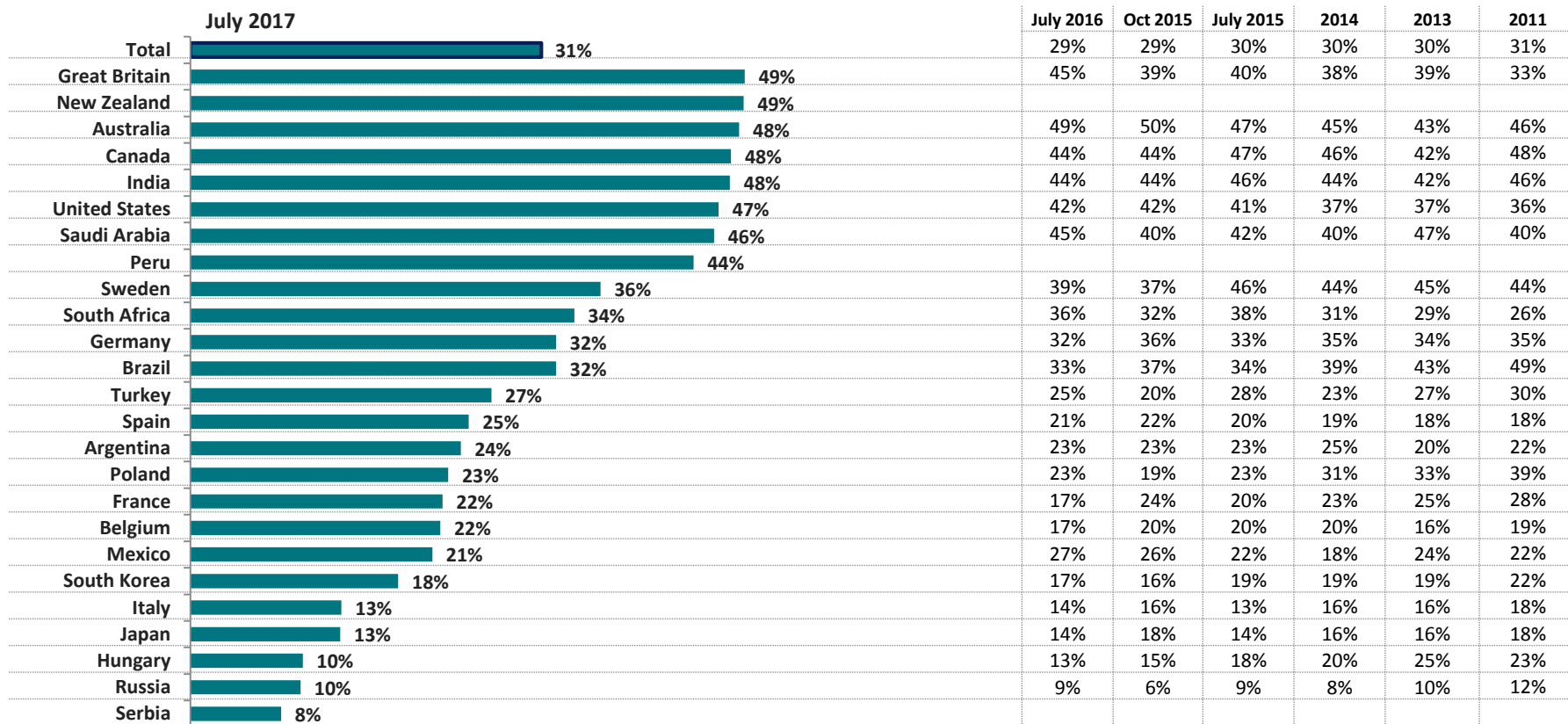
Jul 2017 - Strongly Agree/Tend to Agree

	July 2016	Oct 2015	July 2015	2014	2013	2011
Total	40%	42%	41%	42%	42%	45%
New Zealand	58%					
Saudi Arabia	56%	55%	51%	55%	56%	57%
Great Britain	55%	61%	57%	54%	59%	58%
South Africa	54%	56%	52%	60%	55%	56%
Australia	51%	52%	50%	46%	44%	51%
Canada	51%	50%	53%	49%	57%	62%
India	50%	50%	50%	55%	48%	52%
Russia	46%	49%	57%	50%	55%	57%
United States	43%	38%	38%	35%	33%	34%
Sweden	42%	48%	43%	42%	39%	30%
Germany	42%	37%	43%	43%	47%	41%
Turkey	39%	43%	44%	44%	43%	43%
Peru	38%					
Poland	36%	33%	37%	31%	27%	30%
Argentina	35%	39%	34%	34%	36%	36%
Spain	33%	31%	33%	31%	36%	39%
France	33%	32%	42%	37%	46%	48%
Mexico	32%	28%	27%	40%	32%	30%
South Korea	31%	29%	28%	31%	29%	29%
Japan	29%	26%	36%	26%	28%	28%
Hungary	28%	33%	38%	34%	33%	33%
Belgium	27%	33%	33%	40%	45%	44%
Brazil	25%	27%	26%	30%	39%	36%
Italy	24%	26%	27%	24%	26%	34%
Serbia	20%					

Please tell whether you agree or disagree with the following statement – “Priority should be given to immigrants with higher education and qualifications who can fill shortages among certain professions in your country”

IPSOS IMMIGRATION AND REFUGEES POLL

Differences also seen on cultural impact – Commonwealth countries, Great Britain, North America, Saudi Arabia and Peru a bit more positive



Please tell whether you agree or disagree with the following statement – “Immigrants make your country a more interesting place to live”

Base: 17,903 adults aged 16-64 across Argentina, Australia, Belgium, Brazil, Canada, France, Germany, Great Britain, Hungary, India, Italy, Japan, Mexico, Poland, Russia, Saudi Arabia, South Africa, South Korea, Spain, Sweden, Turkey, United States, Serbia, Peru, New Zealand, July 2017



ATTITUDES TO REFUGEE CRISIS

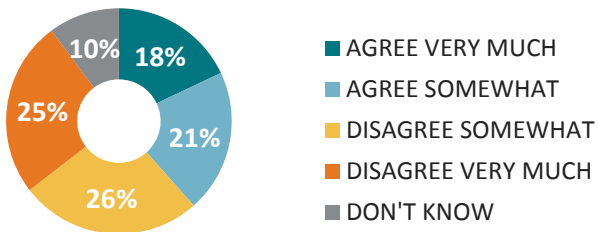
GAME CHANGERS



IPSOS IMMIGRATION AND REFUGEES POLL

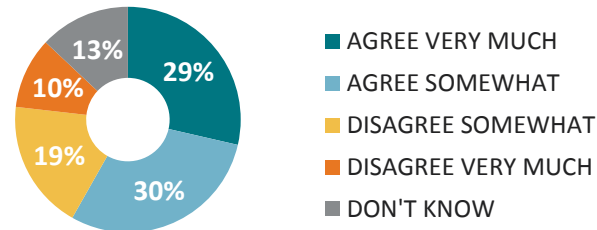
Two in five want to close borders, but concern about terrorism and motives while spilt on refugees' ability to integrate

"We must close our borders to refugees entirely—we can't accept any at this time"



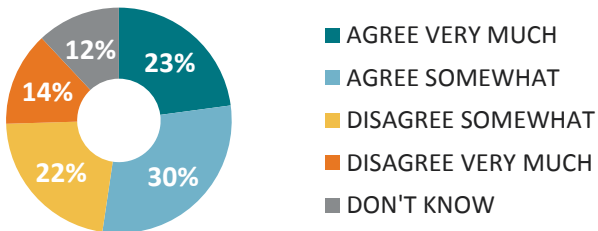
Base: 12361/17903 adults aged 16-64 across Argentina, Australia, Belgium, Brazil, Canada, France, Germany, Great Britain, Hungary, India, Italy, Japan, Mexico, Poland, Russia, Saudi Arabia, South Africa, South Korea, Spain, Sweden, Turkey, United States, Serbia, Peru, July 2017

"There are terrorists pretending to be refugees who will enter my country to cause violence and destruction"



Base: 11861/17401 adults aged 16-64 across Argentina, Australia, Belgium, Brazil, Canada, France, Germany, Great Britain, Hungary, India, Italy, Japan, Mexico, Poland, Russia, South Africa, South Korea, Spain, Sweden, Turkey, United States, Serbia, Peru, July 2017

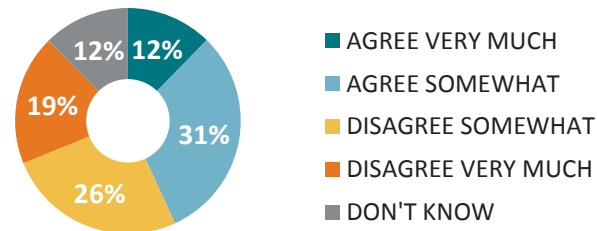
"Most foreigners who want to get into my country as a refugee really aren't refugees. They just want to come here for economic reasons, or to take advantage of our welfare services"



©Ipsos.

Base: 12361/17903 adults aged 16-64 across Argentina, Australia, Belgium, Brazil, Canada, France, Germany, Great Britain, Hungary, India, Italy, Japan, Mexico, Poland, Russia, Saudi Arabia, South Africa, South Korea, Spain, Sweden, Turkey, United States, Serbia, Peru, July 2017

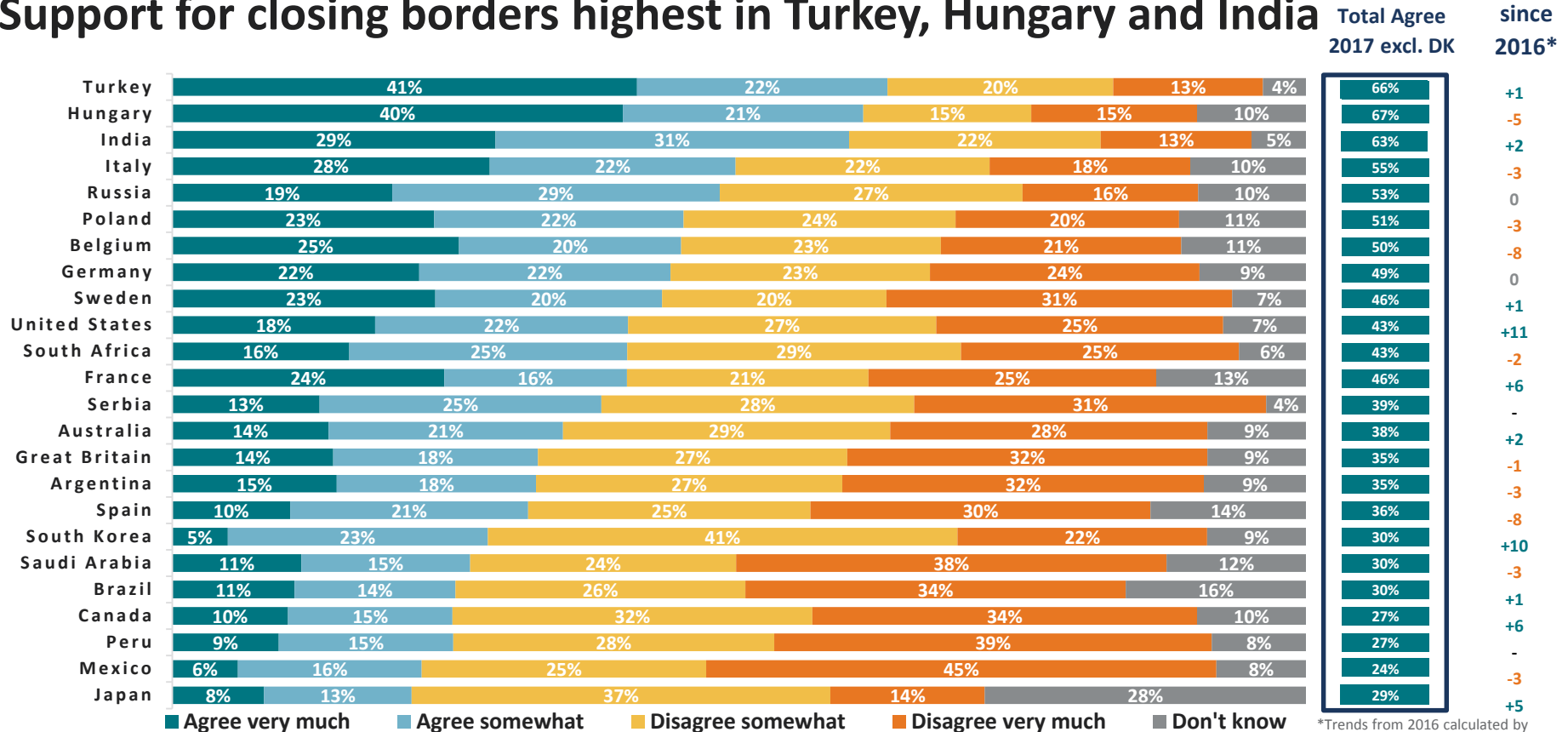
"I'm confident that most refugees who come to my country will successfully integrate into their new society"



GAME CHANGERS



Support for closing borders highest in Turkey, Hungary and India



Please tell whether you agree or disagree with the following statement – “We must close our borders to refugees entirely - we can’t accept any at this time”

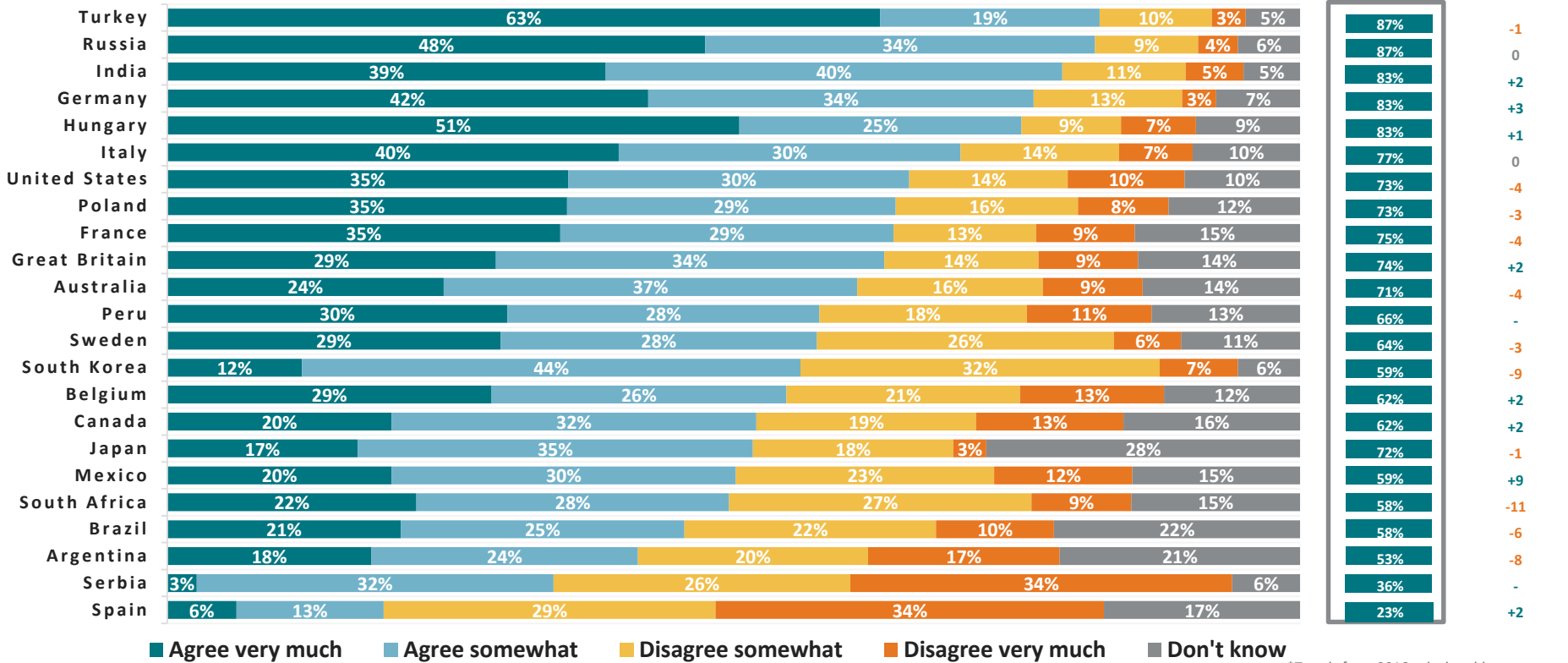
Base: 17,903 adults aged 16-64 across Argentina, Australia, Belgium, Brazil, Canada, France, Germany, Great Britain, Hungary, India, Italy, Japan, Mexico, Poland, Russia, Saudi Arabia, South Africa, South Korea, Spain, Sweden, Turkey, United States, Serbia, Peru, July 2017

*Trends from 2016 calculated by repercentaging 2017 figures to exclude don't knows

GAME CHANGERS



Majority in most countries believe terrorists are pretending to be refugees



■ Agree very much
 ■ Agree somewhat
 ■ Disagree somewhat
 ■ Disagree very much
 ■ Don't know

Please tell whether you agree or disagree with the following statement – “There are terrorists pretending to be refugees who will enter my country to cause violence and destruction”

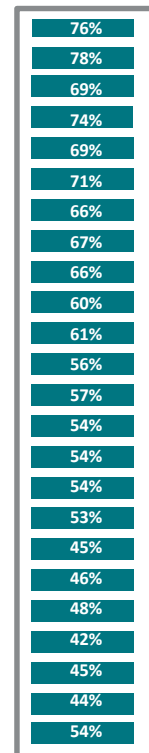
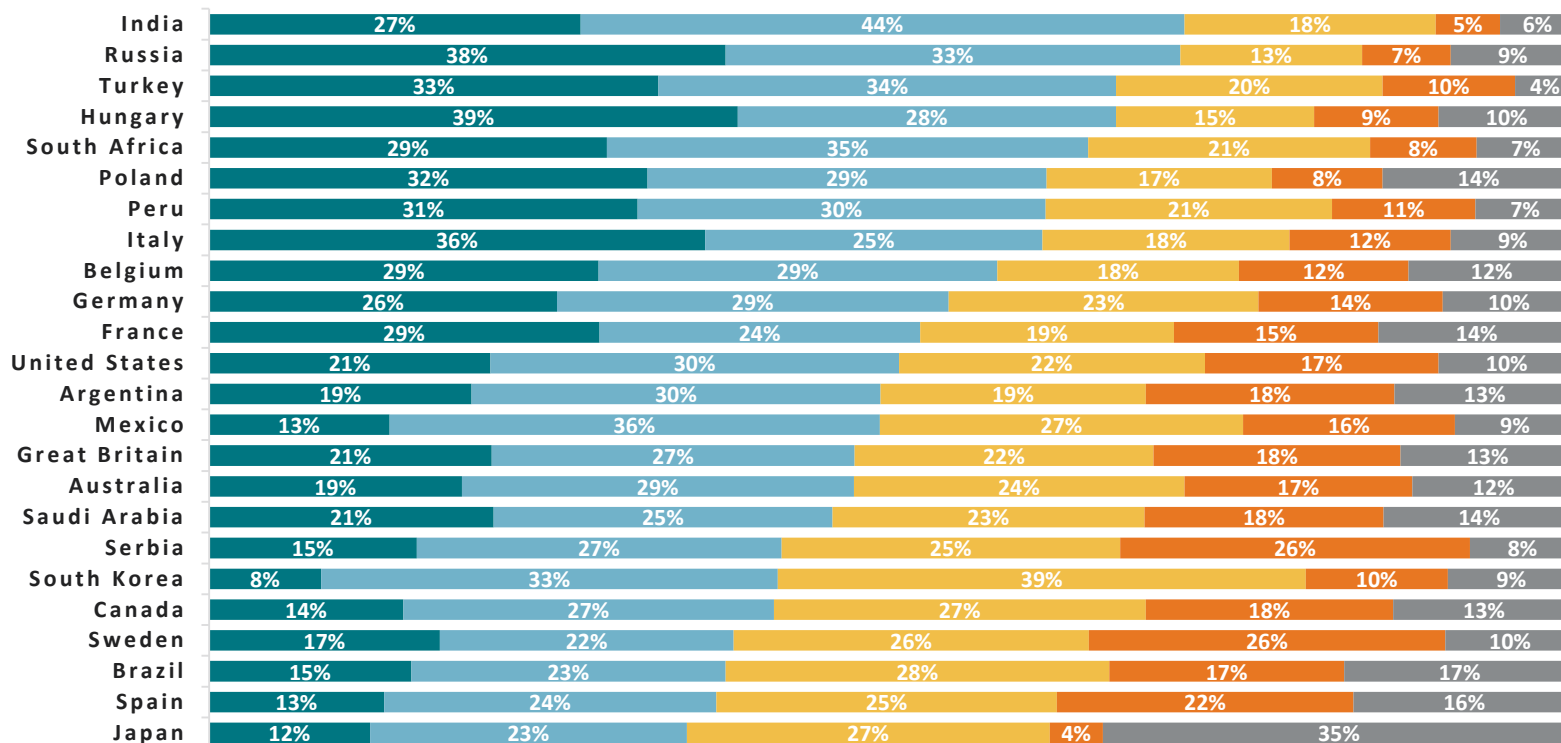
*Trends from 2016 calculated by repercentaging 2017 figures to exclude don't knows

IPSOS IMMIGRATION AND REFUGEES POLL

Many also doubt whether refugees really are refugees

Total Agree
2017 excl. DK

Change
since
2016*



■ Agree very much
 ■ Agree somewhat
 ■ Disagree somewhat
 ■ Disagree very much
 ■ Don't know

Please tell whether you agree or disagree with the following statement – “Most foreigners who want to get into my country as a refugee really aren’t refugees. They just want to come here for economic reasons, or to take advantage of our welfare services”

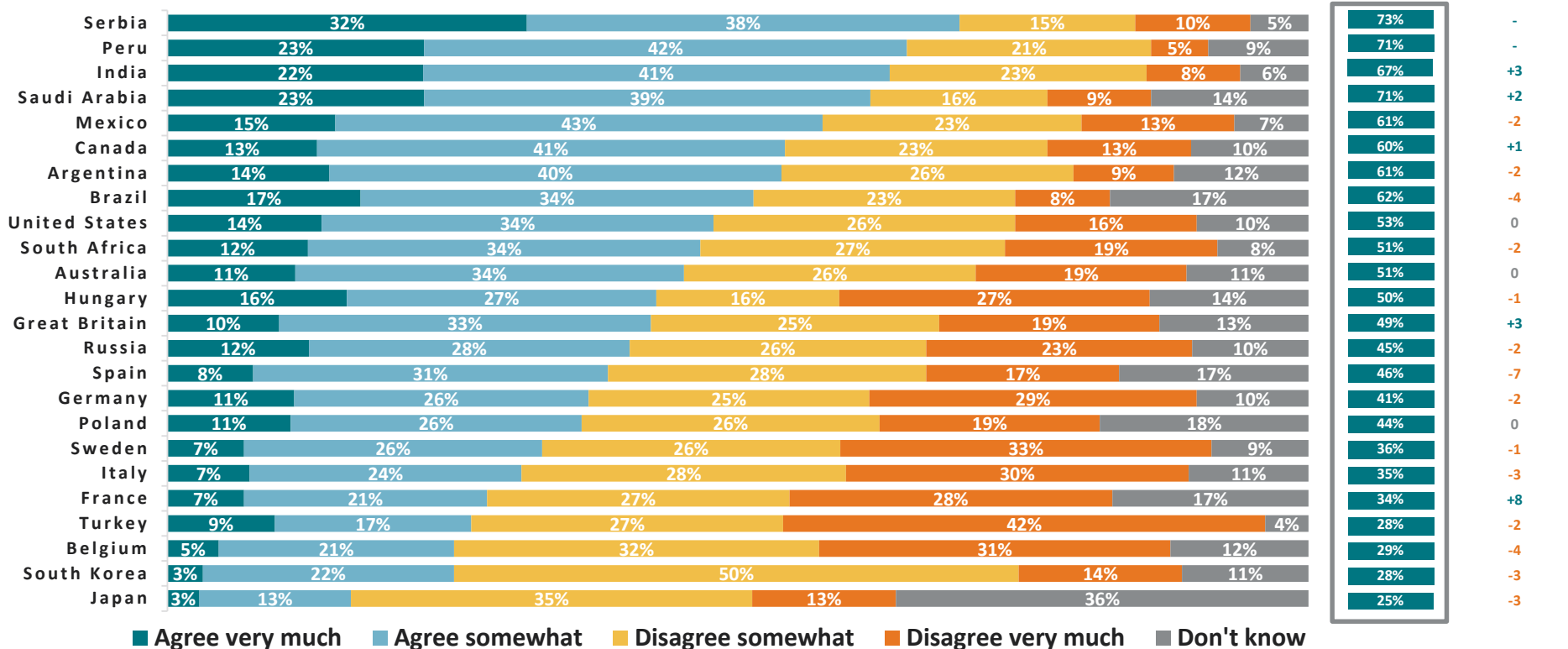
*Trends from 2016 calculated by repercentaging 2017 figures to exclude don't knows

IPSOS IMMIGRATION AND REFUGEES POLL

Serbia, Peru, India and Saudi Arabia most confident about integration

Total Agree
2017 excl. DK

Change
since 2015*



Please tell whether you agree or disagree with the following statement – “I’m confident that most refugees who come to my country will successfully integrate into their new society”

*Trends from 2016 calculated by repercentaging 2017 figures to exclude don't knows

IPSOS IMMIGRATION AND REFUGEES POLL

Methodology

- These are the findings of the Global @dvisor Immigration tracker 2011-2017. In total 17,903 interviews were conducted between 24 June and 8 July 2017 among adults aged 18-64 in the US and Canada, and adults aged 16-64 in all other countries.
- The survey was conducted in 25 countries around the world via the Ipsos Online Panel system. The countries reporting herein are across Argentina, Australia, Belgium, Brazil, Canada, France, Germany, Great Britain, Hungary, India, Italy, Japan, Mexico, Poland, Russia, Saudi Arabia, South Africa, South Korea, Spain, Sweden, Turkey, United States, Serbia, Peru and New Zealand.
- Between 500 and 1000+ individuals participated on a country by country basis via the Ipsos Online Panel. The sample was 1000+ in Australia, Brazil, Canada, China, France, Germany, Great Britain, Italy, Japan, Spain and the United States of America. In all other countries the sample was 500+. The precision of Ipsos online polls is calculated using a credibility interval with a poll of 1,000 accurate to +/- 3.5 percentage points and of 500 accurate to +/- 5.0 percentage points. For more information on Ipsos' use of credibility intervals, please visit the Ipsos website.
- In countries where internet penetration is approximately 60% or higher the data output generally reflects the overall population. Of the 25 countries surveyed online, 17 yield results that are balanced to reflect the general population: Argentina, Australia, Belgium, Canada, France, Germany, Hungary, Italy, Japan, Poland, South Korea, Russia, Saudi Arabia, Spain, Sweden, Great Britain and the United States. The 5 remaining countries surveyed – Brazil (58%), India (19%), Mexico (44%), South Africa (49%) and Turkey (51%) - have lower levels of internet connectivity and reflect online populations that tend to be more urban and have higher education/income than the general population.
- Where results do not sum to 100, this may be due to computer rounding, multiple responses or the exclusion of don't knows or not stated responses.
- Data are weighted to match the profile of the population.

For more information

Sean Simpson

Vice President, Canada
Ipsos Public Affairs

✉ Sean.Simpson@ipsos.com

📞 416-324-2002

ABOUT IPSOS

Ipsos ranks third in the global research industry. With a strong presence in 87 countries, Ipsos employs more than 16,000 people and has the ability to conduct research programs in more than 100 countries. Founded in France in 1975, Ipsos is controlled and managed by research professionals. They have built a solid Group around a multi-specialist positioning – Media and advertising research; Marketing research; Client and employee relationship management; Opinion & social research; Mobile, Online, Offline data collection and delivery.

Ipsos is listed on Eurolist - NYSE-Euronext. The company is part of the SBF 120 and the Mid-60 index and is eligible for the Deferred Settlement Service (SRD).

ISIN code FR0000073298, Reuters ISOS.PA, Bloomberg
IPS:FP
www.ipsos.com

GAME CHANGERS

At Ipsos we are passionately curious about people, markets, brands and society. We deliver information and analysis that makes our complex world easier and faster to navigate and inspires our clients to make smarter decisions.

We believe that our work is important. Security, simplicity, speed and substance applies to everything we do.

Through specialisation, we offer our clients a unique depth of knowledge and expertise. Learning from different experiences gives us perspective and inspires us to boldly call things into question, to be creative.

By nurturing a culture of collaboration and curiosity, we attract the highest calibre of people who have the ability and desire to influence and shape the future.

“GAME CHANGERS” - our tagline - summarises our ambition.

GAME CHANGERS

