

Young People Omnibus 2017

Veracity Index

Topline charts

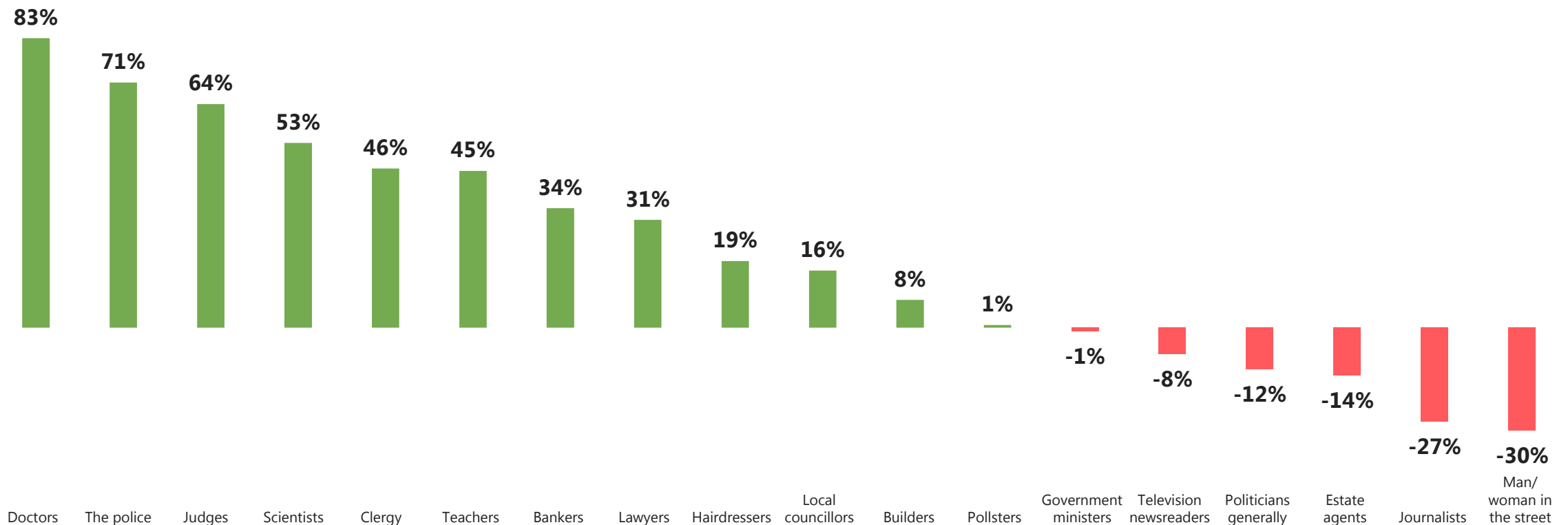
© 2017 Ipsos. All rights reserved. Contains Ipsos' Confidential and Proprietary information and may not be disclosed or reproduced without the prior written consent of Ipsos.



Ipsos MORI
Social Research Institute

Young People Veracity Index

Below, we have listed different types of people. For each would you tell me if you generally trust them to tell the truth, or not?
Net trust (% trust to tell the truth - % do not trust to tell the truth)

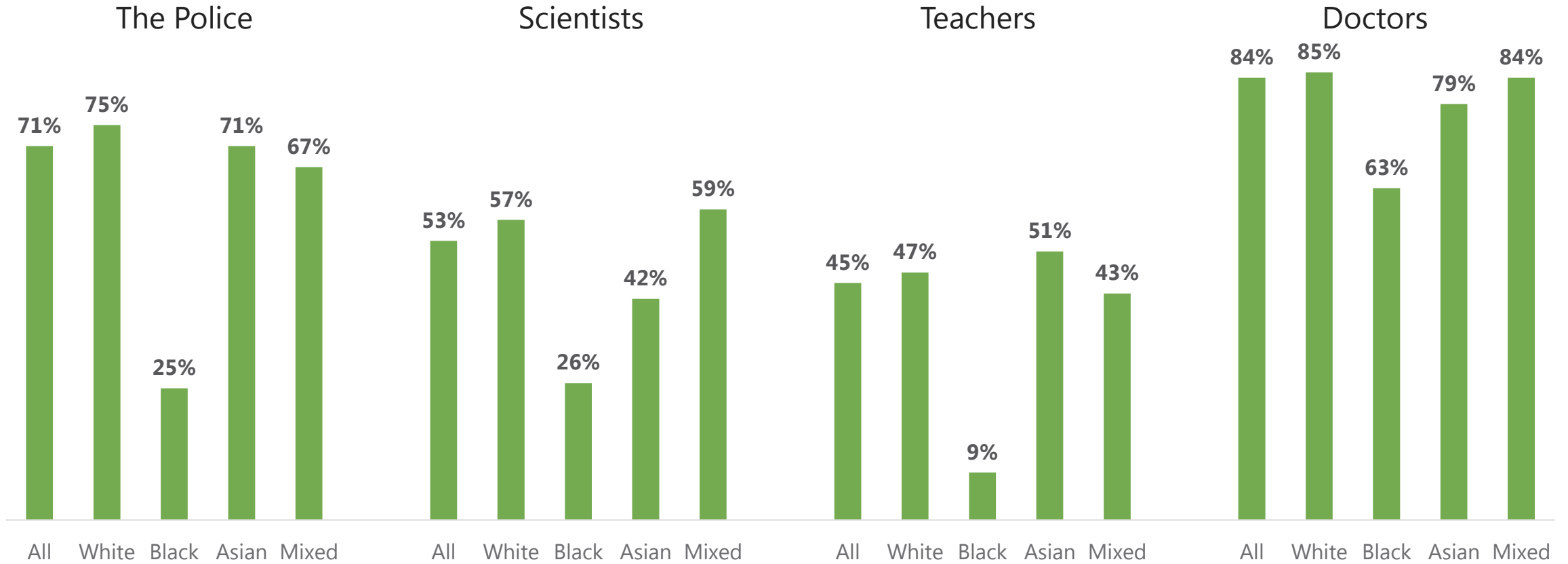


Base: c. 2,300 young people aged 11-16 in compulsory education across England and Wales, interviewed 6 February – 17 May 2017 (excludes non responses)

Ipsos MORI Young People Omnibus 2017

Schoolchildren – trust in professions by ethnicity

Below, we have listed different types of people. For each would you tell me if you generally trust them to tell the truth, or not?
Net trust (% trust - % do not trust)

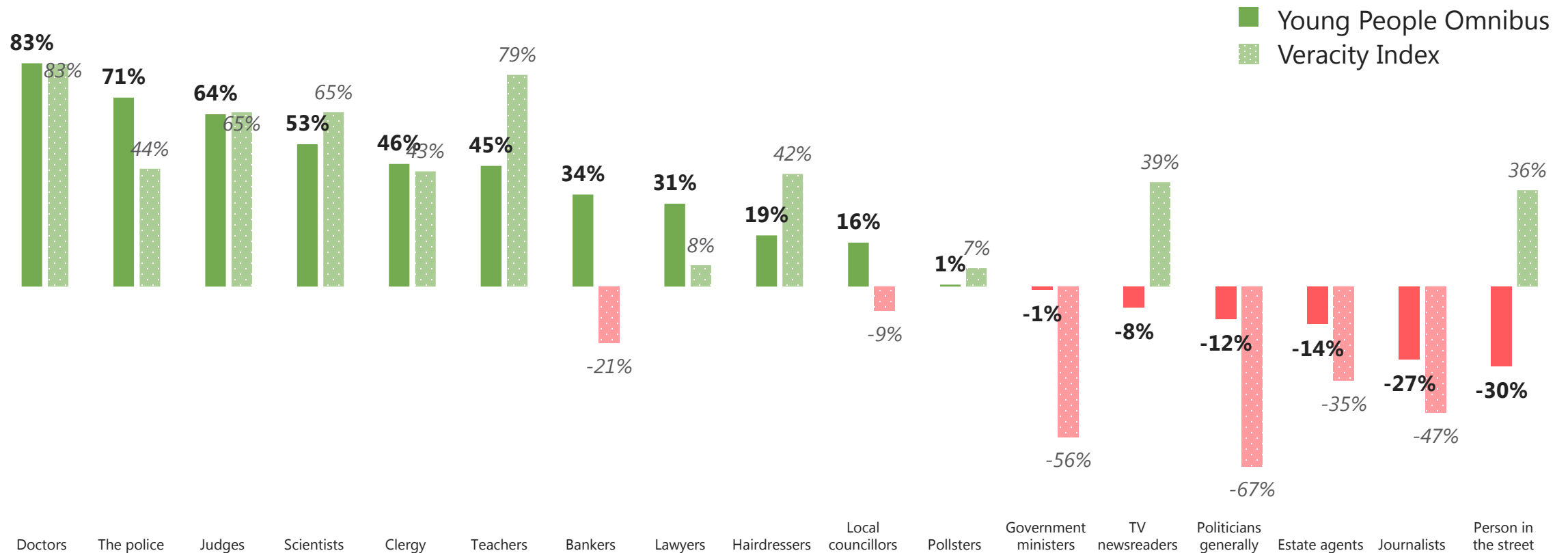


Base: c. 2,300 young people aged 11-16 in compulsory education across England and Wales, interviewed 6 February – 17 May 2017 (excludes non responses)

Ipsos MORI Young People Omnibus 2017

Young People Veracity Index – in comparison

Below, we have listed different types of people. For each would you tell me if you generally trust them to tell the truth, or not?
Net trust – 2017 YPO Index vs 2017 adult Index



Base: (Young People) c. 2,300 young people aged 11-16 in compulsory education across England and Wales, interviewed 6 February – 17 May 2017 (excludes non responses)
 Base (Adults): Base: 1,019 British (England, Scotland and Wales) adults aged 15+, fieldwork 14th October – 1st November 2017

Ipsos MORI Young People Omnibus 2017

Bobby Duffy

Managing Director

Bobby.Duffy@Ipsos.com

@BobbyIpsosMORI

Michael Clemence

Research Manager

Michael.Clemence@Ipsos.com

@mwclemence



Ipsos MORI
Social Research Institute

www.ipsos-mori.com/