

# WHAT WORRIES THE



# Saudi Arabia Report

# November 2017

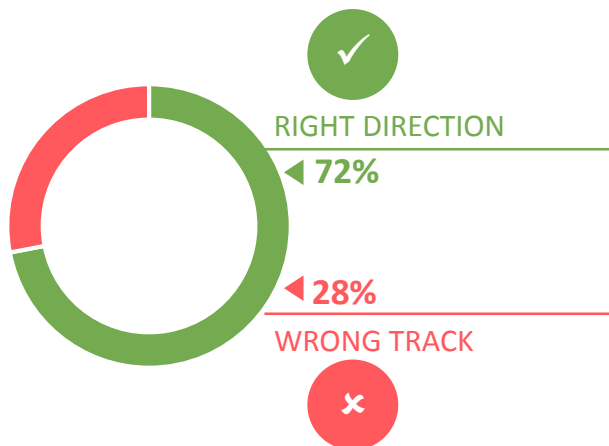
# SAUDI ARABIA SUMMARY: NOVEMBER 2017

The majority (72%) of Saudi Arabian people think things in the country are heading in the right direction.

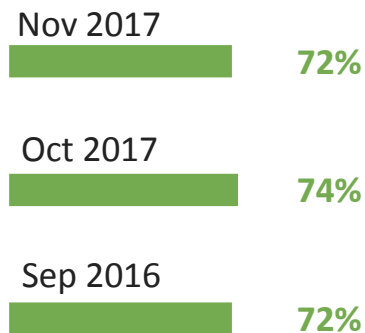
Unemployment currently occupies the top spot for concern with 43% saying this.

Generally speaking, would you say things in this country are heading in the right direction, or are they off on the wrong track?

**RIGHT DIRECTION/  
WRONG TRACK**  
November 2017

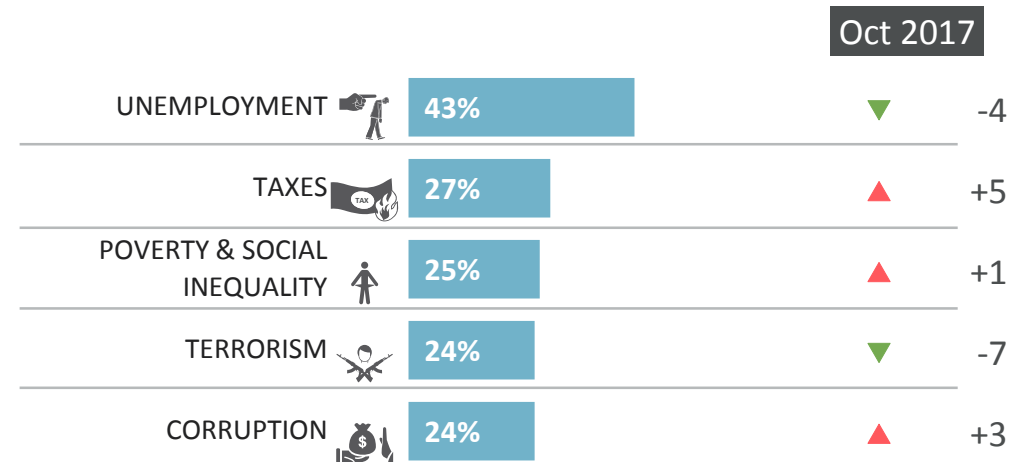


**RIGHT DIRECTION**



Which three of the following topics do you find the most worrying in your country?

% change compared with previous month:



Base: Representative sample of Saudi adults aged 16-64. c.500 per month

Source: Global Advisor

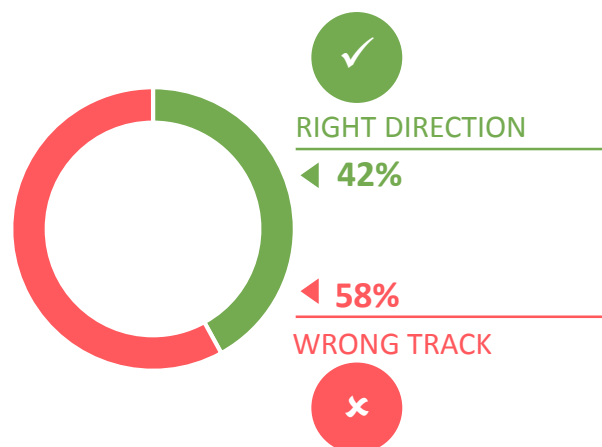
# WORLD SUMMARY: NOVEMBER 2017

The majority (58%) of people around the world think things in their country are on the wrong track.

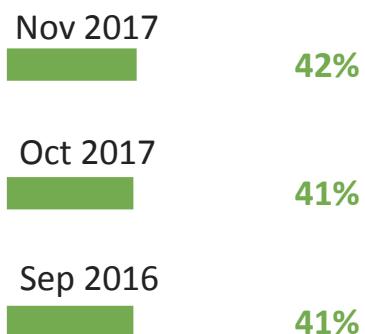
Unemployment currently occupies the top spot for global concern with 35% saying this.

Generally speaking, would you say things in this country are heading in the right direction, or are they off on the wrong track?

**RIGHT DIRECTION/  
WRONG TRACK**  
November 2017



**RIGHT DIRECTION**



Which three of the following topics do you find the most worrying in your country?\*

% change compared with previous month:

Oct 2017

UNEMPLOYMENT		35%	=	
CORRUPTION		33%	▼	-1
POVERTY & SOCIAL INEQUALITY		32%	=	
CRIME & VIOLENCE		31%	▲	+1
HEALTHCARE		24%	▲	+1

Base: Representative sample of adults aged 16-64 in 26 participating countries. c.20,000 per month

Source: Global Advisor



RIGHT

DIRECTION

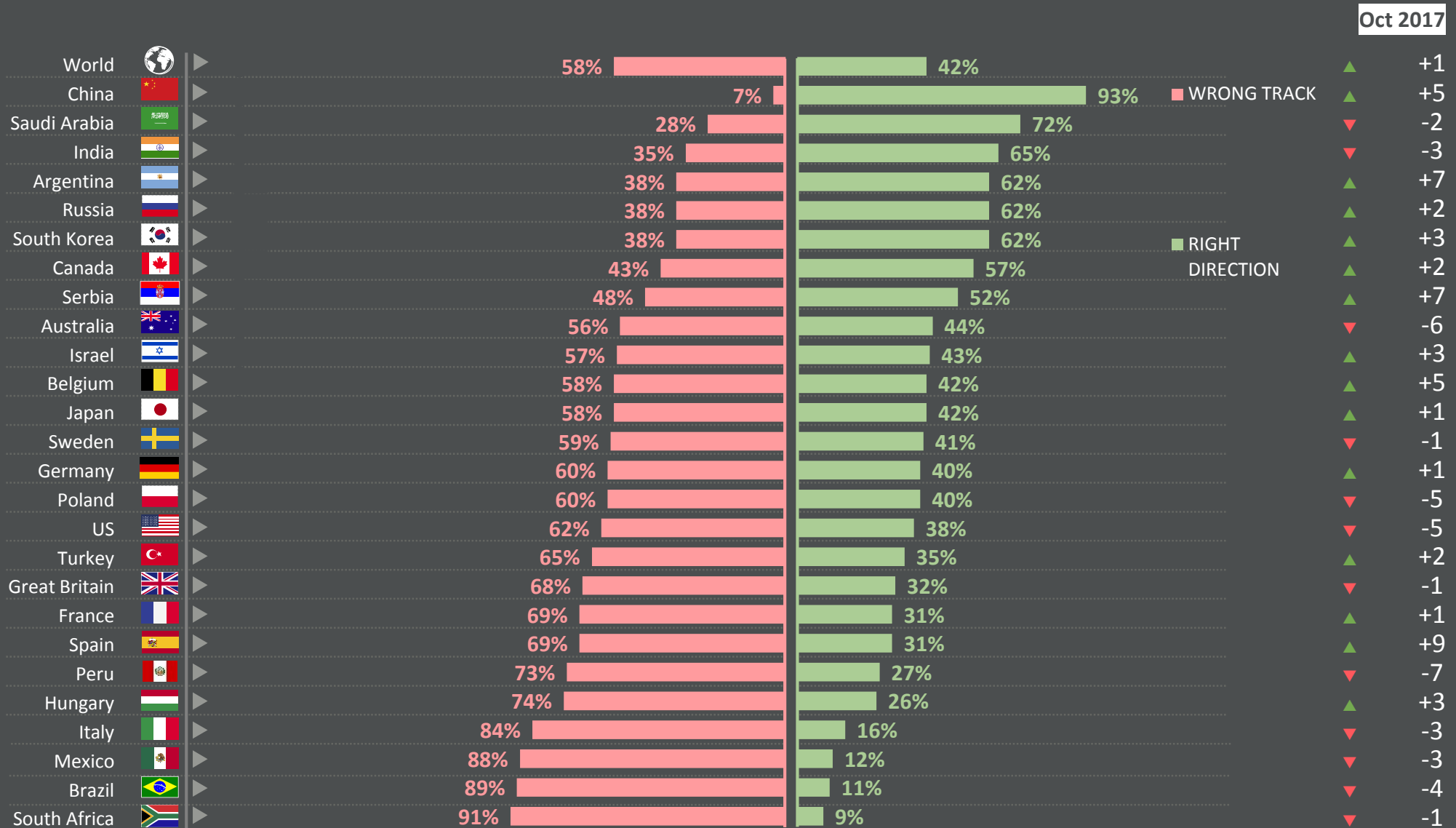
WRONG

TRACK

- Country comparisons
- Trends over time: Saudi Arabia
- Trends over time: World

## COUNTRY COMPARISON

## RIGHT DIRECTION/WRONG TRACK

Right direction % change  
compared with previous month:

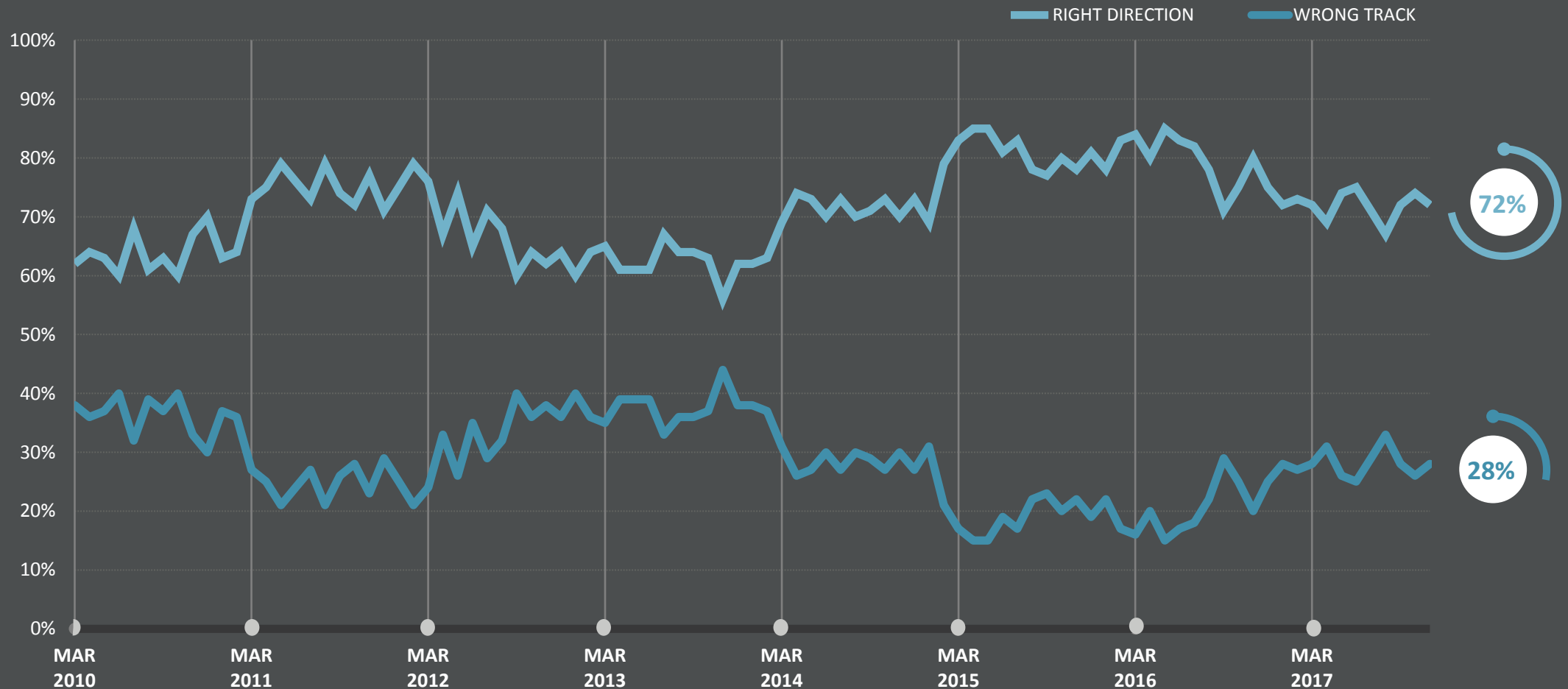
Base: Representative sample of 18,940 adults aged 16-64 in 26 participating countries, October 20th - November 3rd 2017.

Source: Global Advisor

World Worries | November 2017 | Version 1 | Public | © Ipsos 2017

# SAUDI ARABIA: RIGHT DIRECTION/ WRONG TRACK

Generally speaking, would you say things in this country are heading in the right direction, or are they off on the wrong track?



Base: Representative sample of Saudi adults aged 16-64. c.500 per month

Source: Global Advisor

## WORLD: RIGHT DIRECTION/ WRONG TRACK

Generally speaking, would you say things in this country are heading in the right direction, or are they off on the wrong track?



Base: Representative sample of adults aged 16-64, c.18,000 – 20,000 per month.

Source: Global Advisor



# SAUDI ARABIA'S WORRIES

- Saudi Arabia's top worries
- World's top worries
- Trends over time for worries: Saudi Arabia & world



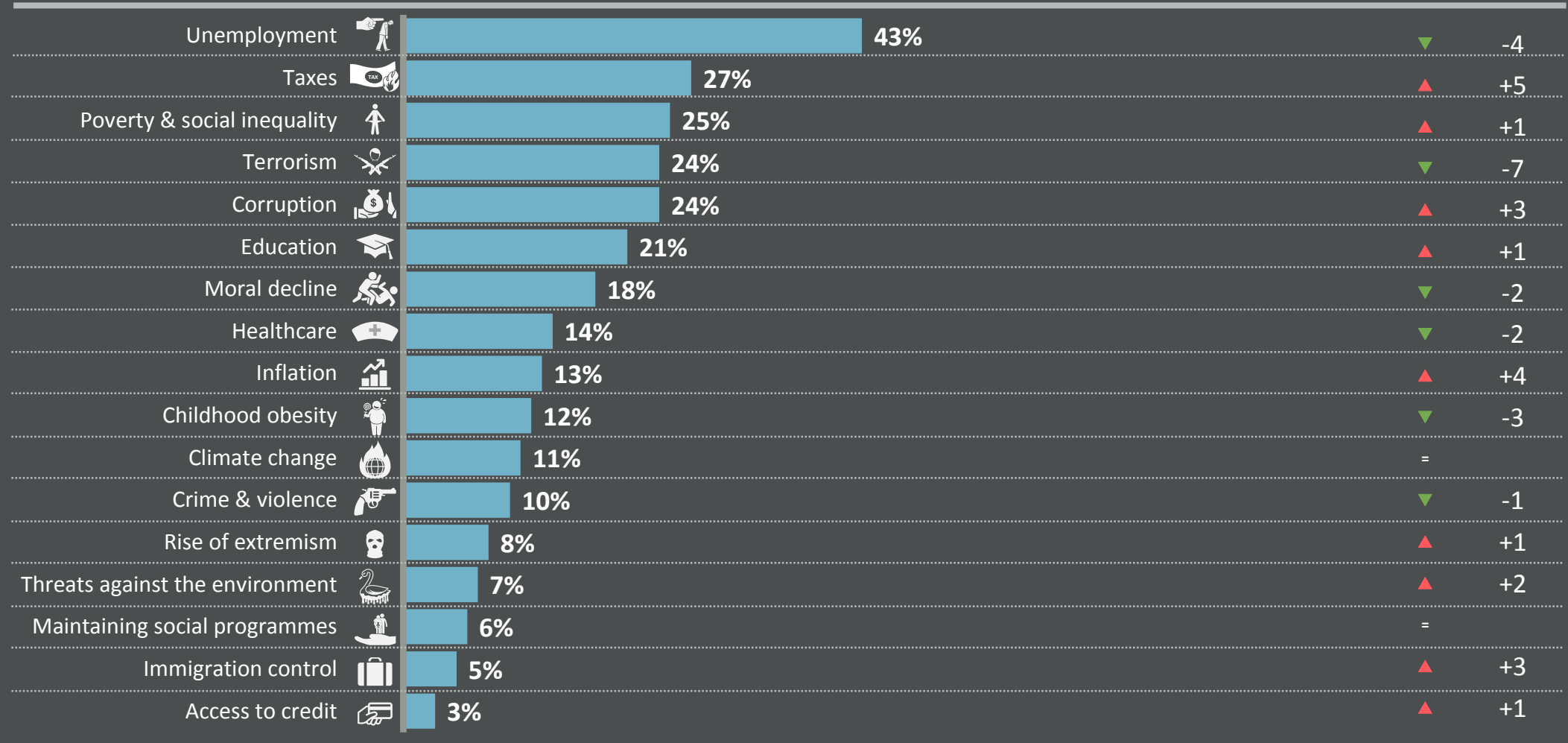
# SAUDI ARABIA'S WORRIES

Which three of the following topics do you find the most worrying in your country?

% change compared with previous month:

Mentioned in November 2017 (%)

Oct 2017



Base: Representative sample of Saudi adults aged 16-64. November 2017: 504; October 2017: 500.

Source: Global Advisor

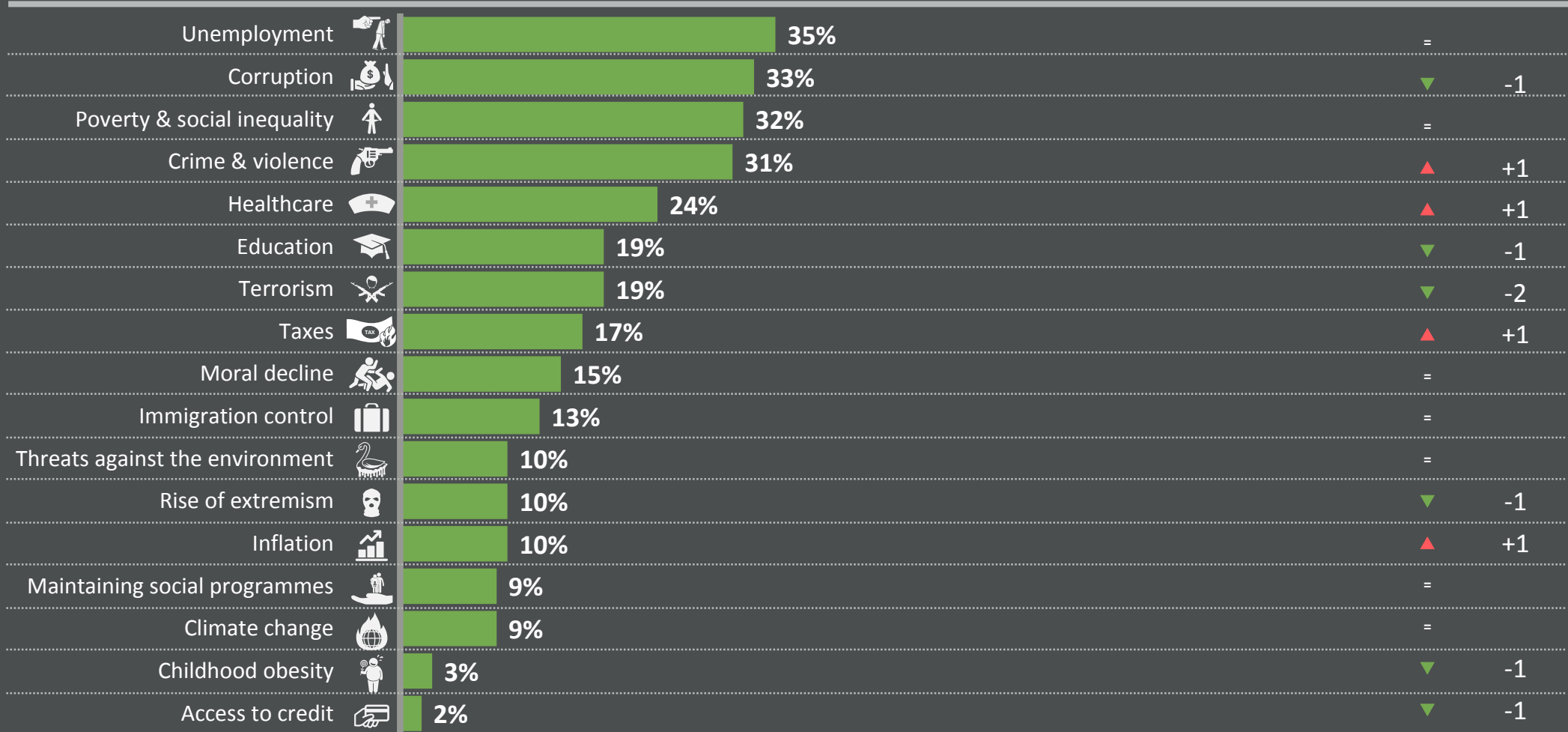
# WORLD WORRIES

Which three of the following topics do you find the most worrying in your country?

% change compared  
with previous month:

Mentioned in November 2017 (%)

Oct 2017

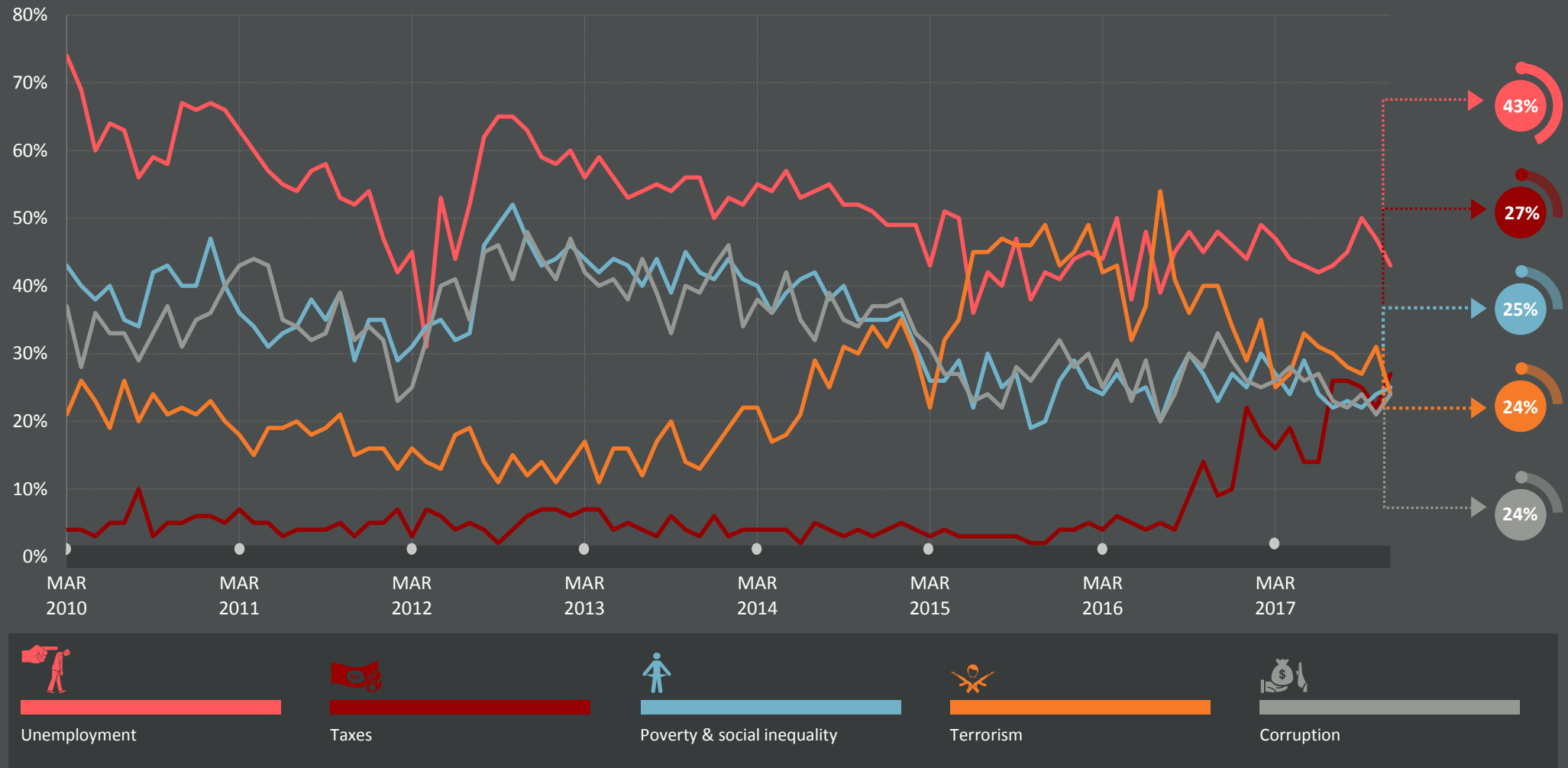


Base: Representative sample of adults aged 16-64. November 2017: 18,940; October 2017: 18,565.

Source: Global Advisor

# SAUDI ARABIA'S CURRENT TOP 5 WORRIES: LONG-TERM TRENDS

Which three of the following topics do you find the most worrying in your country?

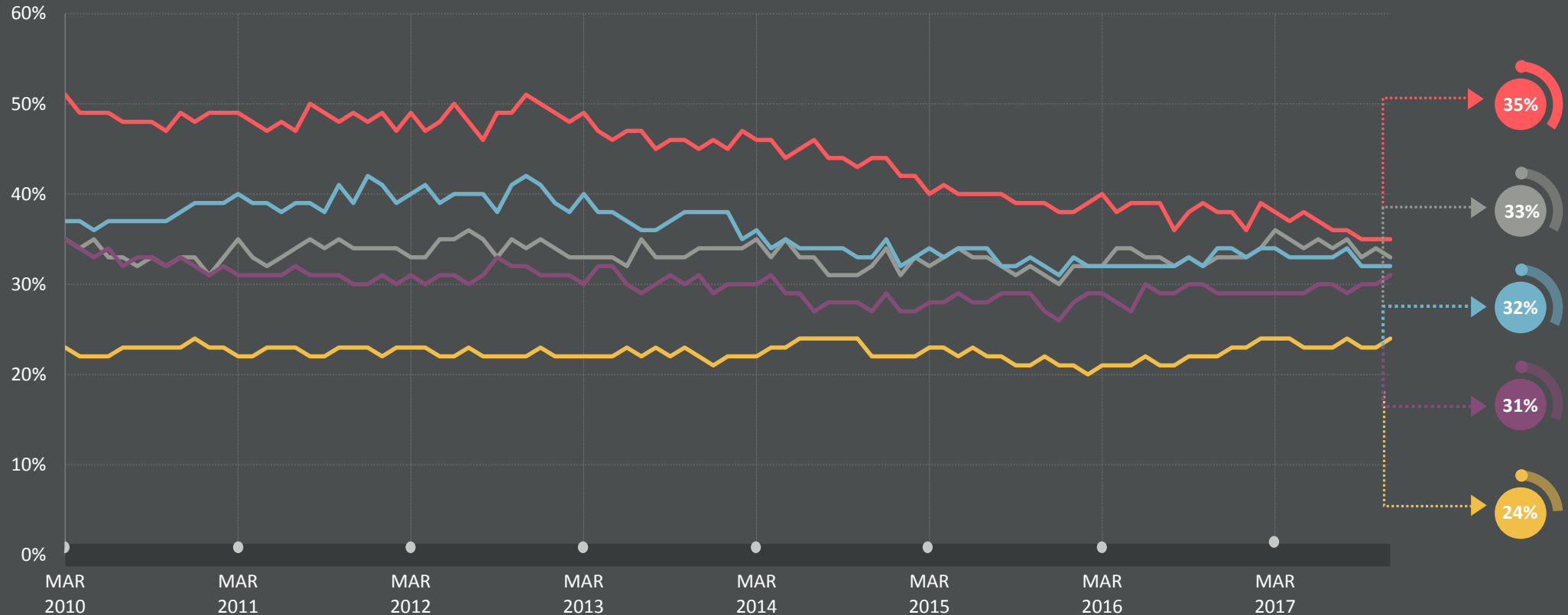


Base: Representative sample of Saudi adults aged 16-64. c.500 per month

Source: Global Advisor

# THE WORLD'S CURRENT TOP 5 WORRIES: LONG-TERM TRENDS

Which three of the following topics do you find the most worrying in your country?



Unemployment



Corruption



Poverty & social inequality



Crime & violence



Healthcare

Base: Representative sample of adults aged 16-64, c.18,000-20,000 per month.

Source: Global Advisor

# WORLD WORRIES

## COUNTRY COMPARISON

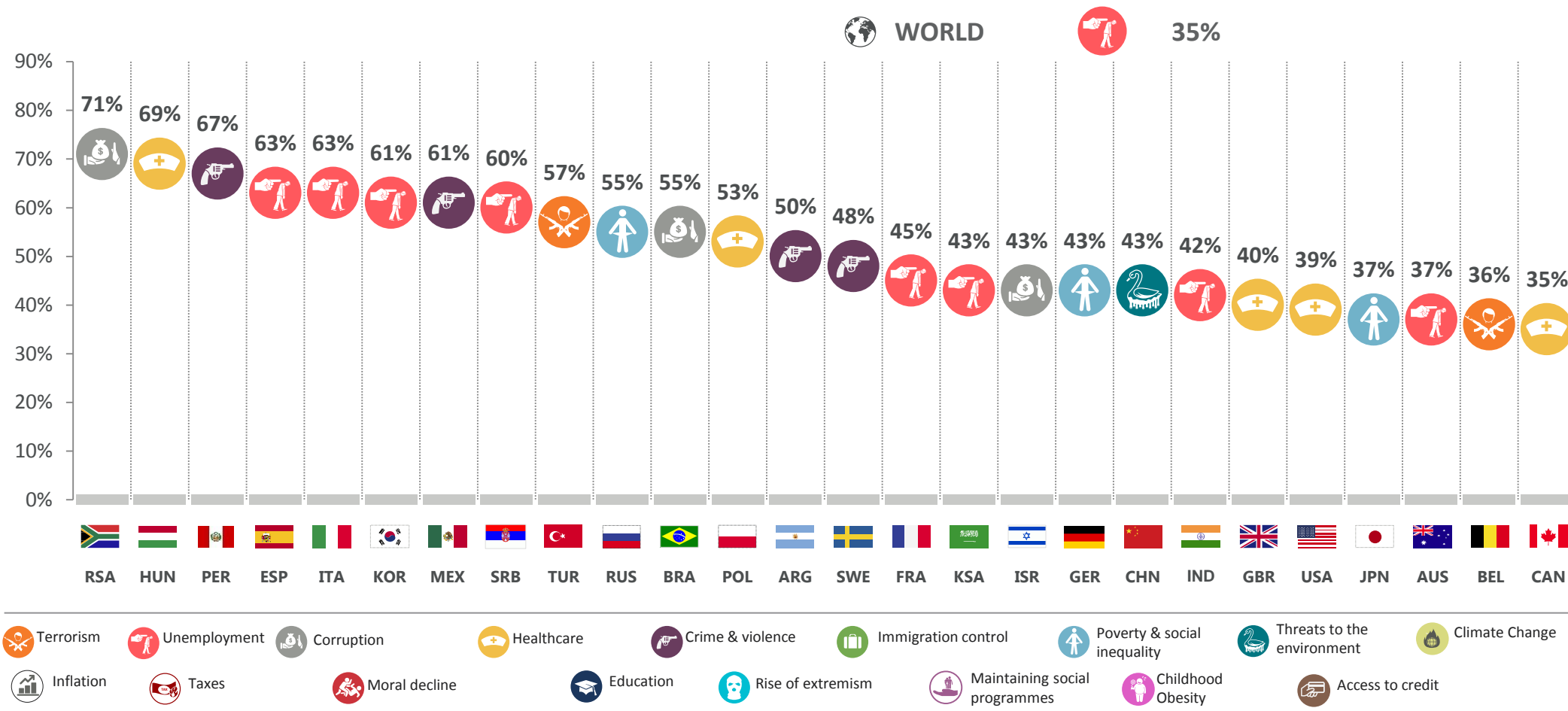


- Top concern by country
- Country comparison of all 17 concerns

# MOST WORRYING ISSUE BY COUNTRY

Which three of the following topics do you find the most worrying in your country?

Top worry in November 2017 in each country



Base: Representative sample of 18,940 adults aged 16-64 in 26 participating countries, October 20th - November 3rd 2017.

Source: Global Advisor

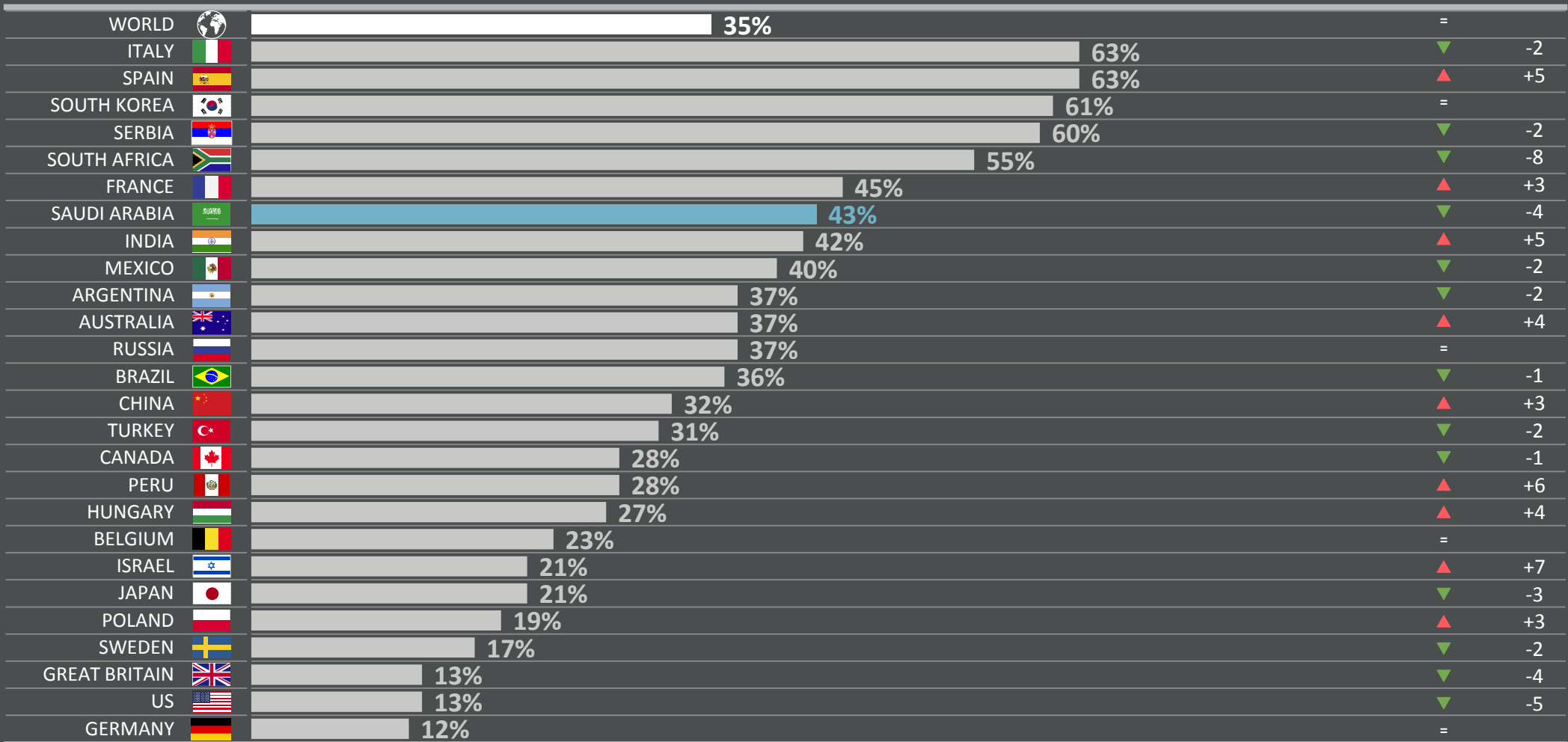
## 1 | UNEMPLOYMENT AND JOBS

Which three of the following topics do you find the most worrying in your country?

% change compared  
with previous month:

(% ) worried in November 2017 in each country

Oct 2017



Base: Representative sample of adults aged 16-64 in 26 participating countries. November 2017: 18,940; October 2017: 18,565.

Source: Global Advisor

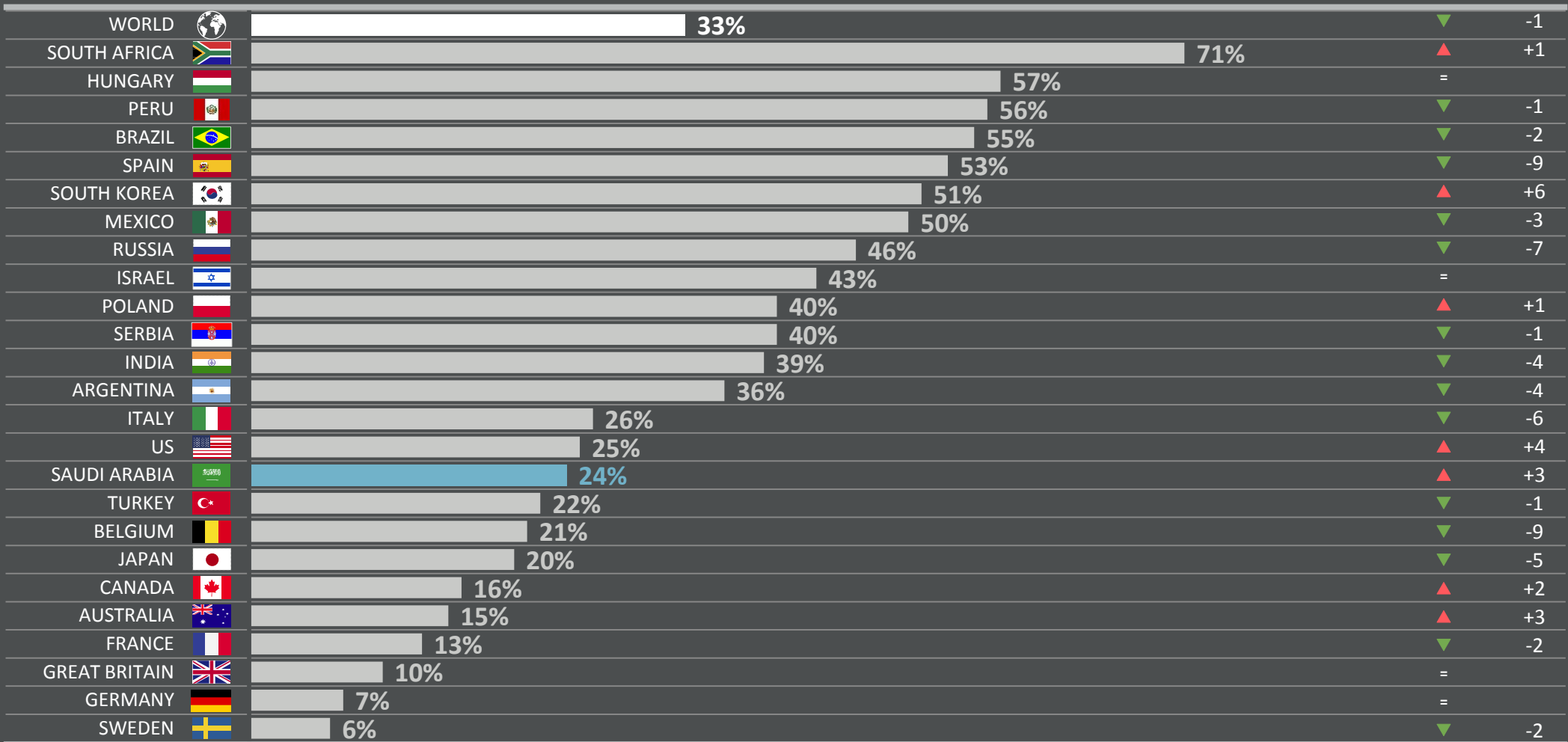
## 2 | CORRUPTION

Which three of the following topics do you find the most worrying in your country?

% change compared  
with previous month:

(%) worried in November 2017 in each country

Oct 2017



Base: Representative sample of adults aged 16-64 in 26 participating countries. November 2017: 18,940; October 2017: 18,565.

Source: Global Advisor



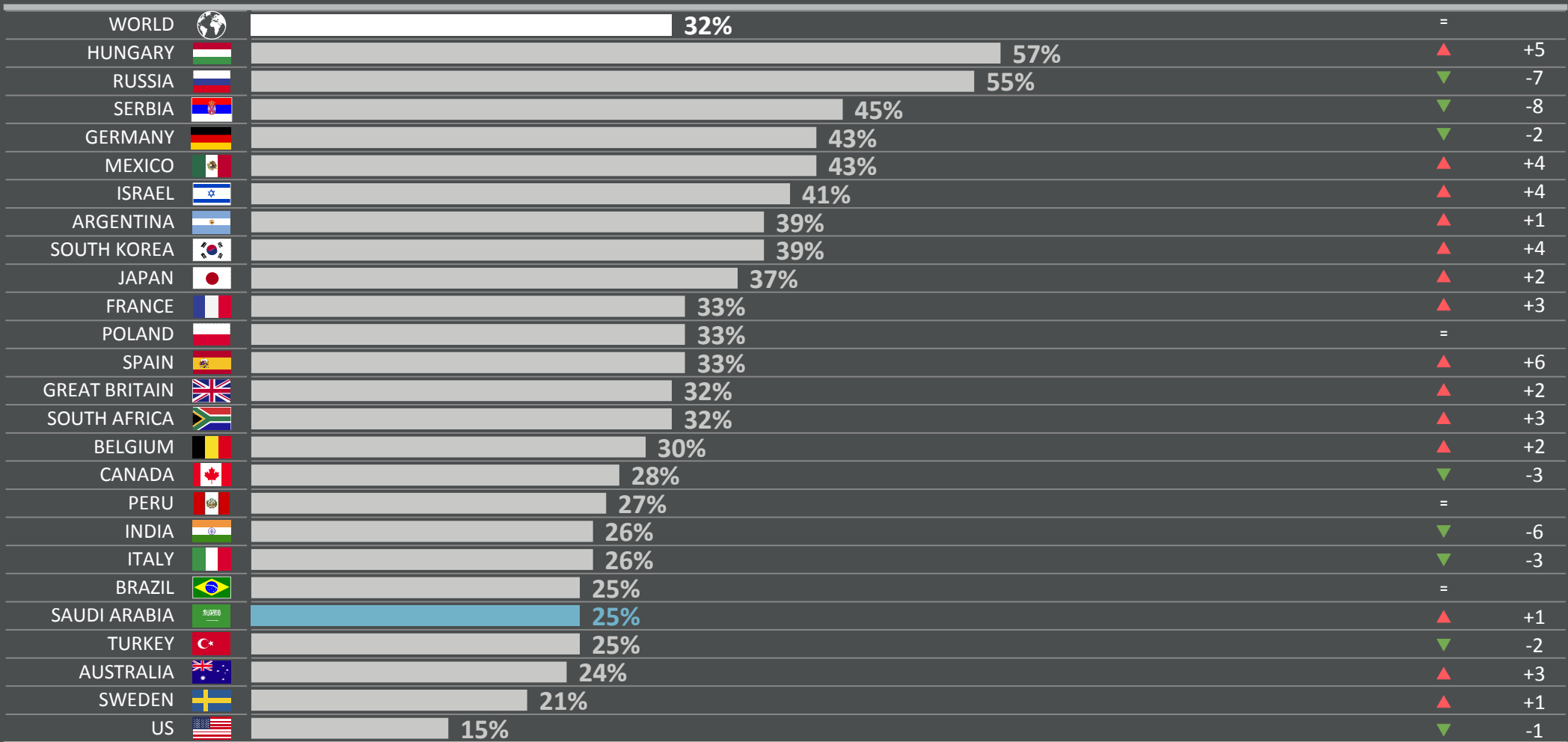
### 3 | POVERTY & SOCIAL INEQUALITY

Which three of the following topics do you find the most worrying in your country?

% change compared  
with previous month:

(%) worried in November 2017 in each country

Oct 2017



Base: Representative sample of adults aged 16-64 in 26 participating countries. November 2017: 18,940; October 2017: 18,565.

Source: Global Advisor

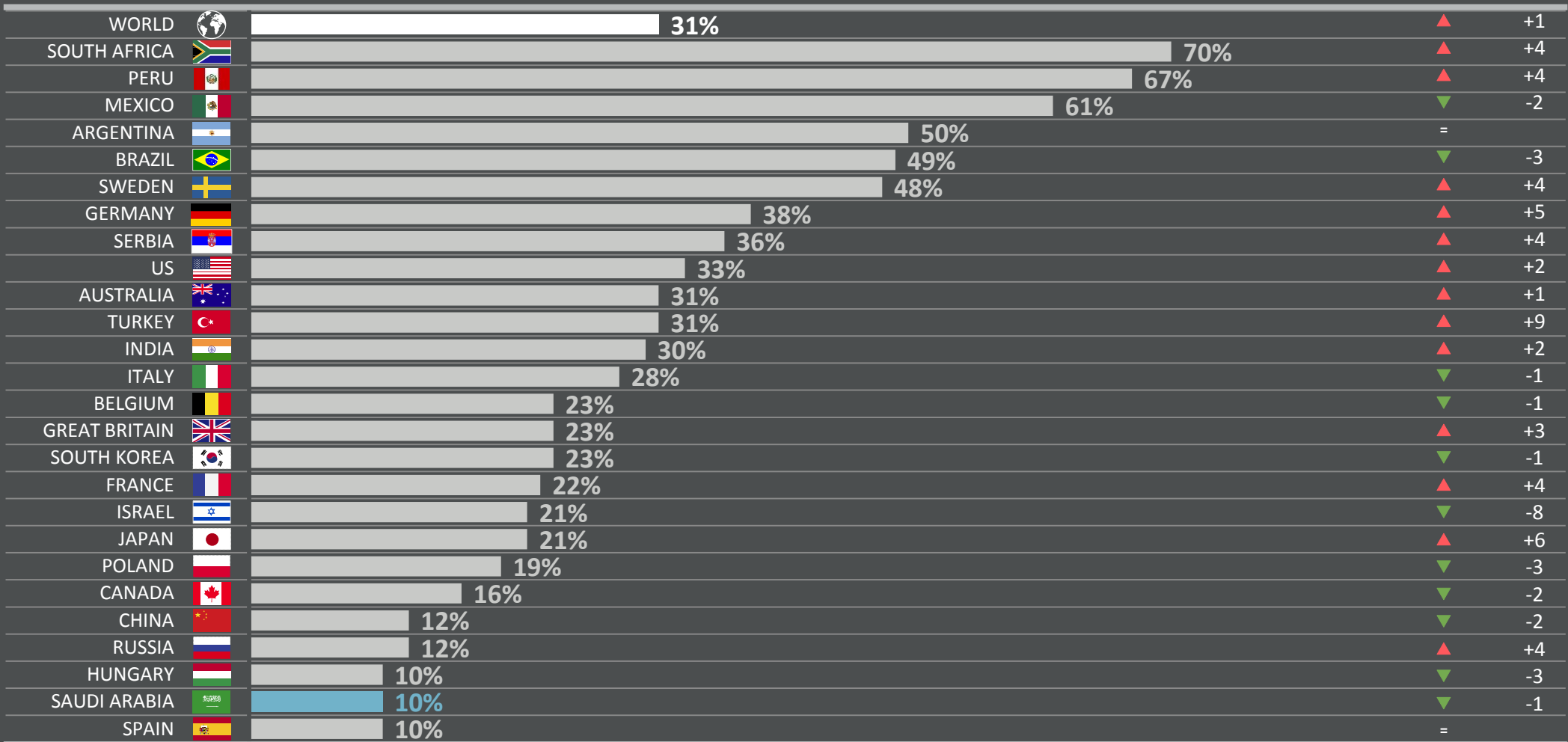
## 4 | CRIME &amp; VIOLENCE

Which three of the following topics do you find the most worrying in your country?

% change compared with previous month:

(% ) worried in November 2017 in each country

Oct 2017



Base: Representative sample of adults aged 16-64 in 26 participating countries. November 2017: 18,940; October 2017: 18,565.

Source: Global Advisor



























## 5 | HEALTHCARE

Which three of the following topics do you find the most worrying in your country?

% change compared  
with previous month:

(%) worried in November 2017 in each country

Oct 2017

WORLD		24%	▲	+1
HUNGARY		69%	▲	+5
POLAND		53%	▲	+4
BRAZIL		44%	▲	+1
GREAT BRITAIN		40%	▲	+3
US		39%	▲	+2
RUSSIA		37%	▲	+2
CANADA		35%	▲	+1
CHINA		35%	▲	+4
SERBIA		34%	▼	-2
AUSTRALIA		28%	▲	+2
SPAIN		19%	▼	-1
SWEDEN		19%	=	
ISRAEL		17%	▲	+4
PERU		17%	▼	-2
BELGIUM		16%	=	
ITALY		15%	▲	+3
JAPAN		15%	▼	-2
INDIA		14%	▼	-2
SAUDI ARABIA		14%	▼	-2
FRANCE		13%	▼	-1
GERMANY		13%	▲	+2
SOUTH AFRICA		9%	▼	-4
ARGENTINA		8%	=	
MEXICO		7%	▲	+1
SOUTH KOREA		6%	▲	+1
TURKEY		2%	=	

Base: Representative sample of adults aged 16-64 in 26 participating countries. November 2017: 18,940; October 2017: 18,565.

Source: Global Advisor




























## 6 | EDUCATION

Which three of the following topics do you find the most worrying in your country?

% change compared  
with previous month:

(%) worried in November 2017 in each country

Oct 2017

WORLD		19%	▼	-1
PERU		43%	▼	-1
ISRAEL		33%	▼	-2
BRAZIL		30%	▲	+2
ARGENTINA		29%	▼	-6
TURKEY		29%	▼	-4
MEXICO		28%	▼	-1
CHINA		23%	▼	-9
HUNGARY		22%	▼	-2
SAUDI ARABIA		21%	▲	+1
SPAIN		20%	▼	-3
SOUTH AFRICA		19%	▲	+1
INDIA		18%	▲	+2
RUSSIA		17%	▲	+2
SERBIA		16%	▼	-2
AUSTRALIA		15%	▼	-2
CANADA		14%	▲	+3
GERMANY		13%	▼	-3
GREAT BRITAIN		13%	=	
SOUTH KOREA		13%	=	
POLAND		12%	▲	+4
US		12%	▼	-1
FRANCE		11%	▼	-2
JAPAN		11%	▼	-3
SWEDEN		10%	▼	-3
BELGIUM		9%	▼	-1
ITALY		8%	=	

Base: Representative sample of adults aged 16-64 in 26 participating countries. November 2017: 18,940; October 2017: 18,565.

Source: Global Advisor




























## 7 | TERRORISM

Which three of the following topics do you find the most worrying in your country?

% change compared  
with previous month:

(%) worried in November 2017 in each country

Oct 2017

WORLD		19%	▼	-2
TURKEY		57%	▼	-1
FRANCE		42%	▼	-6
ISRAEL		42%	▲	+5
GERMANY		40%	▲	+4
GREAT BRITAIN		37%	▼	-3
BELGIUM		36%	▼	-3
US		34%	=	
SWEDEN		29%	▲	+2
INDIA		25%	▼	-6
SAUDI ARABIA		24%	▼	-7
AUSTRALIA		22%	▼	-3
SPAIN		22%	▲	+2
CANADA		18%	=	
ITALY		13%	=	
JAPAN		11%	=	
PERU		9%	▼	-3
POLAND		8%	▼	-4
RUSSIA		8%	▼	-8
CHINA		7%	▲	+1
SERBIA		5%	▲	+1
SOUTH KOREA		4%	▼	-1
MEXICO		3%	=	
BRAZIL		2%	▲	+1
HUNGARY		2%	=	
ARGENTINA		1%	▼	-2
SOUTH AFRICA		1%	=	

Base: Representative sample of adults aged 16-64 in 26 participating countries. November 2017: 18,940; October 2017: 18,565.

Source: Global Advisor



























## 8 | TAXES

Which three of the following topics do you find the most worrying in your country?

% change compared  
with previous month:

(%) worried in November 2017 in each country

Oct 2017

WORLD		17%	▲	+1
ITALY		35%	▲	+3
FRANCE		31%	▲	+6
BELGIUM		30%	▲	+1
POLAND		29%	▲	+3
CANADA		28%	=	
SAUDI ARABIA		27%	▲	+5
INDIA		24%	▲	+3
JAPAN		24%	▼	-4
ISRAEL		23%	▲	+2
ARGENTINA		22%	▲	+3
TURKEY		20%	▼	-7
BRAZIL		19%	=	
MEXICO		18%	▲	+3
AUSTRALIA		16%	=	
US		16%	▲	+2
RUSSIA		14%	▲	+7
SOUTH KOREA		12%	▲	+1
SPAIN		12%	▲	+5
SWEDEN		12%	▲	+1
HUNGARY		8%	▲	+2
SOUTH AFRICA		8%	▲	+1
GERMANY		7%	▼	-4
GREAT BRITAIN		7%	▼	-1
SERBIA		6%	▲	+2
PERU		5%	▼	-2

Base: Representative sample of adults aged 16-64 in 26 participating countries. November 2017: 18,940; October 2017: 18,565.

Source: Global Advisor




























## 9 | MORAL DECLINE

Which three of the following topics do you find the most worrying in your country?

% change compared  
with previous month:

(%) worried in November 2017 in each country

Oct 2017

WORLD		15%	=	
CHINA		35%	▲	+1
SERBIA		32%	▲	+7
JAPAN		27%	▲	+1
US		23%	▲	+2
SOUTH KOREA		19%	▼	-2
SAUDI ARABIA		18%	▼	-2
ISRAEL		17%	▼	-3
GREAT BRITAIN		16%	▲	+1
HUNGARY		16%	▼	-1
RUSSIA		15%	▲	+1
AUSTRALIA		14%	▼	-1
GERMANY		14%	=	
POLAND		13%	▼	-5
INDIA		12%	▲	+3
CANADA		11%	=	
FRANCE		11%	▼	-2
PERU		11%	▲	+1
SWEDEN		11%	▲	+1
BELGIUM		10%	=	
ITALY		10%	▼	-1
ARGENTINA		9%	=	
BRAZIL		9%	▲	+1
TURKEY		9%	▲	+1
SOUTH AFRICA		8%	▼	-1
MEXICO		7%	▲	+1
SPAIN		7%	▼	-3

Base: Representative sample of adults aged 16-64 in 26 participating countries. November 2017: 18,940; October 2017: 18,565.

Source: Global Advisor

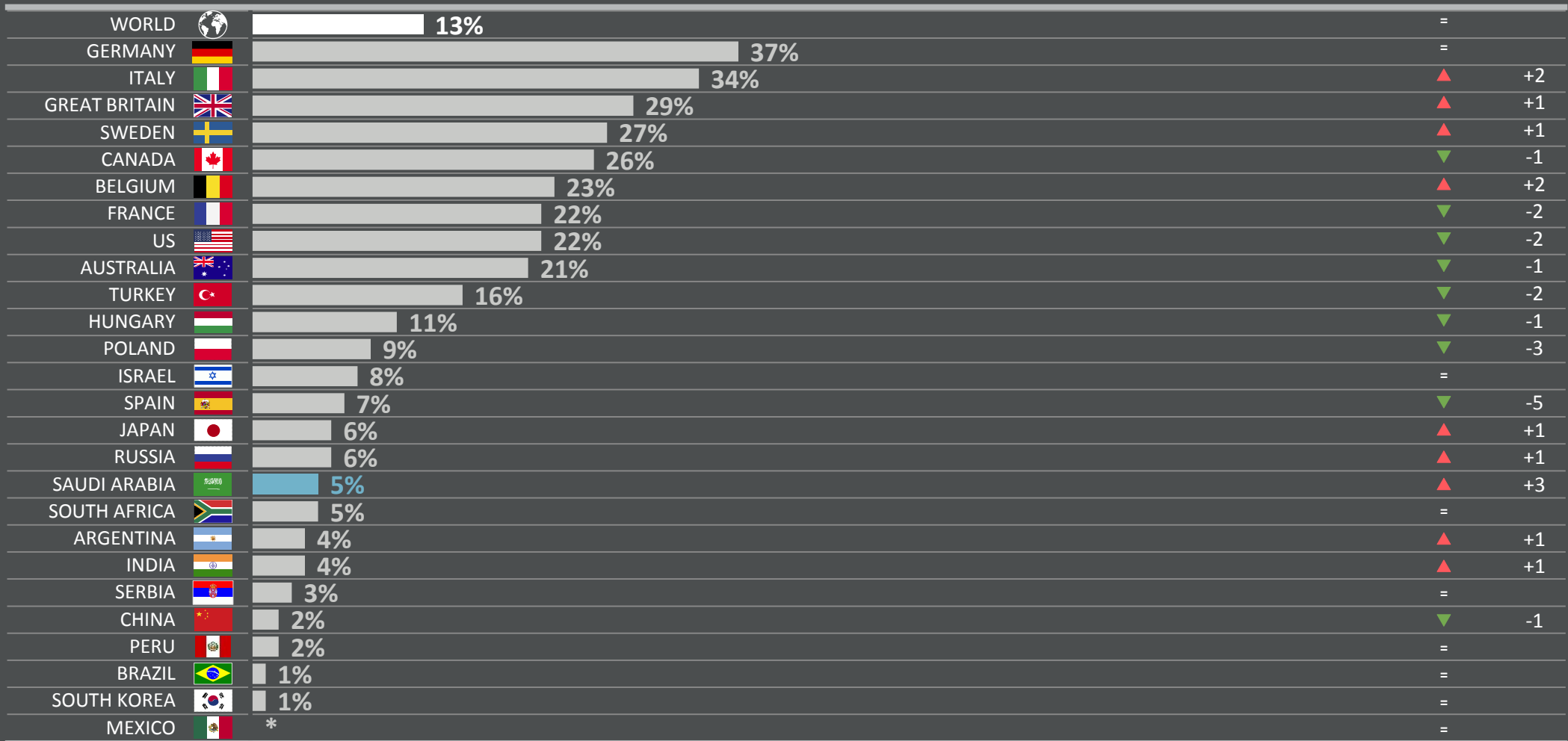
## 10 | IMMIGRATION CONTROL

Which three of the following topics do you find the most worrying in your country?

% change compared  
with previous month:

(% ) worried in November 2017 in each country

Oct 2017



Base: Representative sample of adults aged 16-64 in 26 participating countries. November 2017: 18,940; October 2017: 18,565.

Source: Global Advisor






























# 11 | THREATS AGAINST THE ENVIRONMENT

Which three of the following topics do you find the most worrying in your country?

% change compared  
with previous month:

(%) worried in November 2017 in each country

Oct 2017

WORLD		10%	=	
CHINA		43%	▲	+1
SWEDEN		18%	▲	+2
INDIA		17%	▲	+4
GERMANY		13%	▲	+1
AUSTRALIA		12%	=	
BELGIUM		12%	▼	-1
FRANCE		12%	=	
CANADA		11%	▲	+1
POLAND		11%	▲	+3
US		11%	▲	+3
JAPAN		10%	=	
SOUTH KOREA		10%	▼	-2
GREAT BRITAIN		8%	▲	+1
MEXICO		8%	▲	+1
PERU		8%	▼	-2
ITALY		7%	▲	+2
SAUDI ARABIA		7%	▲	+2
SERBIA		7%	=	
RUSSIA		6%	▼	-3
SPAIN		6%	▲	+1
TURKEY		6%	▲	+3
BRAZIL		5%	▼	-1
ARGENTINA		4%	=	
ISRAEL		4%	▼	-4
HUNGARY		3%	=	
SOUTH AFRICA		1%	▼	-1

Base: Representative sample of adults aged 16-64 in 26 participating countries. November 2017: 18,940; October 2017: 18,565.

Source: Global Advisor



























## 12 | RISE OF EXTREMISM

Which three of the following topics do you find the most worrying in your country?

% change compared  
with previous month:

(%) worried in November 2017 in each country

Oct 2017

WORLD		10%	▼	-1
GREAT BRITAIN		25%	=	
BELGIUM		22%	▼	-1
SWEDEN		22%	▼	-3
GERMANY		20%	▼	-4
US		18%	▼	-1
FRANCE		17%	=	
SPAIN		17%	▼	-7
POLAND		14%	▲	+2
AUSTRALIA		13%	▼	-1
CANADA		12%	=	
ISRAEL		12%	=	
INDIA		10%	▼	-1
SAUDI ARABIA		8%	▲	+1
SOUTH KOREA		8%	▼	-1
TURKEY		8%	▼	-2
ITALY		5%	▼	-3
JAPAN		5%	=	
RUSSIA		4%	=	
ARGENTINA		3%	▲	+1
BRAZIL		3%	=	
HUNGARY		3%	▼	-4
SOUTH AFRICA		3%	▲	+2
SERBIA		2%	▲	+1
MEXICO		1%	=	
PERU		1%	=	

Base: Representative sample of adults aged 16-64 in 26 participating countries. November 2017: 18,940; October 2017: 18,565.

Source: Global Advisor




























## 13 | INFLATION

Which three of the following topics do you find the most worrying in your country?

% change compared  
with previous month:

(%) worried in November 2017 in each country

Oct 2017

WORLD		10%	▲	+1
ARGENTINA		45%	▲	+6
CHINA		35%	▲	+6
TURKEY		17%	▲	+5
MEXICO		14%	▲	+4
RUSSIA		14%	▼	-1
INDIA		13%	▲	+1
SAUDI ARABIA		13%	▲	+4
AUSTRALIA		12%	▲	+2
CANADA		12%	▼	-1
GREAT BRITAIN		12%	▲	+3
SOUTH AFRICA		9%	=	
BRAZIL		8%	=	
JAPAN		8%	▲	+3
BELGIUM		7%	▲	+2
PERU		7%	=	
SOUTH KOREA		7%	▼	-1
POLAND		5%	▼	-2
SWEDEN		5%	▲	+2
FRANCE		4%	=	
US		4%	▼	-1
GERMANY		3%	▼	-1
HUNGARY		3%	=	
ITALY		3%	=	
ISRAEL		2%	▼	-1
SERBIA		2%	=	
SPAIN		2%	▲	+1

Base: Representative sample of adults aged 16-64 in 26 participating countries. November 2017: 18,940; October 2017: 18,565.

Source: Global Advisor




























## 14 | MAINTAINING SOCIAL PROGRAMMES

Which three of the following topics do you find the most worrying in your country?

% change compared  
with previous month:

(%) worried in November 2017 in each country

Oct 2017

WORLD		9%	=	
CHINA		31%	▲	+5
JAPAN		31%	▼	-3
SOUTH KOREA		21%	▲	+3
GREAT BRITAIN		15%	▼	-1
SWEDEN		15%	▼	-3
POLAND		11%	▲	+1
SPAIN		11%	▲	+3
BELGIUM		10%	▲	+3
AUSTRALIA		9%	▲	+1
ITALY		9%	▲	+1
RUSSIA		9%	▲	+1
CANADA		8%	▼	-2
ISRAEL		8%	▼	-1
GERMANY		7%	▲	+2
SAUDI ARABIA		6%	=	
US		6%	▲	+1
ARGENTINA		5%	▲	+2
FRANCE		5%	▲	+2
HUNGARY		5%	=	
SERBIA		5%	▼	-2
BRAZIL		3%	▲	+1
INDIA		3%	▼	-1
MEXICO		3%	=	
PERU		3%	▲	+1
TURKEY		2%	=	
SOUTH AFRICA		1%	▼	-1

Base: Representative sample of adults aged 16-64 in 26 participating countries. November 2017: 18,940; October 2017: 18,565.

Source: Global Advisor




























## 15 | CLIMATE CHANGE

Which three of the following topics do you find the most worrying in your country?

% change compared  
with previous month:

(%) worried in November 2017 in each country

Oct 2017

WORLD		9%	=	
CHINA		24%	▲	+3
CANADA		20%	▲	+2
AUSTRALIA		18%	▲	+1
JAPAN		18%	▲	+1
GERMANY		16%	▼	-3
SWEDEN		13%	▼	-3
BELGIUM		12%	=	
INDIA		12%	=	
SPAIN		12%	▲	+5
US		12%	=	
SAUDI ARABIA		11%	=	
FRANCE		10%	▼	-1
PERU		10%	▲	+2
GREAT BRITAIN		9%	▼	-1
POLAND		8%	=	
ITALY		7%	=	
MEXICO		6%	▼	-3
SOUTH KOREA		6%	=	
RUSSIA		3%	▲	+1
SERBIA		3%	=	
SOUTH AFRICA		3%	▲	+1
ARGENTINA		2%	▼	-1
BRAZIL		2%	=	
ISRAEL		2%	=	
TURKEY		2%	=	
HUNGARY		1%	▼	-1

Base: Representative sample of adults aged 16-64 in 26 participating countries. November 2017: 18,940; October 2017: 18,565.

Source: Global Advisor




























## 16 | CHILDHOOD OBESITY

Which three of the following topics do you find the most worrying in your country?

% change compared  
with previous month:

(% ) worried in November 2017 in each country

Oct 2017

WORLD		3%	▼	-1
SAUDI ARABIA		12%	▼	-3
POLAND		9%	=	
AUSTRALIA		7%	=	
SWEDEN		7%	▲	+2
CANADA		5%	=	
CHINA		5%	▼	-3
MEXICO		5%	▼	-1
GREAT BRITAIN		4%	▲	+1
US		4%	▼	-1
GERMANY		3%	=	
INDIA		3%	▼	-1
BELGIUM		2%	▼	-1
HUNGARY		2%	=	
ISRAEL		2%	▼	-1
PERU		2%	=	
RUSSIA		2%	=	
SERBIA		2%	▼	-1
SOUTH KOREA		2%	=	
TURKEY		2%	▲	+1
BRAZIL		1%	=	
FRANCE		1%	=	
ITALY		1%	▲	+1
JAPAN		1%	▲	+1
SOUTH AFRICA		1%	=	
SPAIN		1%	▼	-1
ARGENTINA		*	▼	-1

Base: Representative sample of adults aged 16-64 in 26 participating countries. November 2017: 18,940; October 2017: 18,565.

Source: Global Advisor




























## 17 | ACCESS TO CREDIT

Which three of the following topics do you find the most worrying in your country?

% change compared  
with previous month:

(% ) worried in November 2017 in each country

Oct 2017

WORLD		2%	▼	-1
RUSSIA		6%	=	
CHINA		5%	▲	+1
SWEDEN		4%	▲	+1
POLAND		3%	▼	-4
SAUDI ARABIA		3%	▲	+1
SOUTH KOREA		3%	=	
ARGENTINA		2%	=	
AUSTRALIA		2%	▼	-2
BELGIUM		2%	▲	+1
CANADA		2%	=	
GREAT BRITAIN		2%	=	
HUNGARY		2%	▼	-2
INDIA		2%	=	
ITALY		2%	▼	-1
JAPAN		2%	▼	-1
MEXICO		2%	▲	+1
TURKEY		2%	▲	+1
US		2%	▲	+1
BRAZIL		1%	=	
FRANCE		1%	▼	-2
GERMANY		1%	=	
ISRAEL		1%	▼	-1
PERU		1%	▼	-1
SERBIA		1%	=	
SPAIN		1%	=	
SOUTH AFRICA		*	▼	-2

Base: Representative sample of adults aged 16-64 in 26 participating countries. November 2017: 18,940; October 2017: 18,565.

Source: Global Advisor

## METHODOLOGY



The survey is conducted monthly in 26 countries around the world via the Ipsos Online Panel system. The countries included are Argentina, Australia, Belgium, Brazil, Canada, China, France, Great Britain, Germany, Hungary, India, Israel, Italy, Japan, Mexico, Peru, Poland, Russia, Saudi Arabia, Serbia, South Africa, South Korea, Spain, Sweden, Turkey and the United States of America.

An international sample of 18,550 adults aged 18-64 in Canada, Israel and the US, and aged 16-64 in all other countries, were interviewed between October 20th and November 3rd 2017.

Approximately 1000+ individuals participated on a country by country basis via the Ipsos Online Panel with the exception of Argentina, Belgium, Hungary, India, Israel, Mexico, Peru, Poland, Russia, Saudi Arabia, South Africa, South Korea, Sweden and Turkey, where each have a sample of approximately 500+.

Weighting has been employed to balance demographics and ensure that the sample's composition reflects that of the adult population according to the most recent country census data.

A survey with an unweighted probability sample of this size would have an estimated margin of error of +/- 3.1 percentage points for a sample of 1,000 and an estimated margin of error of +/- 4.5 percentage points for a 500 sample 19 times out of 20.

## FOR MORE INFORMATION

**Mohammed Minawi**

Regional Senior Director

✉ [mohammed.minawi@ipsos.com](mailto:mohammed.minawi@ipsos.com)