



IPSOS ISSUES MONITOR DECEMBER 2017

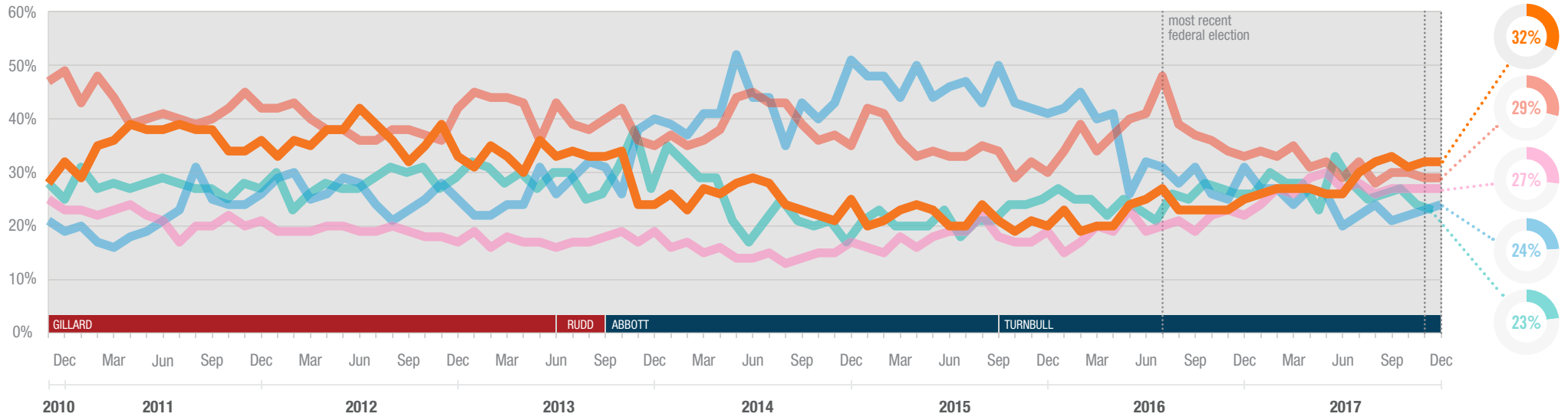
The top issues facing Australia

Daniel Evans
Deputy Managing Director
✉ dan.evans@ipsos.com
☎ (03) 9946 0850

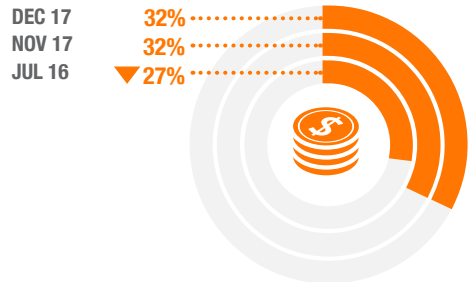
Lucy Hedt
Project Manager
✉ lucy.hedt@ipsos.com
☎ (03) 9946 0832



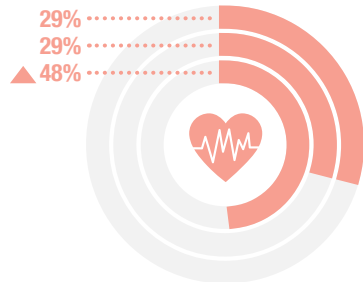
Each month we ask 1,000 Australians to select the three most important issues facing the nation. The top five issues facing Australia in December 2017 are shown below. A summary of all issues facing Australia can be found overleaf. If you would like to know more about the Ipsos Issues Monitor, or Ipsos Public Affairs, please contact Daniel Evans or Lucy Hedt.



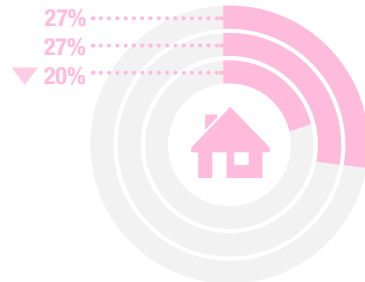
Cost of Living



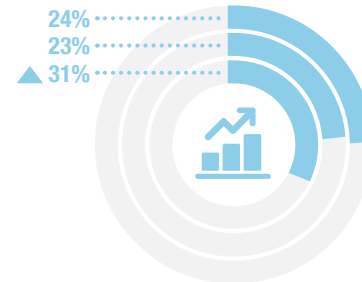
Healthcare



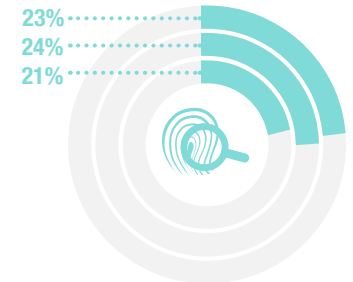
Housing



The Economy

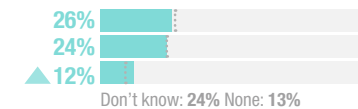
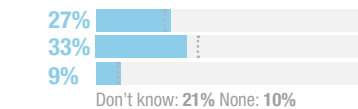
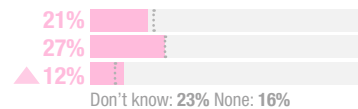
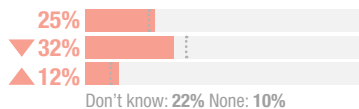
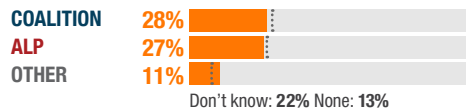


Crime



▲ significant difference compared with current month

Party most capable to manage the top issues facing Australia



⋮ Jul 16
▲ significant difference compared to Jul 16



IPSOS ISSUES MONITOR DECEMBER 2017

The top issues facing Australia

Daniel Evans
Deputy Managing Director
✉ dan.evans@ipsos.com
☎ (03) 9946 0850

Lucy Hedt
Project Manager
✉ lucy.hedt@ipsos.com
☎ (03) 9946 0832



	2010	2011	2012	2013	2014	2015	2016	JAN 2017	FEB 2017	MAR 2017	APR 2017	MAY 2017	JUN 2017	JUL 2017	AUG 2017	SEP 2017	OCT 2017	NOV 2017	DEC 2017
Cost of Living	30%	36%	36%	32%	25%	21%	23%	26%	27%	27%	27%	26%	26%	30%	32%	33%	31%	32%	32%
Healthcare	48%	42%	39%	41%	39%	34%	38%	34%	33%	35%	31%	32%	29%	32%	28%	30%	30%	29%	29%
Housing	24%	21%	19%	18%	15%	18%	20%	24%	27%	26%	29%	30%	27%	28%	26%	27%	27%	27%	27%
The Economy	20%	22%	26%	29%	42%	45%	33%	27%	27%	24%	27%	26%	20%	22%	24%	21%	22%	23%	24%
Crime	26%	28%	28%	30%	24%	22%	25%	26%	30%	28%	28%	23%	33%	28%	25%	26%	27%	24%	23%
Unemployment	10%	10%	17%	21%	26%	26%	24%	25%	25%	26%	23%	26%	22%	25%	22%	22%	22%	22%	22%
Immigration	19%	23%	22%	23%	20%	20%	20%	18%	19%	18%	19%	20%	21%	19%	20%	19%	18%	19%	19%
Poverty	10%	10%	10%	11%	13%	12%	13%	16%	13%	13%	14%	14%	13%	14%	16%	14%	16%	12%	16%
Drug Abuse	13%	12%	12%	12%	13%	16%	17%	16%	14%	18%	19%	15%	16%	17%	16%	13%	15%	17%	16%
Environment	20%	18%	13%	12%	10%	10%	12%	12%	15%	13%	10%	13%	12%	13%	15%	15%	15%	14%	14%
Education	15%	12%	16%	19%	20%	17%	18%	16%	16%	17%	15%	19%	13%	14%	11%	13%	12%	13%	13%
Personal Debt	15%	13%	12%	9%	6%	5%	7%	8%	8%	8%	10%	9%	9%	9%	11%	10%	11%	10%	12%
Defence	5%	4%	3%	3%	8%	16%	12%	9%	11%	9%	11%	11%	21%	16%	16%	17%	15%	13%	12%
Population	10%	8%	7%	7%	6%	6%	6%	7%	7%	7%	7%	7%	7%	8%	9%	11%	9%	9%	10%
Petrol Prices	9%	15%	14%	11%	8%	4%	4%	7%	4%	7%	5%	5%	6%	4%	5%	6%	7%	9%	9%
Taxation	6%	7%	8%	6%	8%	10%	10%	9%	7%	8%	9%	8%	8%	7%	7%	8%	7%	7%	8%
Transport	10%	10%	10%	9%	7%	7%	8%	9%	8%	8%	7%	9%	7%	7%	7%	7%	9%	9%	7%
Racism	6%	6%	5%	6%	7%	8%	8%	7%	8%	8%	7%	7%	9%	6%	7%	7%	5%	6%	4%
Indigenous Issues	4%	3%	3%	2%	2%	2%	3%	3%	2%	2%	2%	2%	2%	3%	3%	3%	2%	3%	3%



IPSOS ISSUES MONITOR DECEMBER 2017

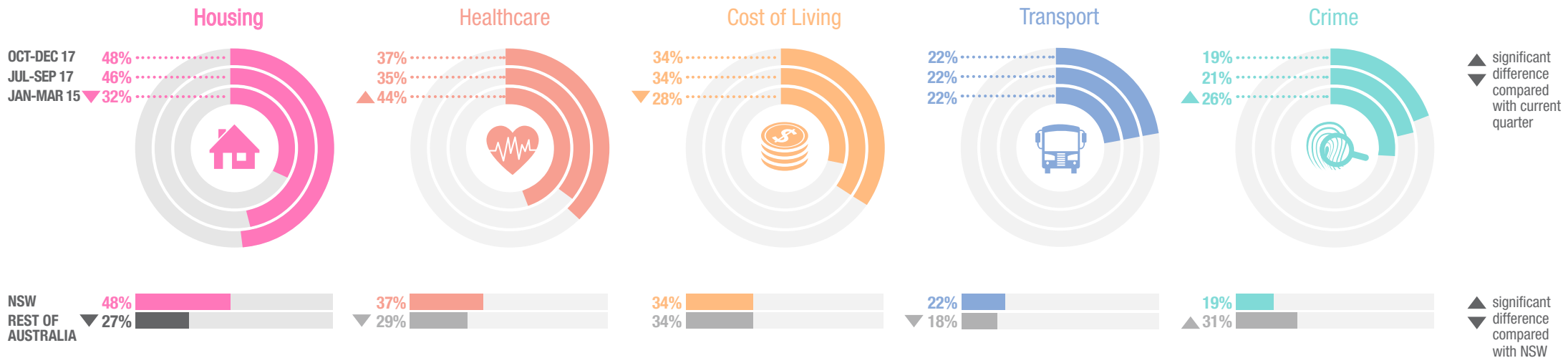
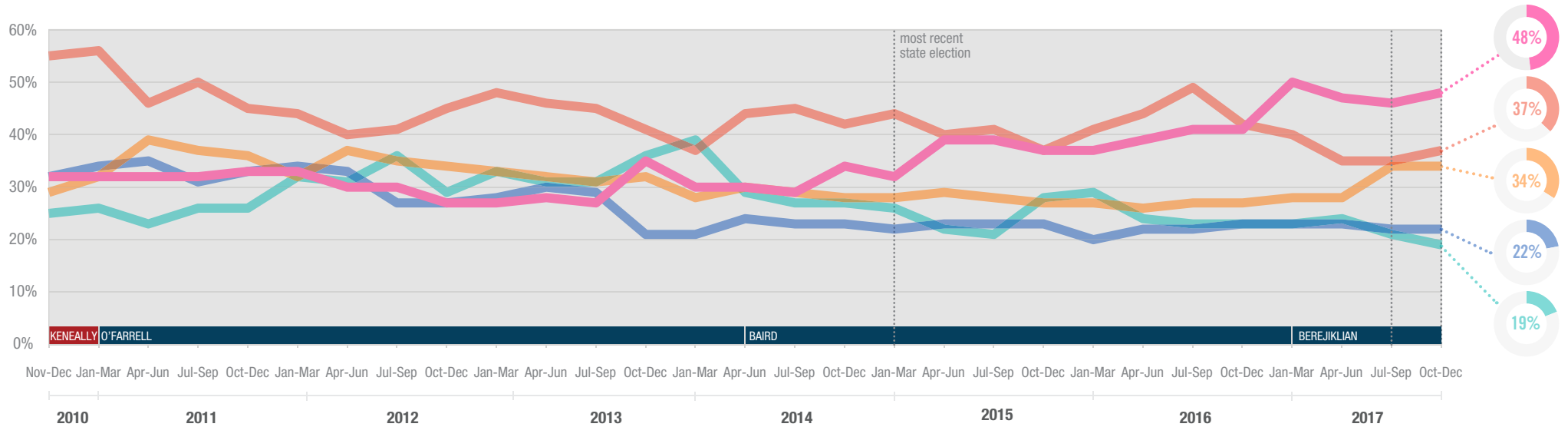
The top issues facing New South Wales

David Elliott
 Head of Ipsos Public Affairs NSW
 ✉ david.elliott@ipsos.com
 ☎ (02) 9900 5159

Stuart Clark
 Research Director
 ✉ stuart.clark@ipsos.com
 ☎ (02) 9900 5180



Each quarter we ask 1000 residents of New South Wales to select the three most important issues facing their state. The top five issues facing New South Wales between October and December 2017 are shown below. A summary of all issues facing New South Wales can be found overleaf. If you would like to know more about the Ipsos Issues Monitor, or Ipsos Public Affairs in New South Wales, please contact David Elliott or Stuart Clark.










IPSOS ISSUES MONITOR DECEMBER 2017

The top issues facing New South Wales

David Elliott
Head of Ipsos Public Affairs NSW
✉ david.elliott@ipsos.com
☎ (02) 9900 5159

Stuart Clark
Research Director
✉ stuart.clark@ipsos.com
☎ (02) 9900 5180



	2010	2011	2012	2013	2014	2015	2016	JAN-MAR 2017	APR-JUN 2017	JUL-SEP 2017	OCT-DEC 2017
 Housing	32%	32%	30%	29%	30%	37%	39%	50%	47%	46%	48%
 Healthcare	55%	49%	43%	45%	42%	41%	44%	40%	35%	35%	37%
 Cost of Living	29%	36%	34%	32%	29%	28%	27%	28%	28%	34%	34%
 Transport	32%	33%	30%	27%	23%	23%	22%	23%	23%	22%	22%
 Crime	25%	25%	32%	33%	30%	24%	25%	23%	24%	21%	19%
Unemployment	10%	11%	16%	19%	25%	25%	21%	21%	20%	18%	17%
Education	9%	7%	7%	6%	6%	8%	10%	11%	13%	13%	17%
Drug Abuse	17%	14%	17%	20%	20%	18%	19%	16%	16%	16%	14%
Population	12%	10%	11%	12%	14%	16%	16%	15%	15%	14%	13%
Poverty	12%	11%	11%	8%	7%	7%	8%	8%	9%	10%	12%
Immigration	7%	8%	8%	10%	7%	9%	10%	10%	11%	12%	11%
Personal Debt	15%	16%	16%	16%	18%	17%	14%	12%	10%	10%	11%
The Economy	6%	6%	7%	7%	10%	9%	10%	8%	10%	12%	10%
Environment	12%	10%	8%	9%	8%	9%	9%	9%	10%	9%	10%
Petrol Prices	11%	19%	19%	16%	14%	10%	7%	10%	8%	8%	9%
Defence	6%	6%	5%	5%	6%	7%	6%	5%	6%	5%	5%
Taxation	1%	1%	1%	1%	3%	6%	6%	4%	7%	7%	5%
Racism	5%	4%	4%	5%	5%	6%	6%	5%	5%	5%	4%
Indigenous Issues	4%	1%	1%	1%	2%	2%	2%	2%	2%	2%	2%