



# IPSOS ISSUES MONITOR DECEMBER 2017

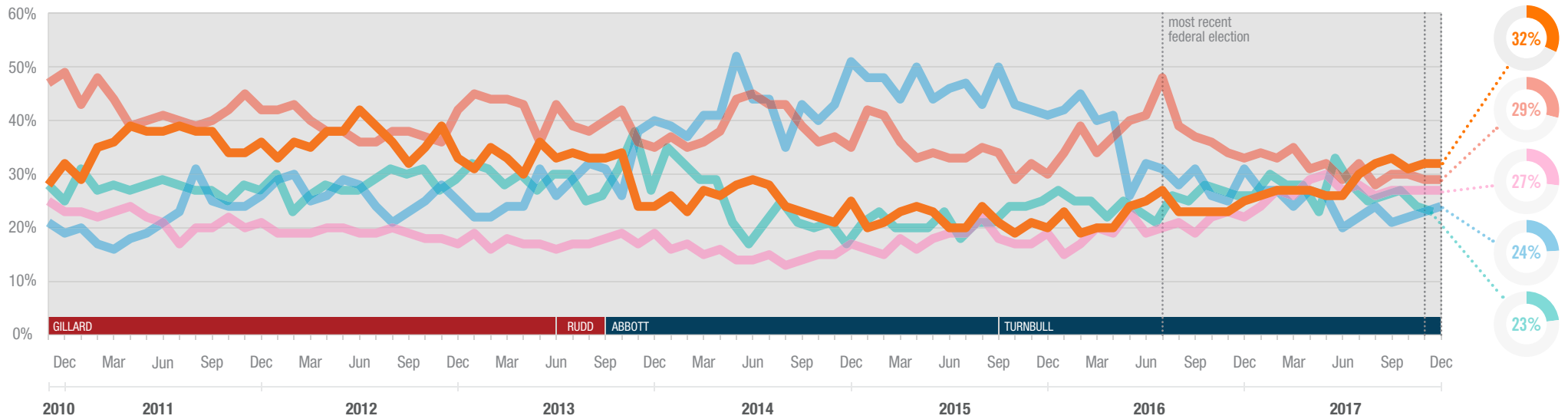
## The top issues facing Australia

**Daniel Evans**  
Deputy Managing Director  
✉ dan.evans@ipsos.com  
☎ (03) 9946 0850

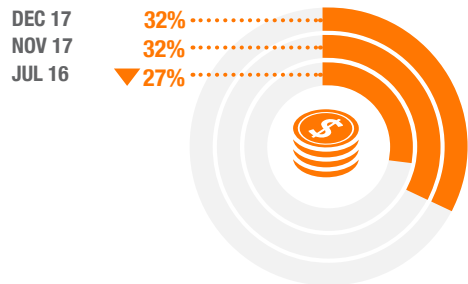
**Lucy Hedt**  
Project Manager  
✉ lucy.hedt@ipsos.com  
☎ (03) 9946 0832



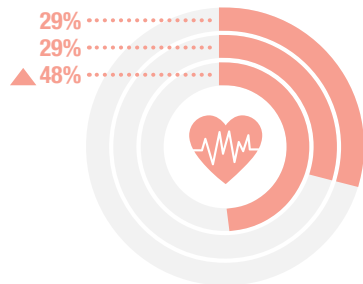
Each month we ask 1,000 Australians to select the three most important issues facing the nation. The top five issues facing Australia in December 2017 are shown below. A summary of all issues facing Australia can be found overleaf. If you would like to know more about the Ipsos Issues Monitor, or Ipsos Public Affairs, please contact Daniel Evans or Lucy Hedt.



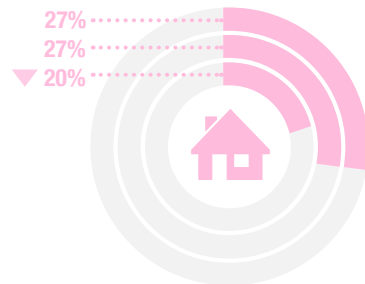
### Cost of Living



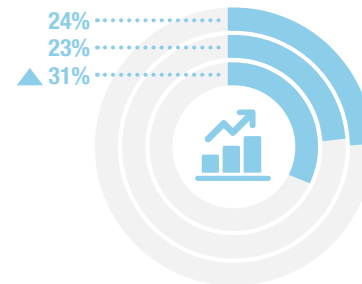
### Healthcare



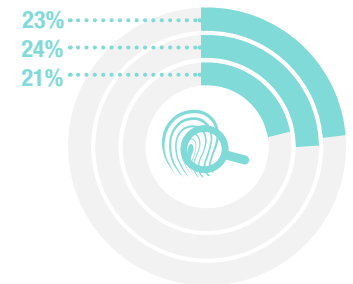
### Housing



### The Economy

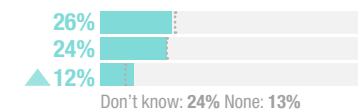
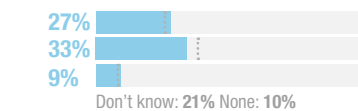
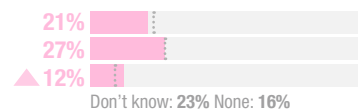
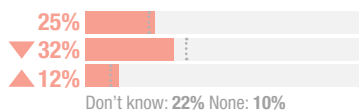
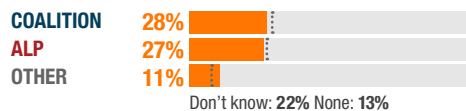


### Crime



▲ significant difference compared with current month

### Party most capable to manage the top issues facing Australia



⋮ Jul 16  
▲ significant difference compared to Jul 16



# IPSOS ISSUES MONITOR DECEMBER 2017

The top issues facing Australia

Daniel Evans  
Deputy Managing Director  
✉ dan.evans@ipsos.com  
☎ (03) 9946 0850

Lucy Hedt  
Project Manager  
✉ lucy.hedt@ipsos.com  
☎ (03) 9946 0832



	2010	2011	2012	2013	2014	2015	2016	JAN 2017	FEB 2017	MAR 2017	APR 2017	MAY 2017	JUN 2017	JUL 2017	AUG 2017	SEP 2017	OCT 2017	NOV 2017	DEC 2017
<b>Cost of Living</b>	30%	36%	36%	32%	25%	21%	23%	26%	27%	27%	27%	26%	26%	30%	32%	33%	31%	32%	32%
<b>Healthcare</b>	48%	42%	39%	41%	39%	34%	38%	34%	33%	35%	31%	32%	29%	32%	28%	30%	30%	29%	29%
<b>Housing</b>	24%	21%	19%	18%	15%	18%	20%	24%	27%	26%	29%	30%	27%	28%	26%	27%	27%	27%	27%
<b>The Economy</b>	20%	22%	26%	29%	42%	45%	33%	27%	27%	24%	27%	26%	20%	22%	24%	21%	22%	23%	24%
<b>Crime</b>	26%	28%	28%	30%	24%	22%	25%	26%	30%	28%	28%	23%	33%	28%	25%	26%	27%	24%	23%
<b>Unemployment</b>	10%	10%	17%	21%	26%	26%	24%	25%	25%	26%	23%	26%	22%	25%	22%	22%	22%	22%	22%
<b>Immigration</b>	19%	23%	22%	23%	20%	20%	20%	18%	19%	18%	19%	20%	21%	19%	20%	19%	18%	19%	19%
<b>Poverty</b>	10%	10%	10%	11%	13%	12%	13%	16%	13%	13%	14%	14%	13%	14%	16%	14%	16%	12%	16%
<b>Drug Abuse</b>	13%	12%	12%	12%	13%	16%	17%	16%	14%	18%	19%	15%	16%	17%	16%	13%	15%	17%	16%
<b>Environment</b>	20%	18%	13%	12%	10%	10%	12%	12%	15%	13%	10%	13%	12%	13%	15%	15%	15%	14%	14%
<b>Education</b>	15%	12%	16%	19%	20%	17%	18%	16%	16%	17%	15%	19%	13%	14%	11%	13%	12%	13%	13%
<b>Personal Debt</b>	15%	13%	12%	9%	6%	5%	7%	8%	8%	8%	10%	9%	9%	9%	11%	10%	11%	10%	12%
<b>Defence</b>	5%	4%	3%	3%	8%	16%	12%	9%	11%	9%	11%	11%	21%	16%	16%	17%	15%	13%	12%
<b>Population</b>	10%	8%	7%	7%	6%	6%	6%	7%	7%	7%	7%	7%	7%	8%	9%	11%	9%	9%	10%
<b>Petrol Prices</b>	9%	15%	14%	11%	8%	4%	4%	7%	4%	7%	5%	5%	6%	4%	5%	6%	7%	9%	9%
<b>Taxation</b>	6%	7%	8%	6%	8%	10%	10%	9%	7%	8%	9%	8%	8%	7%	7%	8%	7%	7%	8%
<b>Transport</b>	10%	10%	10%	9%	7%	7%	8%	9%	8%	8%	7%	9%	7%	7%	7%	7%	9%	9%	7%
<b>Racism</b>	6%	6%	5%	6%	7%	8%	8%	7%	8%	8%	7%	7%	9%	6%	7%	7%	5%	6%	4%
<b>Indigenous Issues</b>	4%	3%	3%	2%	2%	2%	3%	3%	2%	2%	2%	2%	2%	3%	3%	3%	2%	3%	3%



# IPSOS ISSUES MONITOR DECEMBER 2017

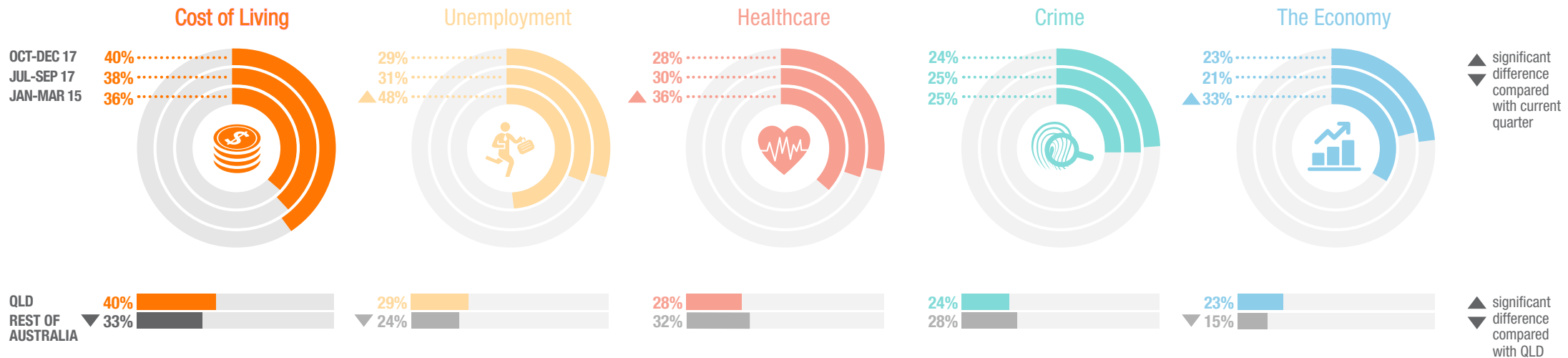
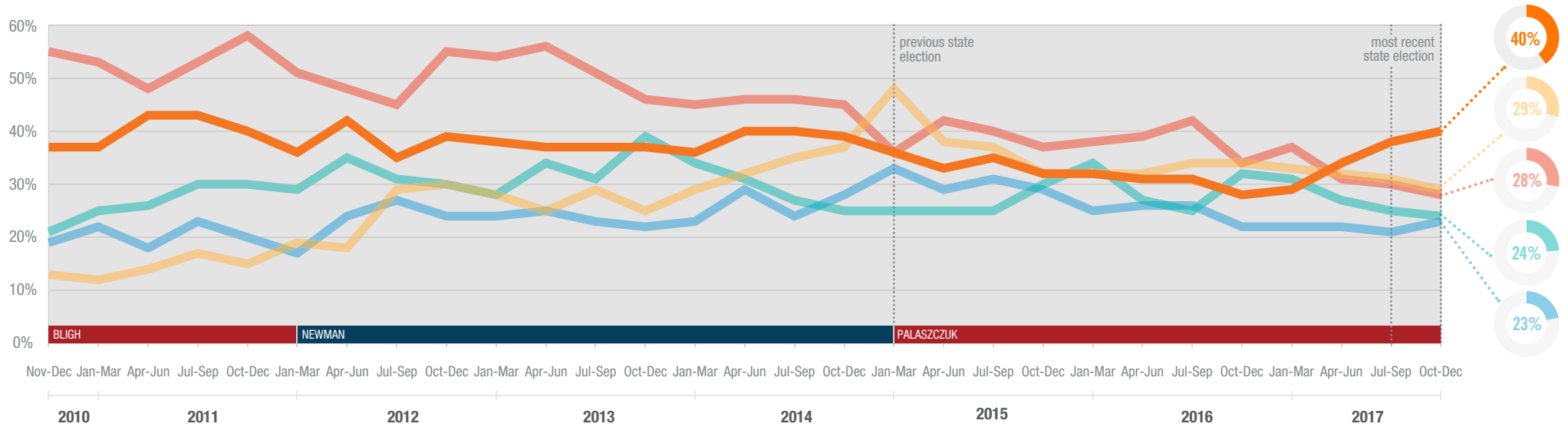
## The top issues facing Queensland

**Kylie Brosnan**  
 Head of Ipsos Public Affairs QLD  
 ✉ kylie.brosnan@ipsos.com  
 ☎ (07) 3016 7660

**Kathy Benson**  
 Director, Strategy & Research  
 ✉ kathy.benson@ipsos.com  
 ☎ (07) 3016 7662



Each quarter we ask 600 Queenslanders to select the three most important issues facing their state. The top five issues facing Queensland between October and December 2017 are shown below. A summary of all issues facing Queensland can be found overleaf. If you would like to know more about the Ipsos Issues Monitor, or Ipsos Public Affairs in Queensland, please contact Kylie Brosnan or Kathy Benson.










# IPSOS ISSUES MONITOR DECEMBER 2017

The top issues facing Queensland

**Kylie Brosnan**  
Head of Ipsos Public Affairs QLD  
✉ kylie.brosnan@ipsos.com  
☎ (07) 3016 7660

**Kathy Benson**  
Director, Strategy & Research  
✉ kathy.benson@ipsos.com  
☎ (07) 3016 7662



	2010	2011	2012	2013	2014	2015	2016	JAN-MAR 2017	APR-JUN 2017	JUL-SEP 2017	OCT-DEC 2017
 <b>Cost of Living</b>	37%	40%	38%	37%	39%	34%	30%	29%	34%	38%	40%
 <b>Unemployment</b>	13%	14%	24%	27%	33%	39%	33%	33%	32%	31%	29%
 <b>Healthcare</b>	55%	53%	50%	52%	45%	38%	38%	37%	31%	30%	28%
 <b>Crime</b>	21%	28%	31%	33%	29%	27%	30%	31%	27%	25%	24%
 <b>The Economy</b>	19%	21%	23%	24%	26%	30%	25%	22%	22%	21%	23%
<b>Petrol Prices</b>	13%	26%	24%	21%	21%	15%	11%	14%	14%	14%	22%
<b>Housing</b>	24%	22%	18%	15%	15%	17%	19%	21%	22%	22%	21%
<b>Transport</b>	17%	17%	15%	15%	12%	14%	17%	19%	18%	18%	18%
<b>Environment</b>	13%	14%	10%	10%	9%	10%	11%	12%	13%	15%	16%
<b>Drug Abuse</b>	10%	9%	9%	10%	10%	17%	21%	18%	19%	18%	16%
<b>Personal Debt</b>	17%	11%	10%	10%	8%	7%	9%	7%	7%	11%	11%
<b>Education</b>	21%	14%	17%	17%	18%	17%	16%	17%	14%	13%	11%
<b>Poverty</b>	9%	6%	6%	8%	9%	9%	11%	13%	12%	14%	10%
<b>Immigration</b>	6%	7%	7%	7%	7%	6%	7%	8%	10%	7%	8%
<b>Population</b>	12%	7%	5%	4%	4%	3%	5%	2%	6%	4%	7%
<b>Taxation</b>	3%	5%	6%	5%	6%	5%	6%	6%	7%	6%	6%
<b>Racism</b>	3%	2%	2%	4%	3%	3%	4%	4%	5%	5%	4%
<b>Indigenous Issues</b>	5%	3%	3%	3%	3%	3%	4%	3%	3%	3%	3%
<b>Defence</b>	1%	1%	1%	1%	2%	5%	3%	4%	5%	3%	3%