



IPSOS ISSUES MONITOR DECEMBER 2017

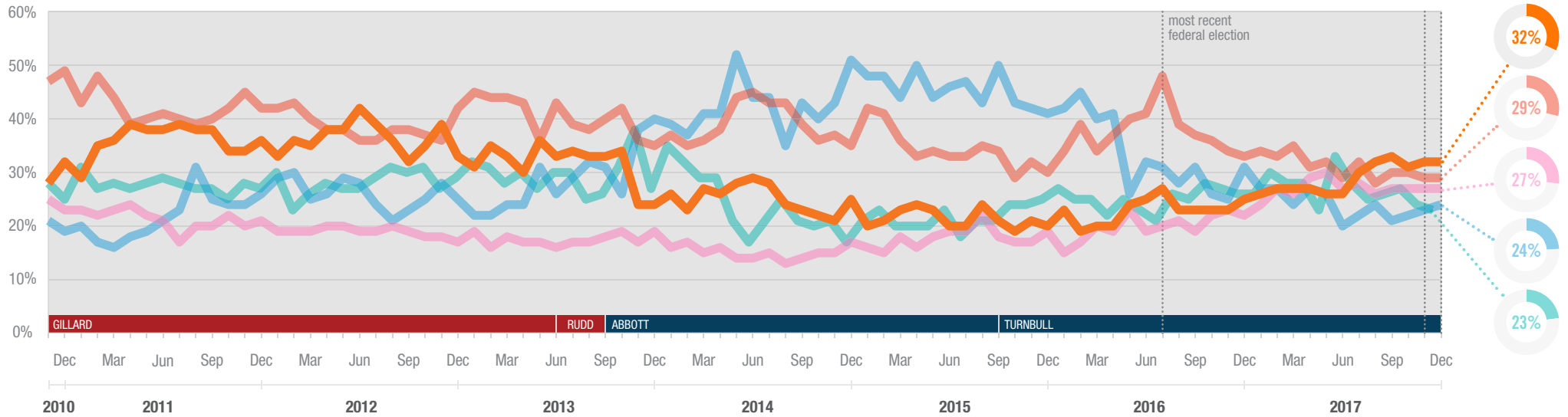
The top issues facing Australia

Daniel Evans
Deputy Managing Director
✉ dan.evans@ipsos.com
☎ (03) 9946 0850

Lucy Hedt
Project Manager
✉ lucy.hedt@ipsos.com
☎ (03) 9946 0832

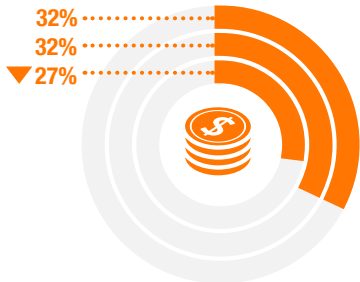


Each month we ask 1,000 Australians to select the three most important issues facing the nation. The top five issues facing Australia in December 2017 are shown below. A summary of all issues facing Australia can be found overleaf. If you would like to know more about the Ipsos Issues Monitor, or Ipsos Public Affairs, please contact Daniel Evans or Lucy Hedt.

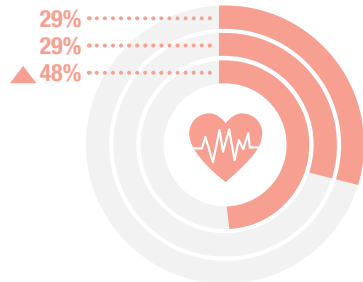


Cost of Living

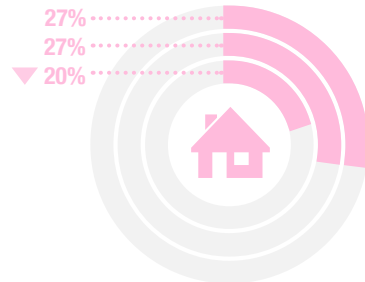
DEC 17
NOV 17
JUL 16



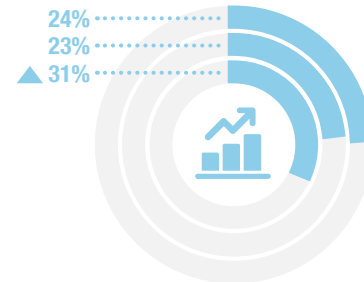
Healthcare



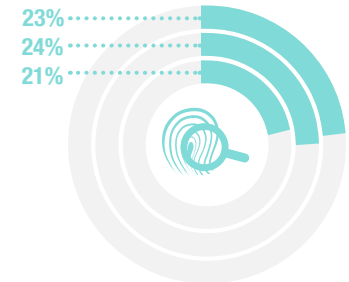
Housing



The Economy



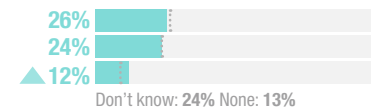
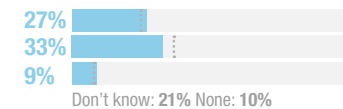
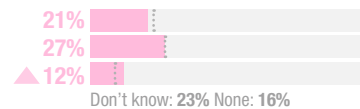
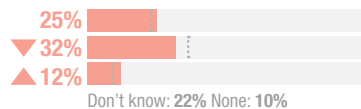
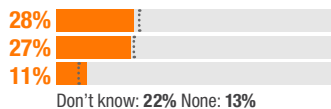
Crime



▲ significant difference compared with current month

Party most capable to manage the top issues facing Australia

COALITION
ALP
OTHER



⋮ Jul 16
▲ significant difference compared to Jul 16



IPSOS ISSUES MONITOR DECEMBER 2017

The top issues facing Australia

Daniel Evans
Deputy Managing Director
✉ dan.evans@ipsos.com
☎ (03) 9946 0850

Lucy Hedt
Project Manager
✉ lucy.hedt@ipsos.com
☎ (03) 9946 0832



	2010	2011	2012	2013	2014	2015	2016	JAN 2017	FEB 2017	MAR 2017	APR 2017	MAY 2017	JUN 2017	JUL 2017	AUG 2017	SEP 2017	OCT 2017	NOV 2017	DEC 2017
Cost of Living	30%	36%	36%	32%	25%	21%	23%	26%	27%	27%	27%	26%	26%	30%	32%	33%	31%	32%	32%
Healthcare	48%	42%	39%	41%	39%	34%	38%	34%	33%	35%	31%	32%	29%	32%	28%	30%	30%	29%	29%
Housing	24%	21%	19%	18%	15%	18%	20%	24%	27%	26%	29%	30%	27%	28%	26%	27%	27%	27%	27%
The Economy	20%	22%	26%	29%	42%	45%	33%	27%	27%	24%	27%	26%	20%	22%	24%	21%	22%	23%	24%
Crime	26%	28%	28%	30%	24%	22%	25%	26%	30%	28%	28%	23%	33%	28%	25%	26%	27%	24%	23%
Unemployment	10%	10%	17%	21%	26%	26%	24%	25%	25%	26%	23%	26%	22%	25%	22%	22%	22%	22%	22%
Immigration	19%	23%	22%	23%	20%	20%	20%	18%	19%	18%	19%	20%	21%	19%	20%	19%	18%	19%	19%
Poverty	10%	10%	10%	11%	13%	12%	13%	16%	13%	13%	14%	14%	13%	14%	16%	14%	16%	12%	16%
Drug Abuse	13%	12%	12%	12%	13%	16%	17%	16%	14%	18%	19%	15%	16%	17%	16%	13%	15%	17%	16%
Environment	20%	18%	13%	12%	10%	10%	12%	12%	15%	13%	10%	13%	12%	13%	15%	15%	15%	14%	14%
Education	15%	12%	16%	19%	20%	17%	18%	16%	16%	17%	15%	19%	13%	14%	11%	13%	12%	13%	13%
Personal Debt	15%	13%	12%	9%	6%	5%	7%	8%	8%	8%	10%	9%	9%	9%	11%	10%	11%	10%	12%
Defence	5%	4%	3%	3%	8%	16%	12%	9%	11%	9%	11%	11%	21%	16%	16%	17%	15%	13%	12%
Population	10%	8%	7%	7%	6%	6%	6%	7%	7%	7%	7%	7%	7%	8%	9%	11%	9%	9%	10%
Petrol Prices	9%	15%	14%	11%	8%	4%	4%	7%	4%	7%	5%	5%	6%	4%	5%	6%	7%	9%	9%
Taxation	6%	7%	8%	6%	8%	10%	10%	9%	7%	8%	9%	8%	8%	7%	7%	8%	7%	7%	8%
Transport	10%	10%	10%	9%	7%	7%	8%	9%	8%	8%	7%	9%	7%	7%	7%	7%	9%	9%	7%
Racism	6%	6%	5%	6%	7%	8%	8%	7%	8%	8%	7%	7%	9%	6%	7%	7%	5%	6%	4%
Indigenous Issues	4%	3%	3%	2%	2%	2%	3%	3%	2%	2%	2%	2%	2%	3%	3%	3%	2%	3%	3%



IPSOS ISSUES MONITOR DECEMBER 2017

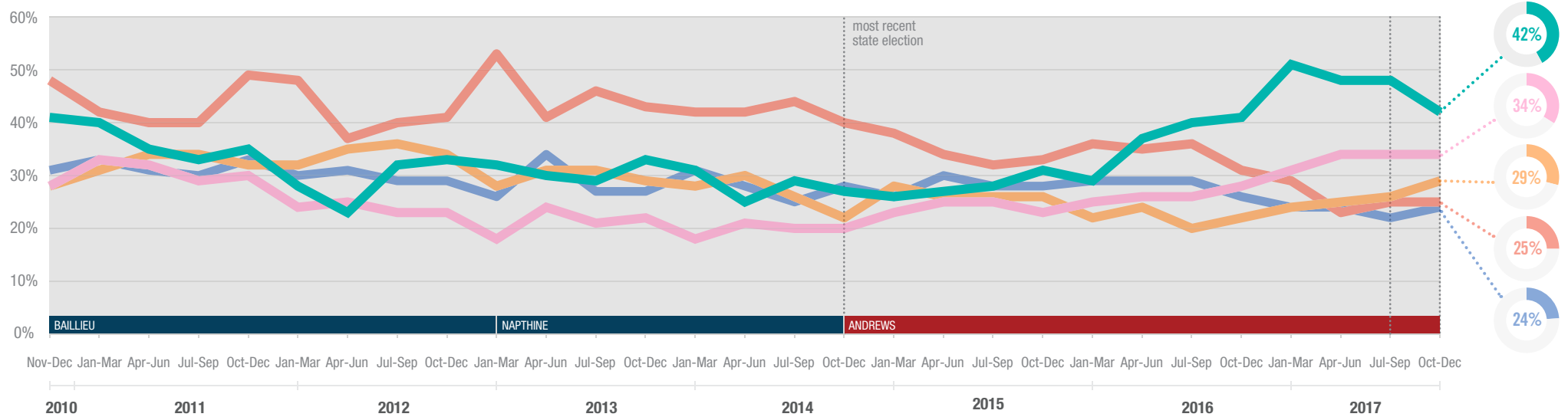
The top issues facing Victoria

Daniel Evans
Deputy Managing Director
✉ dan.evans@ipsos.com
☎ (03) 9946 0850

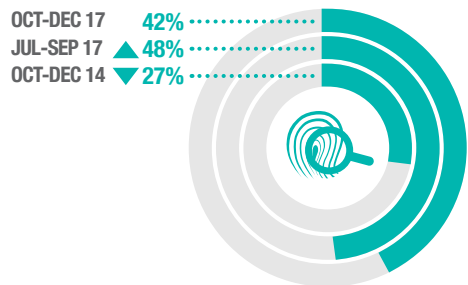
Lucy Hedt
Project Manager
✉ lucy.hedt@ipsos.com
☎ (03) 9946 0832



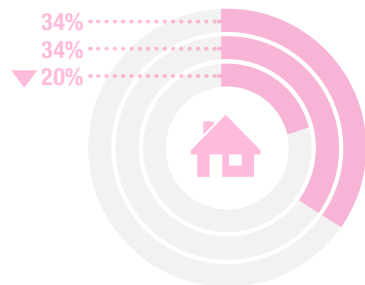
Each quarter we ask 800 Victorians to select the three most important issues facing their state. The top five issues facing Victoria between October and December 2017 are shown below. A summary of all issues facing Victoria can be found overleaf. If you would like to know more about the Ipsos Issues Monitor, or Ipsos Public Affairs in Victoria, please contact Daniel Evans or Lucy Hedt.



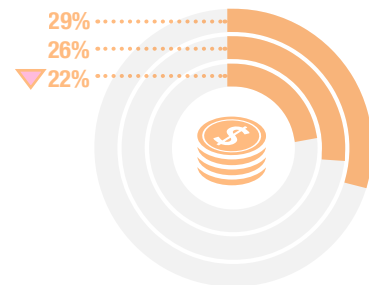
Crime



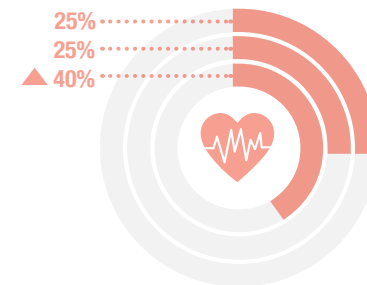
Housing



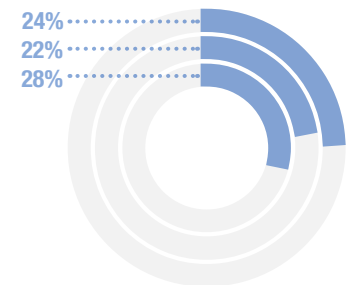
Cost of Living




Healthcare



Transport



▲ significant difference compared with current quarter



▲ significant difference compared with VIC



IPSOS ISSUES MONITOR DECEMBER 2017

The top issues facing Victoria

Daniel Evans
Deputy Managing Director
✉ dan.evans@ipsos.com
☎ (03) 9946 0850

Lucy Hedt
Project Manager
✉ lucy.hedt@ipsos.com
☎ (03) 9946 0832



	2010	2011	2012	2013	2014	2015	2016	JAN-MAR 2017	APR-JUN 2017	JUL-SEP 2017	OCT-DEC 2017
Crime	41%	36%	29%	31%	28%	28%	36%	51%	48%	48%	42%
Housing	28%	31%	24%	22%	20%	24%	26%	31%	34%	34%	34%
Cost of Living	28%	33%	34%	30%	27%	26%	22%	24%	25%	26%	29%
Healthcare	48%	43%	42%	46%	42%	34%	34%	29%	23%	25%	25%
Transport	31%	32%	30%	28%	28%	28%	28%	24%	24%	22%	24%
Drug Abuse	15%	13%	13%	14%	17%	23%	23%	22%	26%	26%	21%
Unemployment	8%	10%	23%	25%	35%	31%	24%	22%	20%	18%	20%
Population	8%	8%	7%	7%	7%	8%	9%	8%	10%	14%	13%
Poverty	7%	8%	7%	7%	9%	10%	12%	11%	13%	14%	12%
Education	16%	13%	21%	21%	20%	18%	17%	15%	13%	12%	12%
The Economy	12%	11%	16%	17%	20%	22%	17%	11%	10%	10%	12%
Immigration	6%	8%	7%	8%	7%	8%	10%	10%	12%	9%	10%
Personal Debt	11%	11%	10%	7%	6%	7%	7%	8%	7%	10%	9%
Environment	17%	13%	8%	9%	8%	9%	9%	9%	8%	10%	9%
Petrol Prices	11%	18%	18%	16%	13%	7%	6%	8%	7%	6%	9%
Defence	2%	1%	1%	1%	2%	5%	4%	4%	7%	6%	6%
Racism	5%	6%	4%	5%	5%	5%	7%	6%	8%	5%	5%
Taxation	4%	5%	5%	5%	5%	7%	7%	6%	5%	4%	4%
Indigenous Issues	1%	1%	1%	1%	1%	1%	2%	2%	1%	1%	2%