



Ipsos MORI

# POLITICAL MONITOR

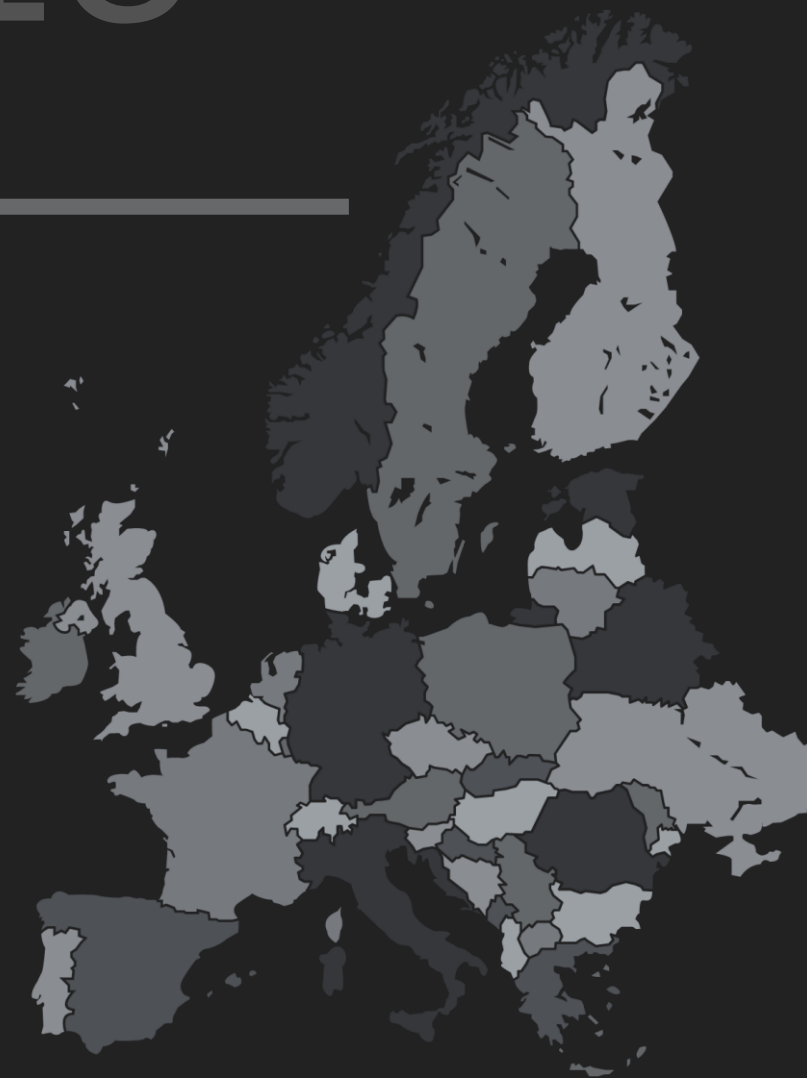
January  
2018



# January 2018

---

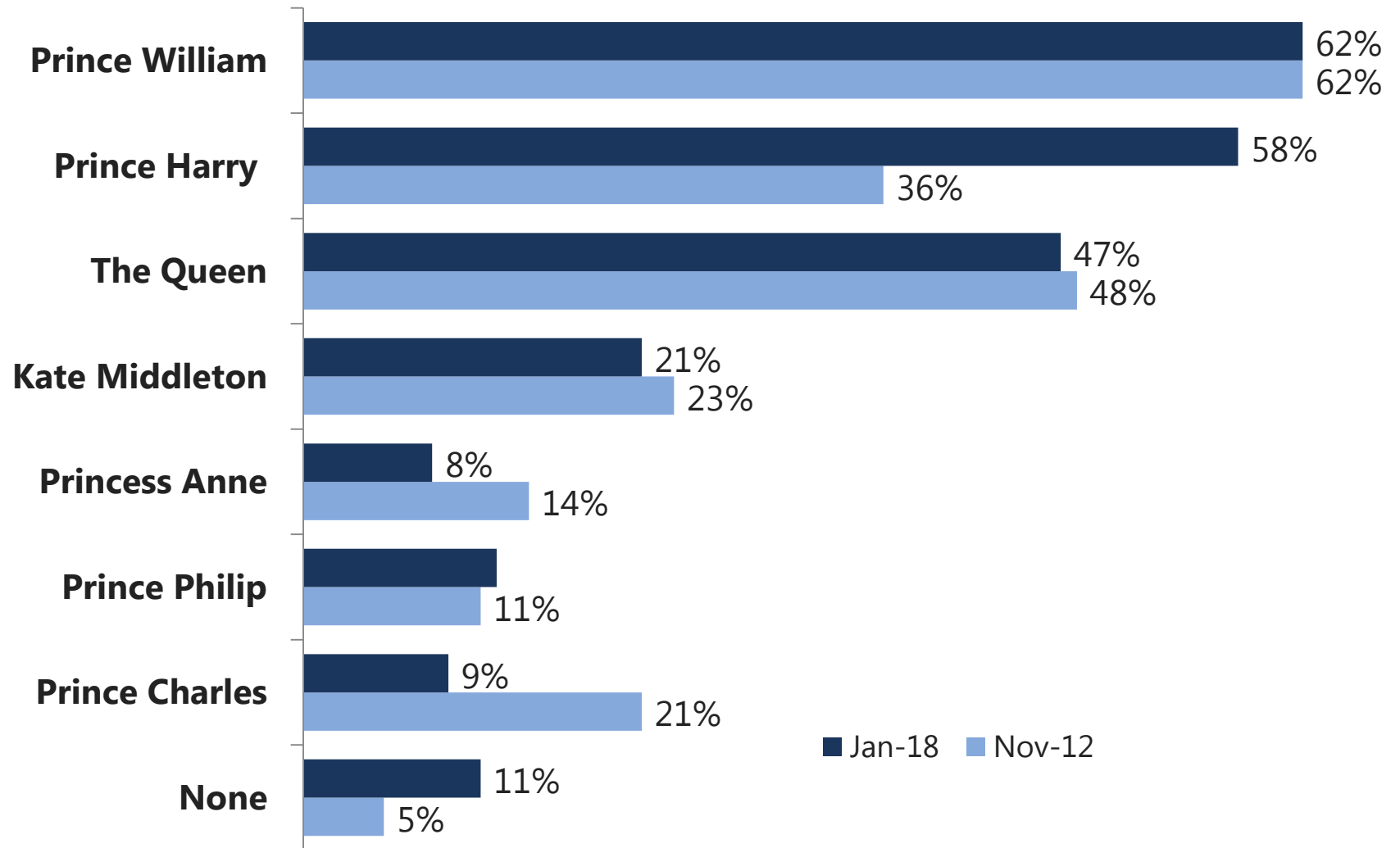
## The Royal Family



Ipsos MORI

# Princes William and Harry are the most liked members of the Royal Family

WHICH TWO OR THREE MEMBERS OF THE ROYAL FAMILY DO YOU LIKE THE MOST? (UNPROMPTED)



Base: 1,031 British adults 18+ 19th January – 23rd January 2018. Showing answers of 5% or more

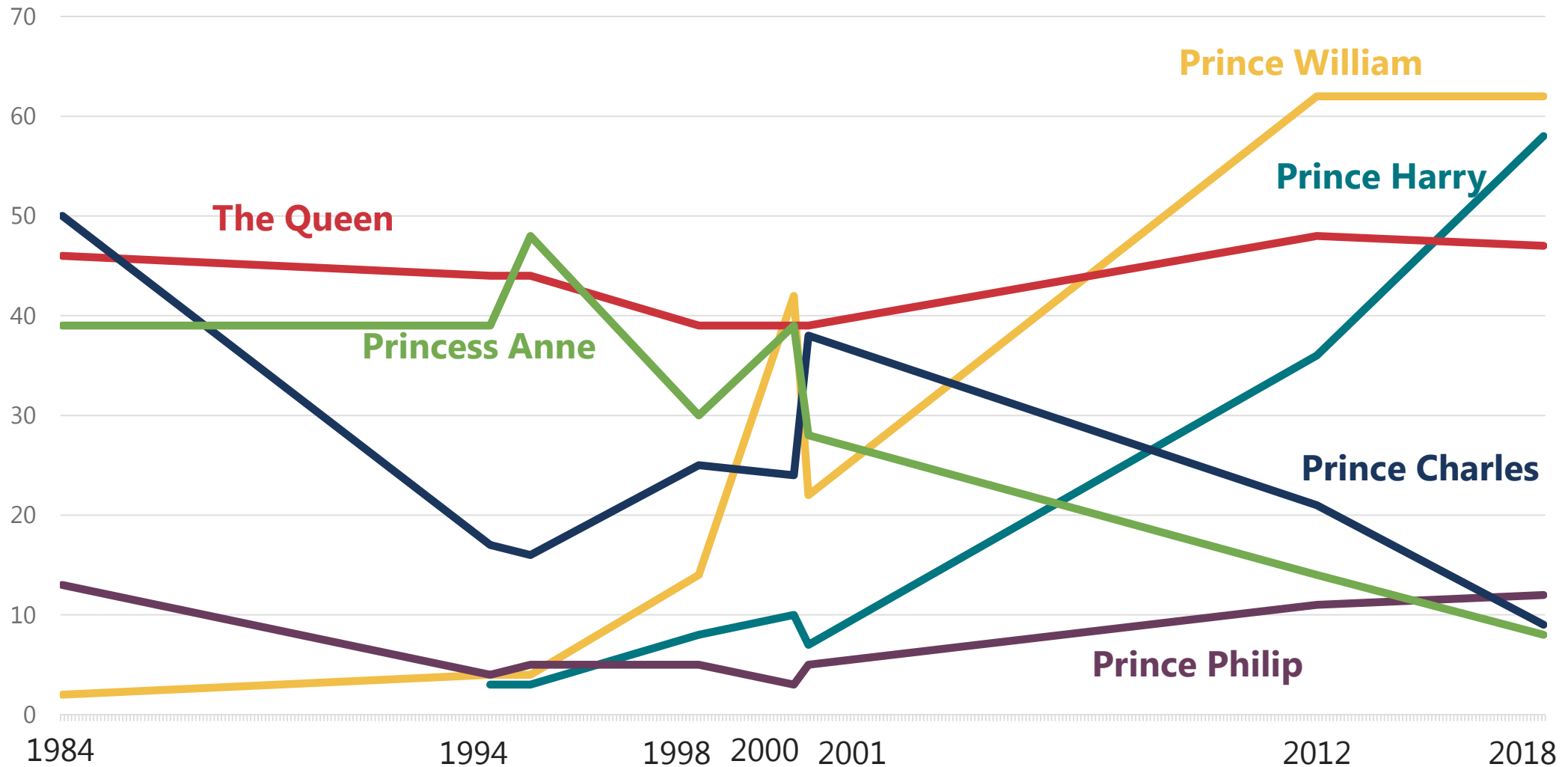
Source: Ipsos MORI Political Monitor



Ipsos MORI

# The Queen's popularity has remained fairly stable since 1984, while William and Harry have moved up in public opinion in recent years

WHICH TWO OR THREE MEMBERS OF THE ROYAL FAMILY DO YOU LIKE THE MOST? (UNPROMPTED)



Base: 1,031 British adults 18+ 19th January – 23rd January 2018

Source: Ipsos MORI Political Monitor



Ipsos MORI

# Most liked members of the Royal Family 1984-2018

WHICH TWO OR THREE MEMBERS OF THE ROYAL FAMILY DO YOU LIKE THE MOST? (UNPROMPTED)

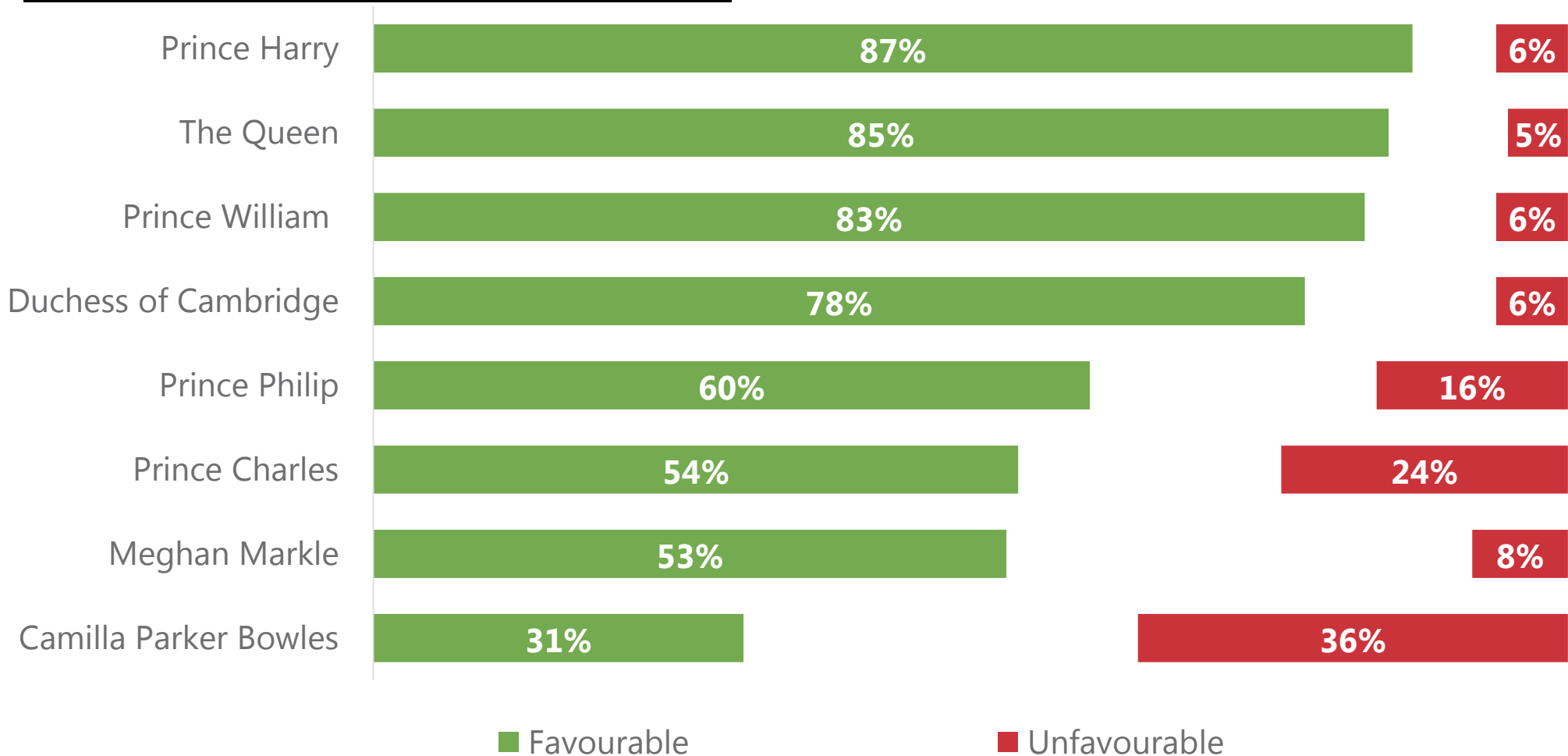
April 1984	Jan 1994	Dec 1994	Oct 1998	Dec 2000	April 2001	Nov 2012	Jan 2018
Prince Charles 50%	Princess Diana 47%	Princess Anne 48%	The Queen 39%	Prince William 42%	The Queen 39%	Prince William 62%	Prince William 62%
The Queen 46%	The Queen Mother 45%	The Queen 44%	Princess Anne 30%	The Queen 39%	Prince Charles 38%	The Queen 48%	Prince Harry 58%
Princess Diana 45%	The Queen 44%	The Queen Mother 38%	The Queen Mother 29%	Princess Anne 39%	Princess Anne 28%	Prince Harry 36%	The Queen 47%
Princess Anne 39%	Princess Anne 39%	Princess Diana 33%	Prince Charles 25%	The Queen Mother 29%	Prince William 22%	Duchess of Cambridge 23%	Duchess of Cambridge 21%
The Queen Mother 31%	Prince Charles 17%	Prince Charles 16%	Prince Andrew 13%	Prince Charles 24%	The Queen Mother 19%	Prince Charles 21%	Prince Philip – 12%

Base: c 500-1,000 British adults 18+ each wave

Source: Ipsos MORI Political Monitor

# Prince Harry, the Queen, Prince William and Duchess of Cambridge all get very high favourability ratings

HOW FAVOURABLE OR UNFAVOURABLE ARE YOUR OPINIONS AND IMPRESSIONS OF EACH OF THE FOLLOWING MEMBERS OF THE ROYAL FAMILY?



Base: 1,031 British adults 18+ 19th January – 23rd January 2018

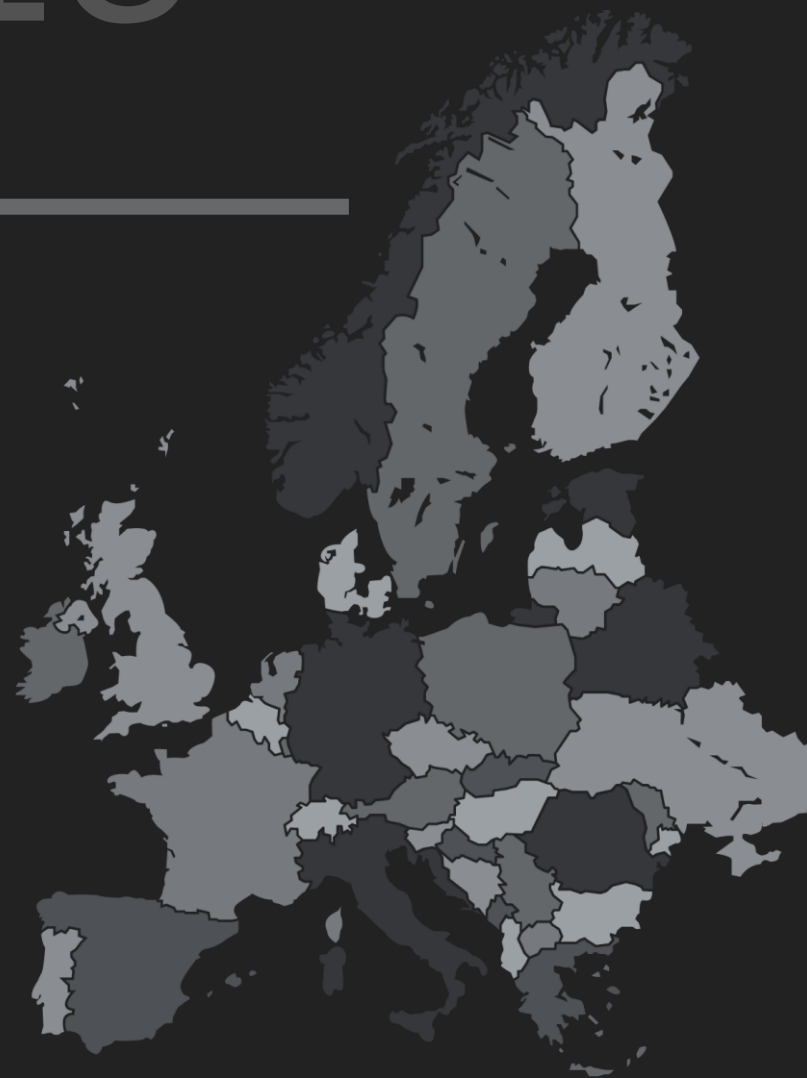
Source: Ipsos MORI Political Monitor



**Ipsos MORI**

# January 2018

## **President Trump and the Royal Wedding**



# Majority think Trump should not be invited to Royal Wedding – though opposition falls if Obama is invited

*As you may know, Prince Harry and Meghan Markle are going to get married in May. Looking forward to the Royal Wedding:*

***Do you think that American President Donald Trump should be, or should not be invited to attend the wedding?***



***Do you think that American President Donald Trump should be, or should not be invited to attend the wedding if former American President Barack Obama is invited?***




■ Should be invited ■ Should not be invited

Base: Split sampled- each question was asked of c.500 British adults 18+ 19<sup>th</sup> January – 23<sup>rd</sup> January 2018

Source: Ipsos MORI Political Monitor

# Ipsos MORI

January 2018 POLITICAL MONITOR



Ipsos MORI