



Global Survey

A world divided?

Ipsos | Social Research Institute

GAME CHANGERS

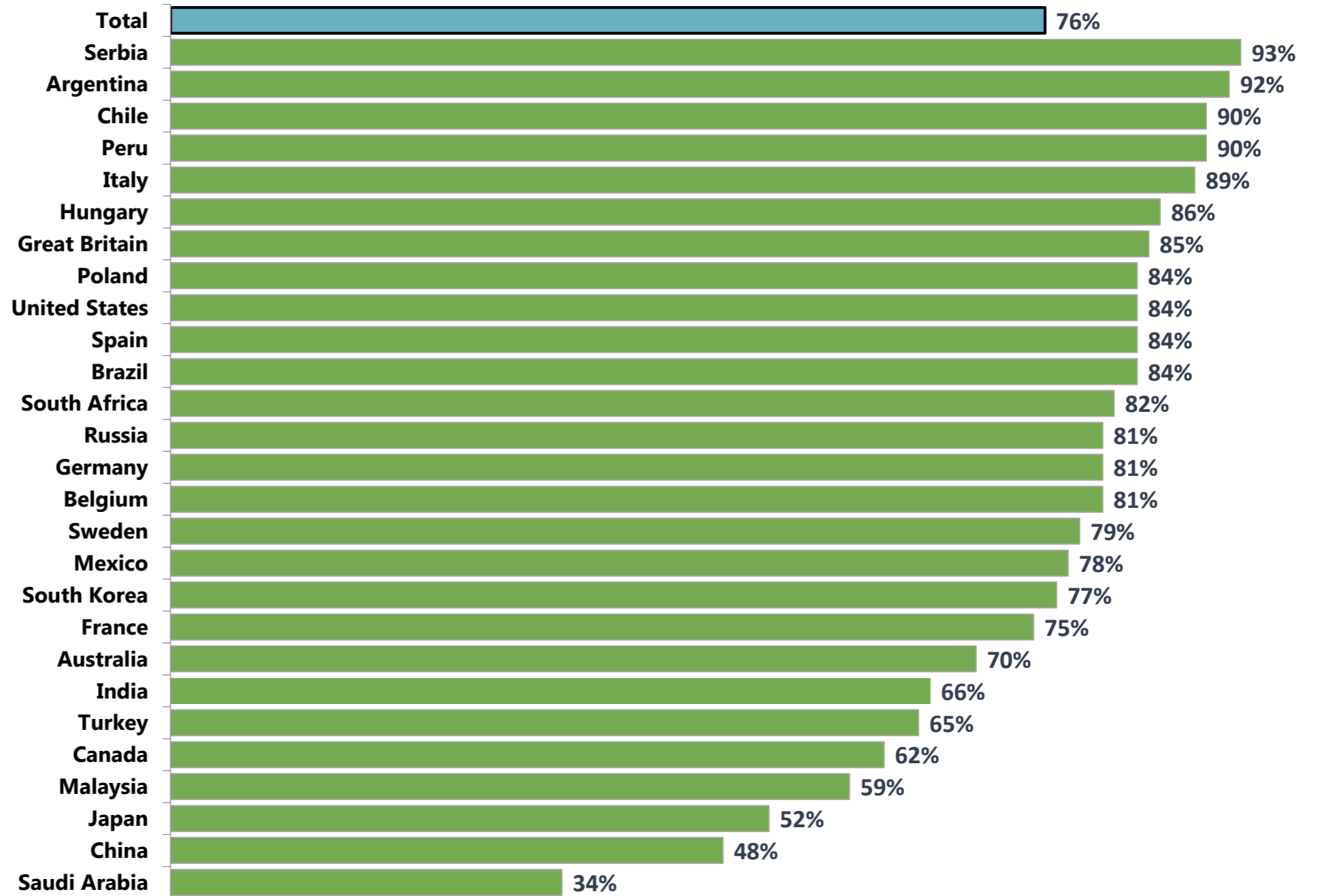


© 2018 Ipsos. All rights reserved. Contains Ipsos' Confidential and Proprietary information and *may not be* disclosed or reproduced without the prior written consent of Ipsos.

Three in four people globally think that their country is divided - Serbia seen as most divided, Saudi Arabia least divided

Q. Overall, how divided do you think your country is these days?

% Very/Fairly divided

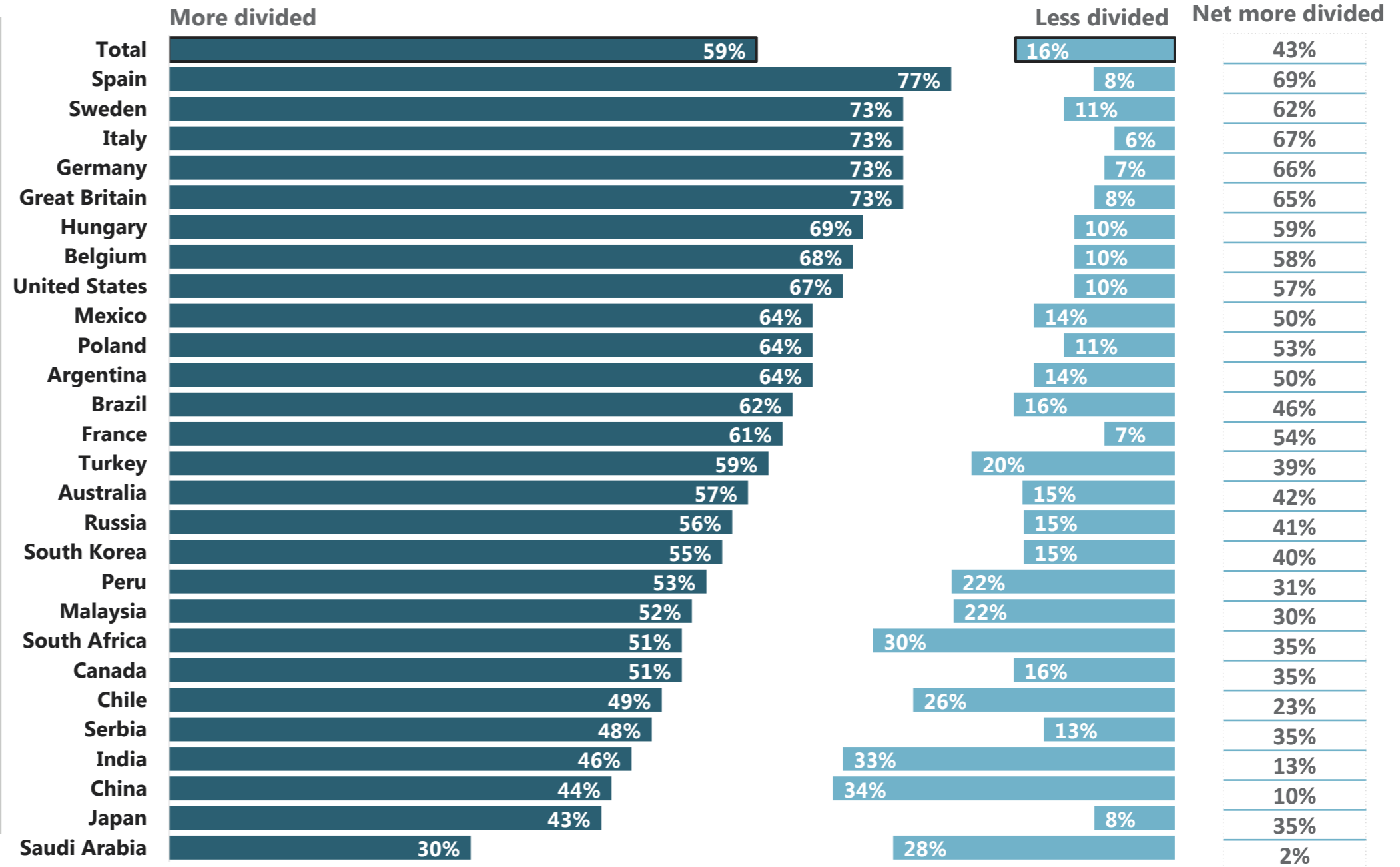


Base: 19,428 online adults aged 16-64 across 27 countries, 26 Jan-9th Feb 2018



And six in ten say their country is more divided now than it was ten years ago, compared with one in six who think it is less divided

Q. And do you think [COUNTRY] society is more or less divided than it was ten years ago, or is it about the same?

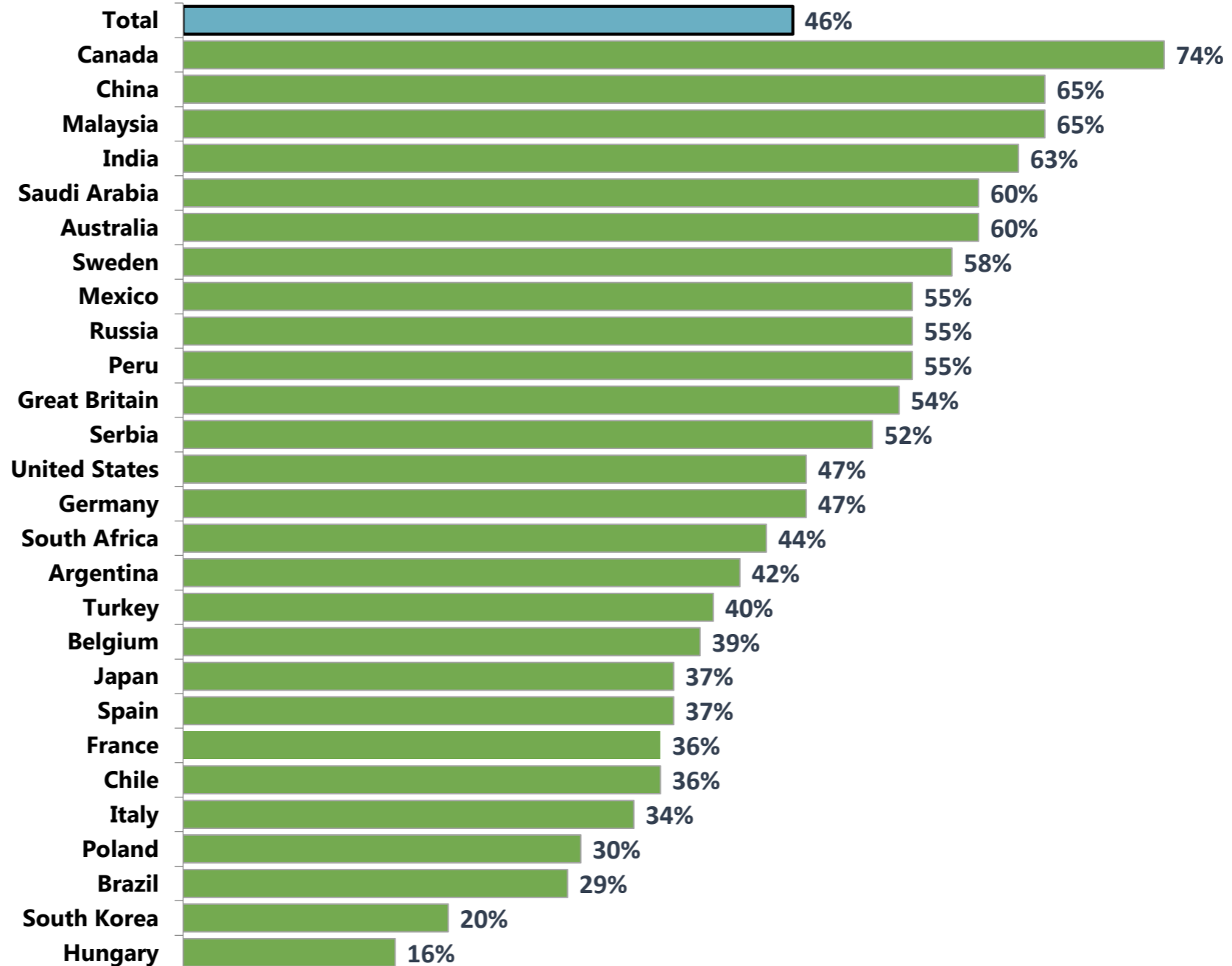


Base: 19,428 online adults aged 16-64 across 27 countries, 26 Jan-9th Feb 2018

Overall, approaching half of people think that people in their country are tolerant of those with different backgrounds, cultures or views. Canadians most tolerant whereas Hungarians least tolerant

Q. And overall, how tolerant do you think people in [COUNTRY] are of each other when it comes to people with different backgrounds, cultures or points of view?

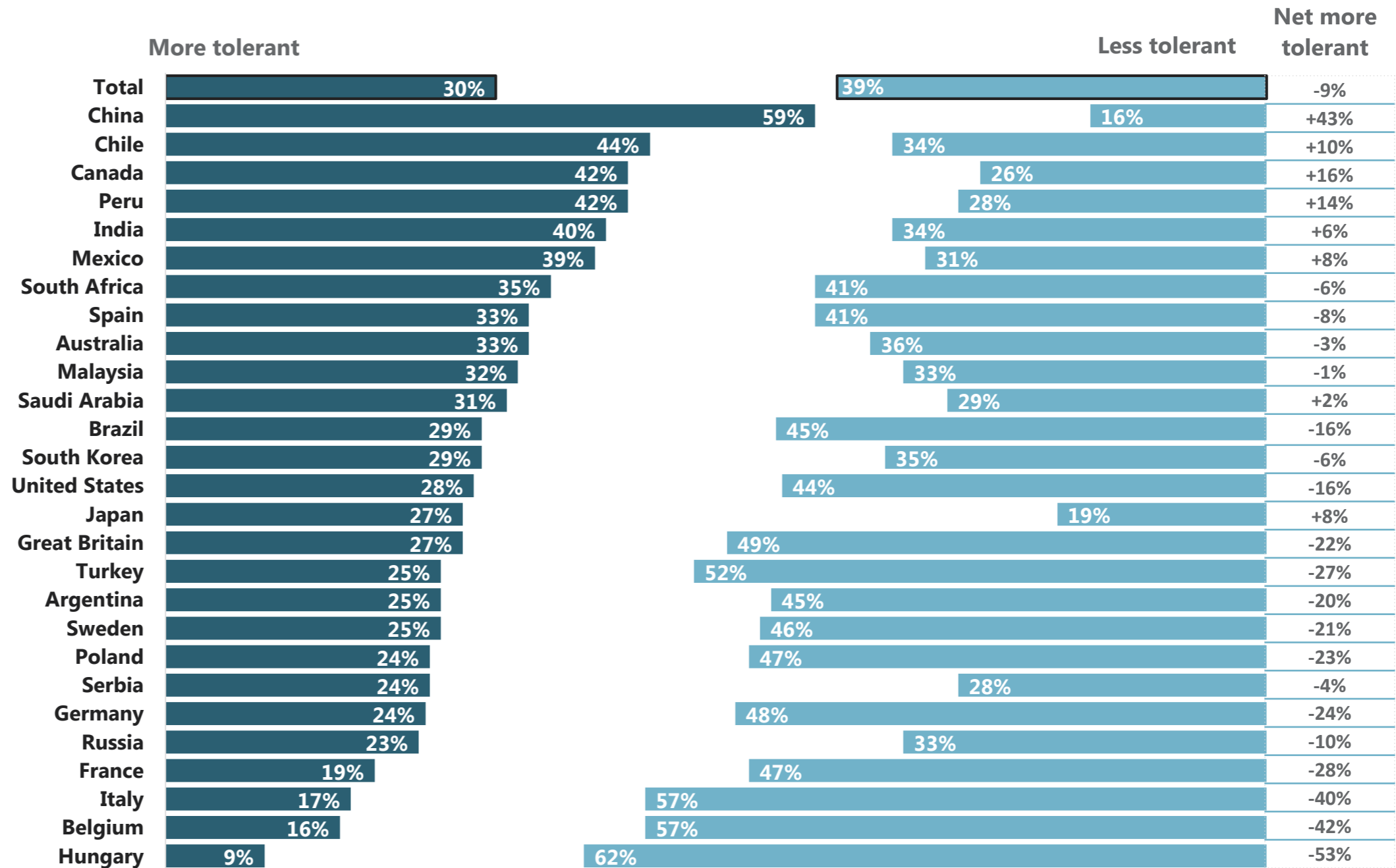
Very/Fairly Tolerant



Base: 19,428 online adults aged 16-64 across 27 countries, 26 Jan-9th Feb 2018

And on balance, more think that people in their country have become less tolerant of those with different backgrounds, cultures and views than 10 years ago. In China people say there is more tolerance whereas in Hungary there is much less

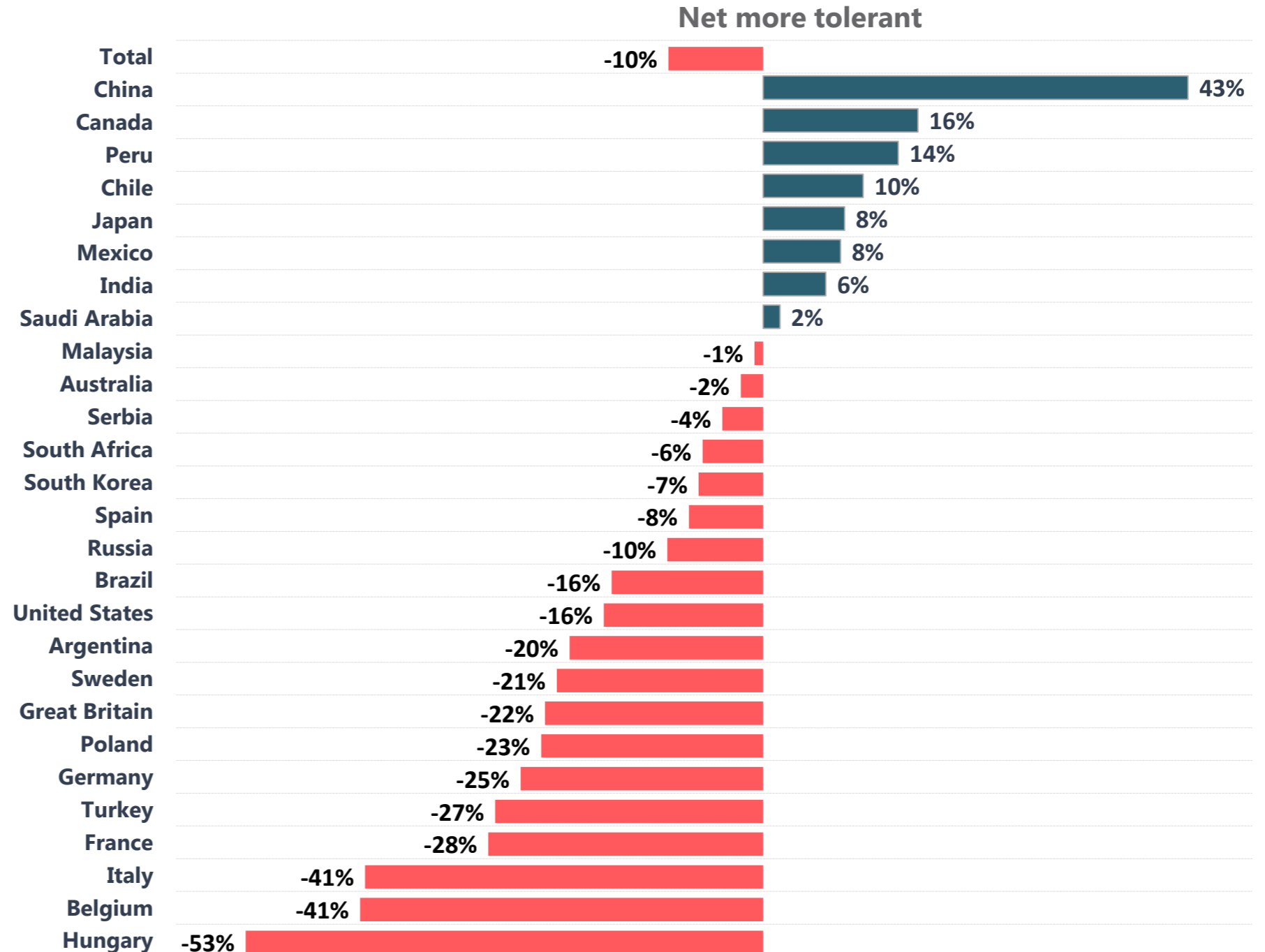
Q. And do you think people in [COUNTRY] are more or less tolerant of each other when it comes to people with people with different backgrounds, cultures or points of view than ten years ago, or is it about the same?



Base: 19,428 online adults aged 16-64 across 27 countries, 26 Jan-9th Feb 2018

People in China, Canada and Peru most likely to say there is more tolerance whereas in Hungary, Belgium and Italy people say there is much less tolerance

Q. And do you think people in [COUNTRY] are more or less tolerant of each other when it comes to people with people with different backgrounds, cultures or points of view than ten years ago, or is it about the same?

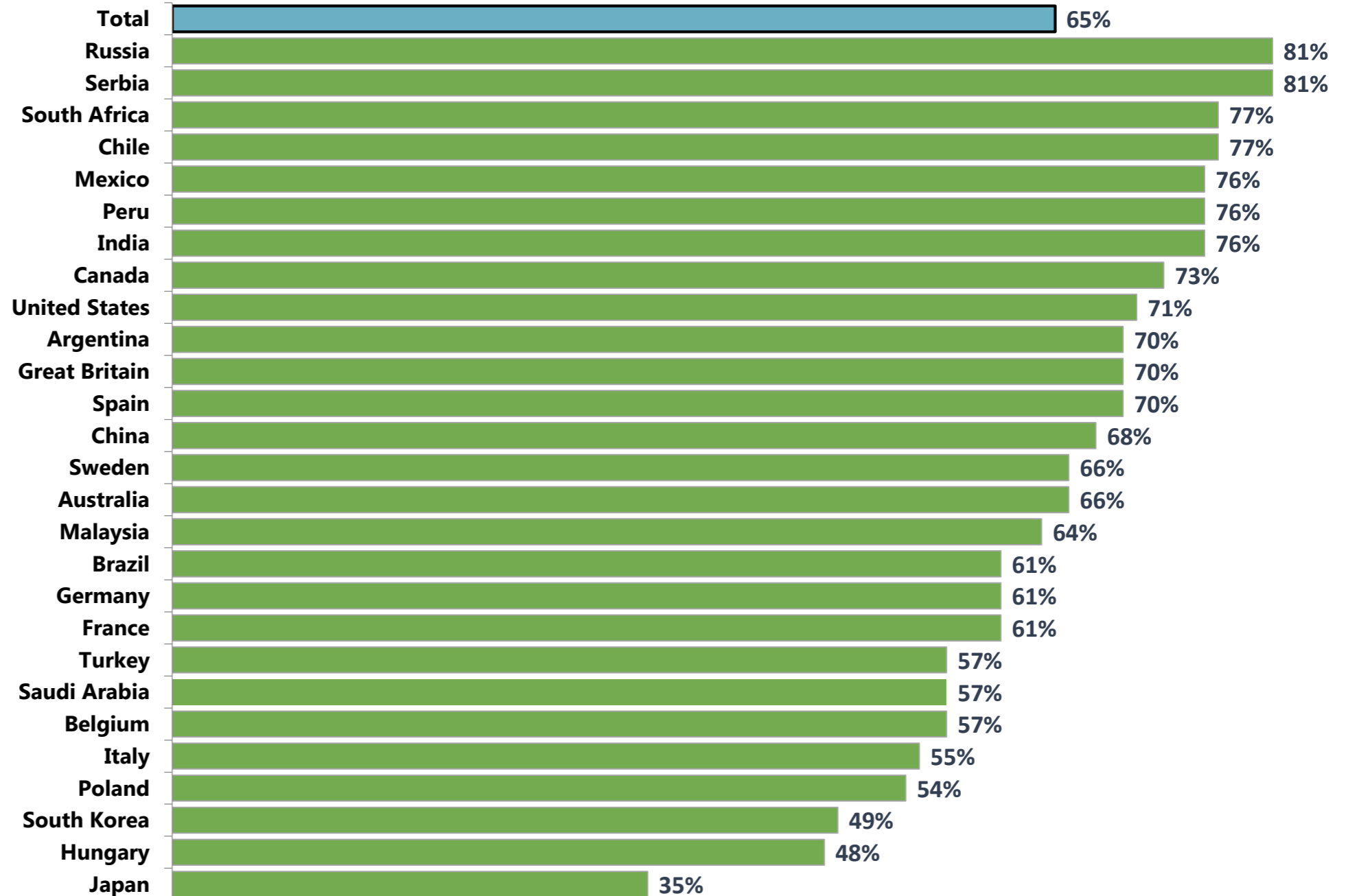


Base: 19,428 online adults aged 16-64 across 27 countries, 26 Jan-9th Feb 2018

Despite less tolerance and more division, two-thirds think that people across the world have more in things in common than things that make them different – but this falls to less than half in Japan, Hungary and South Korea

Q. To what extent do you agree or disagree that people across the world have more things in common than things that make them different?

Strongly/Tend to agree

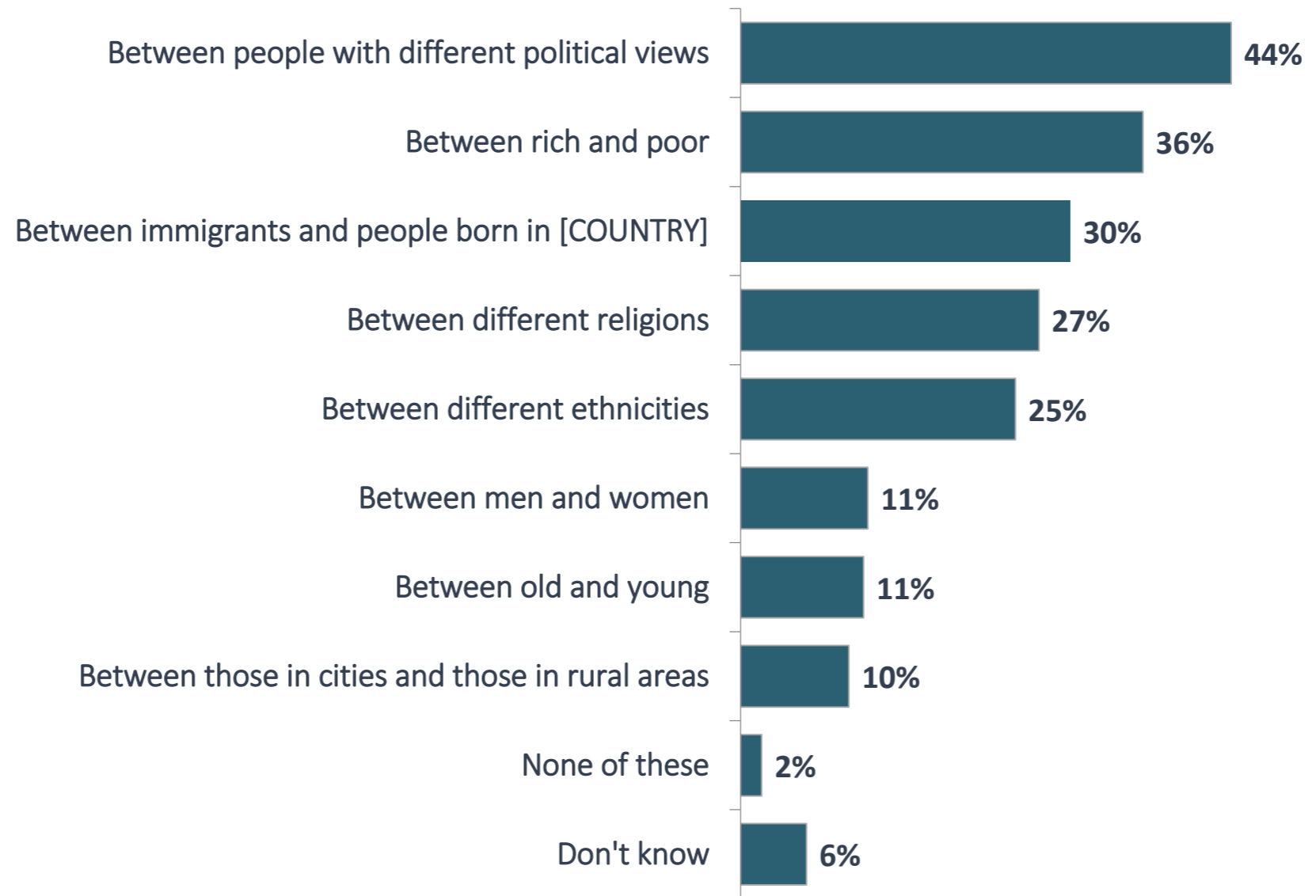


Base: 19,428 online adults aged 16-64 across 27 countries, 26 Jan-9th Feb 2018



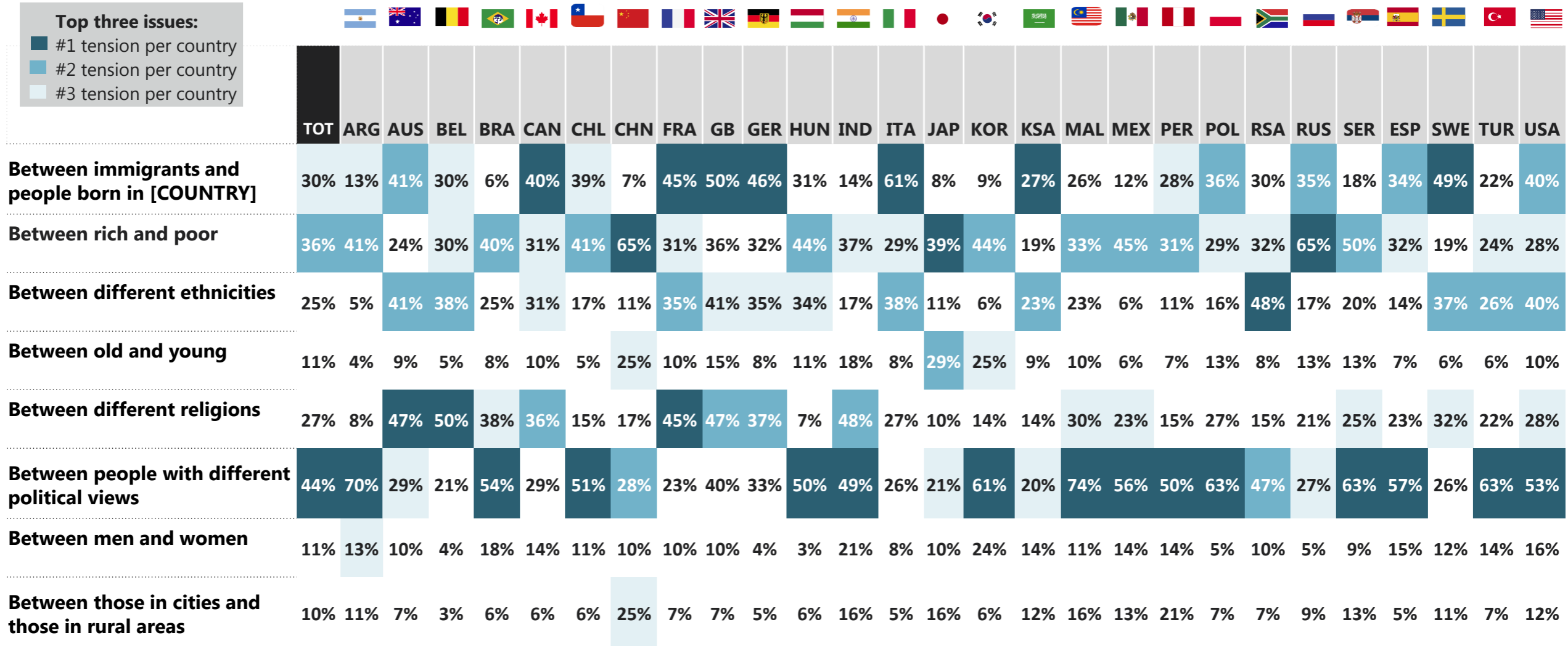
Differences in political views are seen as the greatest cause of tension between people – followed by differences in wealth and between immigrants and those born in the country

Q. Between which of the following groups, if any, do you think there is most tension in [COUNTRY] today?



Base: 19,428 online adults aged 16-64 across 27 countries, 26 Jan-9th Feb 2018

In Malaysia, Argentina, Turkey, Serbia & Poland differences in political views seen as biggest cause of tension
People in Italy, Sweden, Britain, Germany & France cite differences between immigrants and those born in the country. In China and Russia biggest cause of tension is difference between rich and poor.



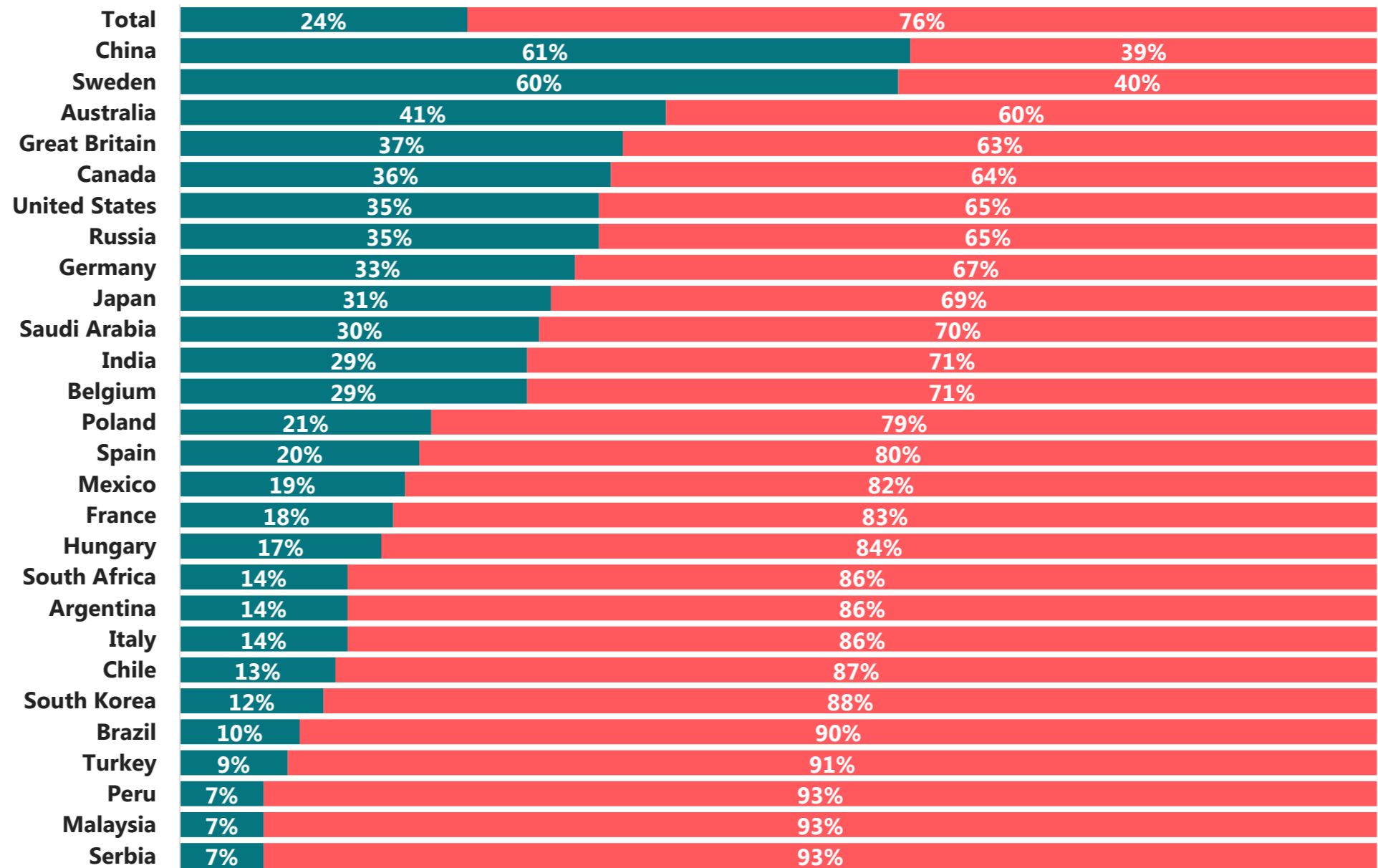
Base: 19,428 online adults aged 16-64 across 27 countries, 26 Jan-9th Feb 2018

Globally, one in four people say that most people can be trusted vs three-quarters who say you need to be careful when dealing with people. Levels of trust are highest in China and Sweden and lowest in Serbia, Malaysia and Peru

Q. Generally speaking, would you say that most people can be trusted, or that you need to be very careful in dealing with people?

Most people can be trusted

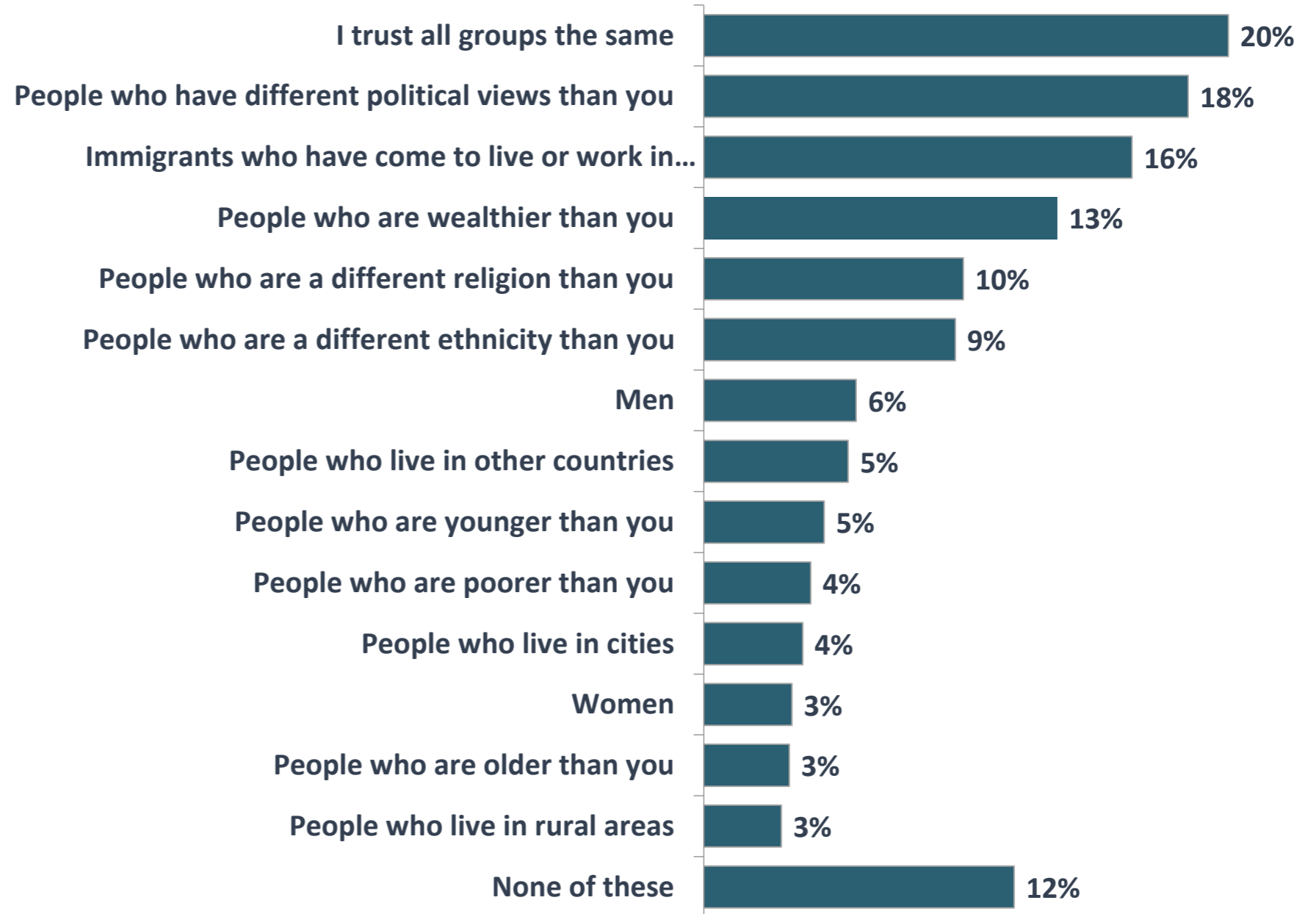
Need to be careful when dealing with people



Base: 19,428 online adults aged 16-64 across 27 countries, 26 Jan-9th Feb 2018

While 1 in 5 say they trust all groups equally, there is least trust for people with different political views, immigrants and those who are wealthier

Q. When thinking about people from the following groups, which, if any, would you say that you trust the least?



Base: 19,428 online adults aged 16-64 across 27 countries, 26 Jan-9th Feb 2018

Immigrants least trusted in Russia, Malaysia & Hungary. People with different political views least trusted in South Korea

Turkey, Malaysia & Argentina

Least trusted groups:
 #1 group per country
 #2 group per country
 #3 group per country

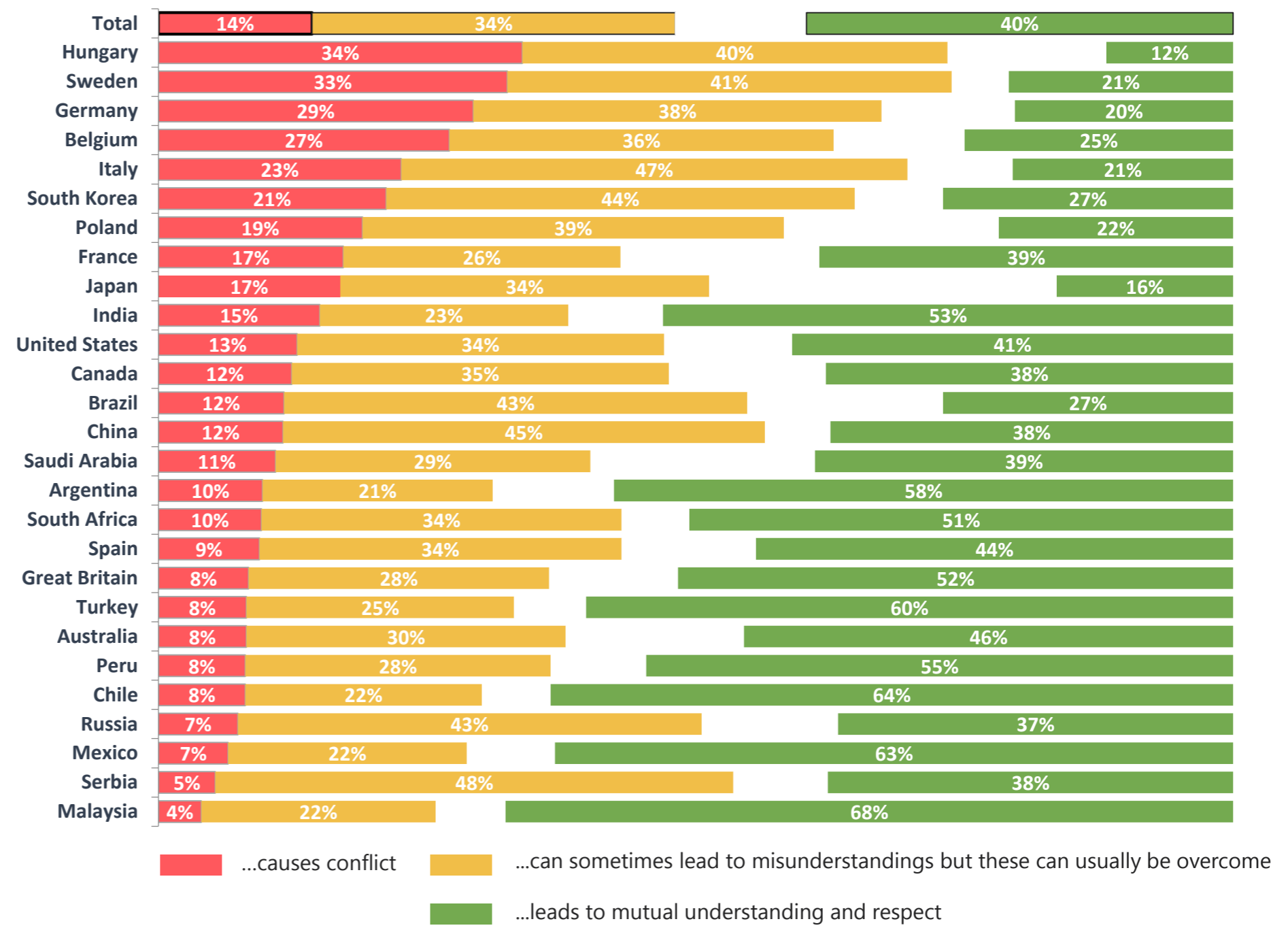


	TOT	ARG	AUS	BEL	BRA	CAN	CHL	CHN	FRA	GB	GER	HUN	IND	ITA	JAP	KOR	KSA	MAL	MEX	PER	POL	RSA	RUS	SER	ESP	SWE	TUR	USA
I trust all groups the same	20%	21%	29%	17%	16%	27%	16%	23%	18%	32%	22%	9%	26%	12%	6%	17%	15%	17%	20%	11%	18%	24%	23%	24%	20%	19%	19%	27%
Immigrants who have come to live or work in [COUNTRY]	16%	10%	13%	18%	5%	14%	14%	7%	17%	15%	22%	28%	15%	24%	11%	9%	9%	31%	8%	18%	18%	17%	34%	13%	15%	10%	24%	11%
People who are wealthier than you	13%	17%	9%	11%	11%	12%	19%	14%	10%	12%	10%	20%	14%	13%	12%	16%	7%	14%	12%	13%	13%	10%	22%	13%	16%	8%	11%	14%
People who are poorer than you	4%	8%	3%	4%	5%	3%	4%	8%	3%	3%	4%	2%	8%	4%	3%	3%	6%	2%	6%	5%	5%	5%	3%	1%	2%	6%	2%	3%
People who are older than you	3%	4%	2%	3%	4%	3%	2%	4%	2%	2%	3%	1%	10%	2%	3%	7%	5%	5%	2%	4%	4%	3%	1%	1%	2%	3%	2%	3%
People who are younger than you	5%	5%	4%	3%	6%	6%	5%	4%	5%	4%	2%	4%	9%	4%	3%	4%	5%	3%	6%	7%	7%	4%	3%	2%	4%	7%	3%	7%
People who are a different ethnicity than you	9%	3%	11%	16%	4%	8%	4%	8%	14%	7%	13%	22%	12%	18%	11%	5%	10%	9%	5%	4%	4%	10%	10%	3%	10%	14%	10%	8%
People who are a different religion than you	10%	4%	9%	19%	6%	9%	6%	14%	11%	7%	14%	8%	12%	15%	12%	6%	11%	10%	9%	9%	9%	6%	10%	3%	11%	20%	8%	8%
People who have different political views than you	18%	25%	10%	11%	23%	8%	20%	17%	7%	12%	15%	16%	23%	16%	19%	35%	15%	28%	24%	24%	24%	16%	12%	11%	19%	14%	28%	18%
People who live in other countries	5%	3%	5%	4%	5%	7%	3%	6%	4%	3%	5%	5%	8%	4%	4%	5%	5%	11%	6%	8%	7%	5%	5%	3%	4%	7%	10%	7%
Men	6%	5%	5%	5%	11%	7%	7%	3%	5%	5%	4%	3%	9%	2%	3%	5%	6%	7%	11%	11%	11%	8%	3%	1%	4%	6%	7%	6%
Women	3%	4%	2%	4%	5%	3%	4%	2%	3%	2%	3%	2%	7%	2%	3%	3%	5%	4%	2%	4%	4%	3%	4%	1%	2%	4%	6%	3%
People who live in cities	4%	4%	4%	3%	4%	4%	4%	4%	3%	2%	2%	2%	10%	1%	4%	3%	7%	4%	6%	8%	8%	2%	2%	1%	2%	3%	4%	5%
People who live in rural areas	3%	1%	1%	3%	3%	1%	1%	6%	2%	2%	2%	1%	10%	3%	2%	2%	6%	5%	2%	6%	6%	4%	2%	1%	2%	3%	2%	2%

Base: 19,428 online adults aged 16-64 across 27 countries, 26 Jan-9th Feb 2018

Overall, 1 in 7 think that mixing with people from other backgrounds, cultures or points of view causes conflict whereas a third think it can lead to misunderstandings that can be overcome. Four in 10 think it leads to mutual understanding and respect

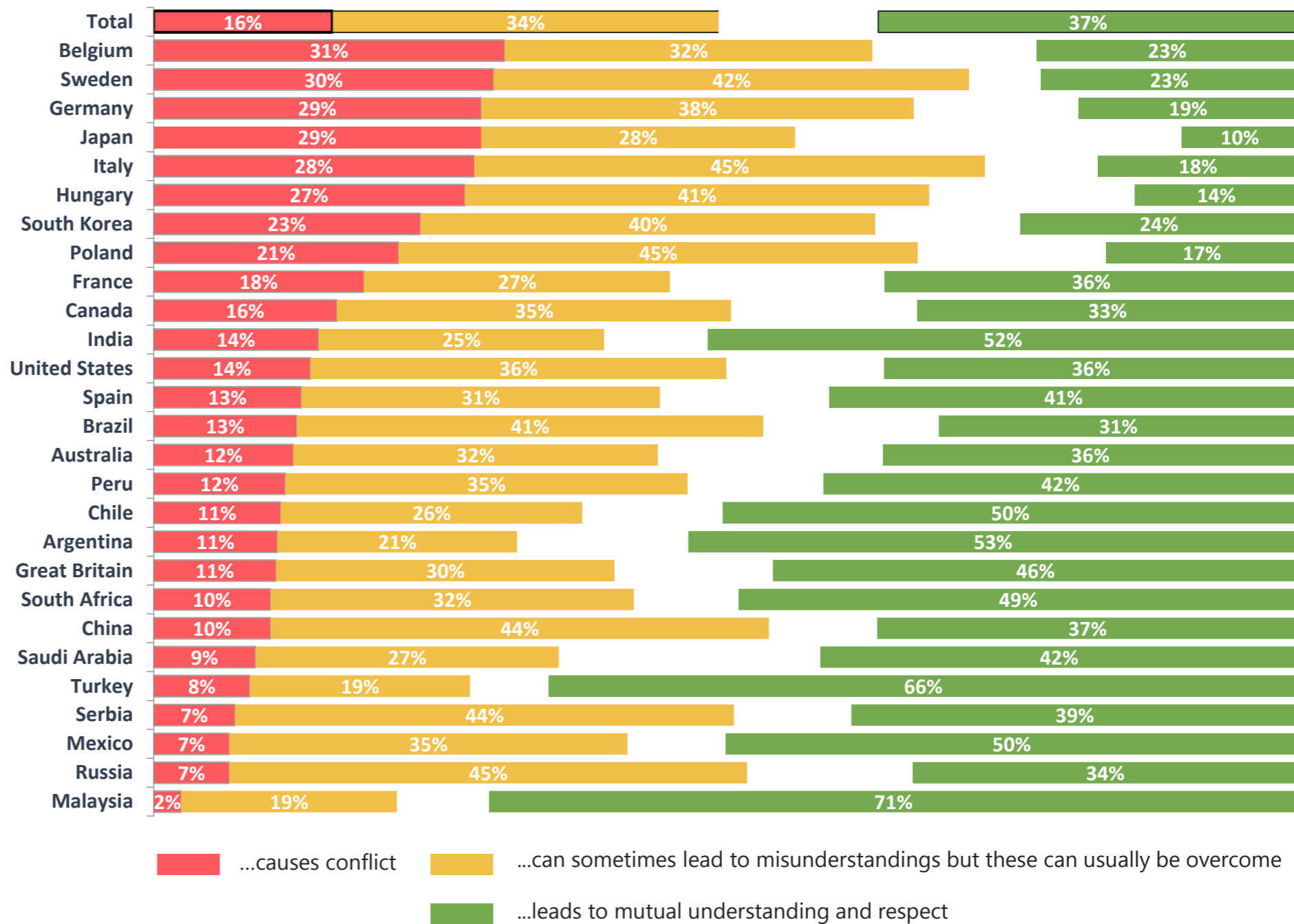
Q. Which of these comes closest to your belief? Mixing with people from other backgrounds, cultures or points of view...



Base: 19,428 online adults aged 16-64 across 27 countries, 26 Jan-9th Feb 2018

Similarly, 1 in 6 think mixing with people from different religions causes conflict; a third think it can lead to misunderstandings that can be overcome and a similar proportion think it leads to mutual understanding and respect

Q. Which of these comes closest to your belief? Mixing with people from other religions...



Base: 19,428 online adults aged 16-64 across 27 countries, 26 Jan-9th Feb 2018

- In total 19,428 interviews were conducted between 26 January – 9 February, 2018. The survey was commissioned to Ipsos by the British Broadcasting Corporation.
- The survey was conducted in 27 countries around the world, via the Ipsos Online Panel system in Argentina, Australia, Belgium, Brazil, Canada, Chile, China, France, Germany, Hungary, India, Italy, Japan, Malaysia, Mexico, Peru, Poland, Russia, Saudi Arabia, Serbia, South Africa, South Korea, Spain, Sweden, Turkey, Great Britain, and the USA.
- Approximately 1000 individuals aged 16-64 or 18-64 were surveyed in Australia, Brazil, Canada, China, France, Italy, Japan, Russia, Spain, Great Britain, and the USA. Approximately 500 individuals aged 16-64 were surveyed in Argentina, Belgium, Chile, Hungary, India, Malaysia, Mexico, Peru, Poland, Saudi Arabia, Serbia, South Africa, South Korea, Sweden, Turkey.
- The “actual” data for each question is taken from a variety of verified sources. A full list of sources/links to the actual data can be found on the Ipsos website.
- Where results do not sum to 100 or the ‘difference’ appears to be +/-1 more/less than the actual, this may be due to rounding, multiple responses or the exclusion of don't knows or not stated responses.
- Data are weighted to match the profile of the population. 16 of the 27 countries surveyed generate nationally representative samples in their countries (Argentina, Australia, Belgium, Canada, France, Germany, Great Britain, Hungary, Italy, Japan, Poland, Serbia, South Korea, Spain, Sweden, and United States). Brazil, Chile, China, India, Malaysia, Mexico, Peru, Russia, Saudi Arabia, South Africa and Turkey produce a national sample that is considered to represent a more affluent, connected population. These are still a vital social group to understand in these countries, representing an important and emerging middle class.

For more information, please contact:

Bobby Duffy

bobby.duffy@ipsos.com

@BobbyIpsosMORI

Brenda Lynch

Brenda.lynch@ipsos.com

GAME CHANGERS



www.ipsos.com/es-ar