

A close-up photograph of a green leaf, showing a detailed network of veins. The central vein is the most prominent, with smaller veins branching off it. The leaf's surface has a fine, textured appearance.

**'Natural'**

**What does it mean to consumers?**

**April 2018**



# The 'Natural' trend

Consumers are more conscious than ever about the safety and trustworthiness of food and drink, which has led to an increase in the use of natural, as well as ethical and environmental claims in food and drink innovation.

In the Mintel Global New Product database, natural product claims (which include no additives, preservatives, organic and GMO free) appear in 29% of global food and drink launches (Sep 2016-Aug 2017). This is an increase from 17% for the period September 2006 – Aug 2007.

Food and Drink manufacturers are having to become more open about their ingredients, production processes, and supply chains.

**Ultimately, this helps consumers feel more confident about the safety and purity of the food and drink that they purchase**

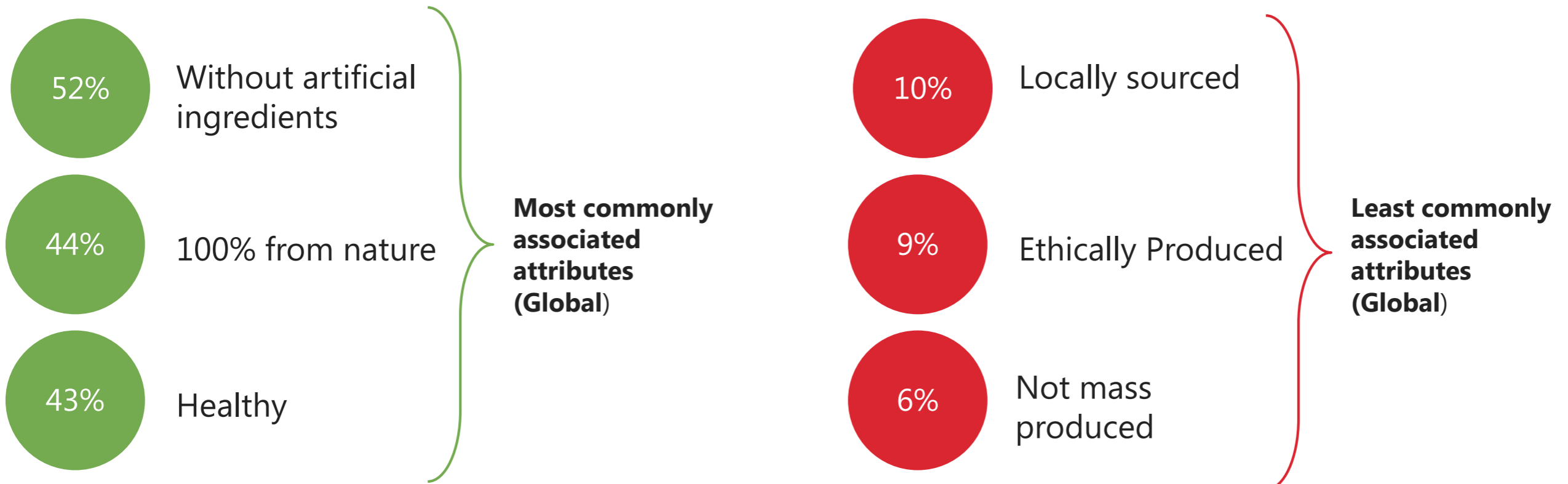


Kale-O's Sweet Chilli and Mint Kale crisps are organic green kale leaves with fresh mint, cayenne chilli and olive oil dressing. It is free from gluten, nuts, trans fats and is organic. The packet is also compostable

Source: Mintel Global Food and Drink Trends 2018

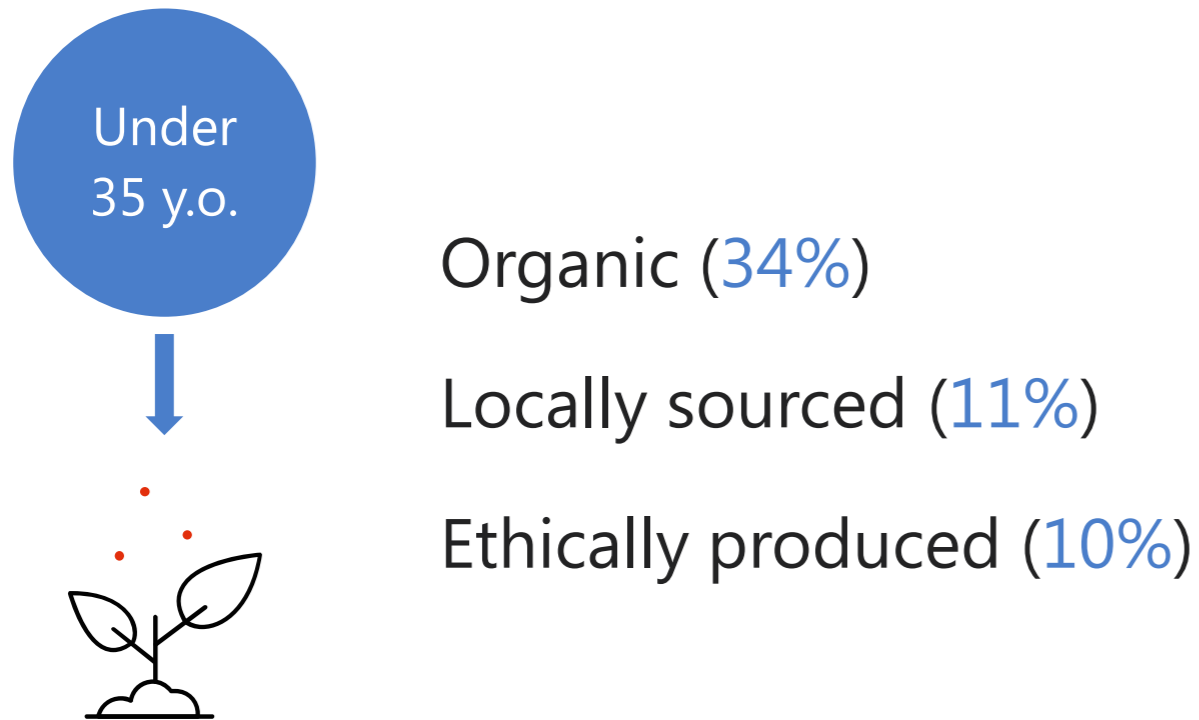
# What does the word 'natural' mean to consumers?

We asked consumers across 28 countries what the term 'natural' meant to them if communicated on food or drink packaging.

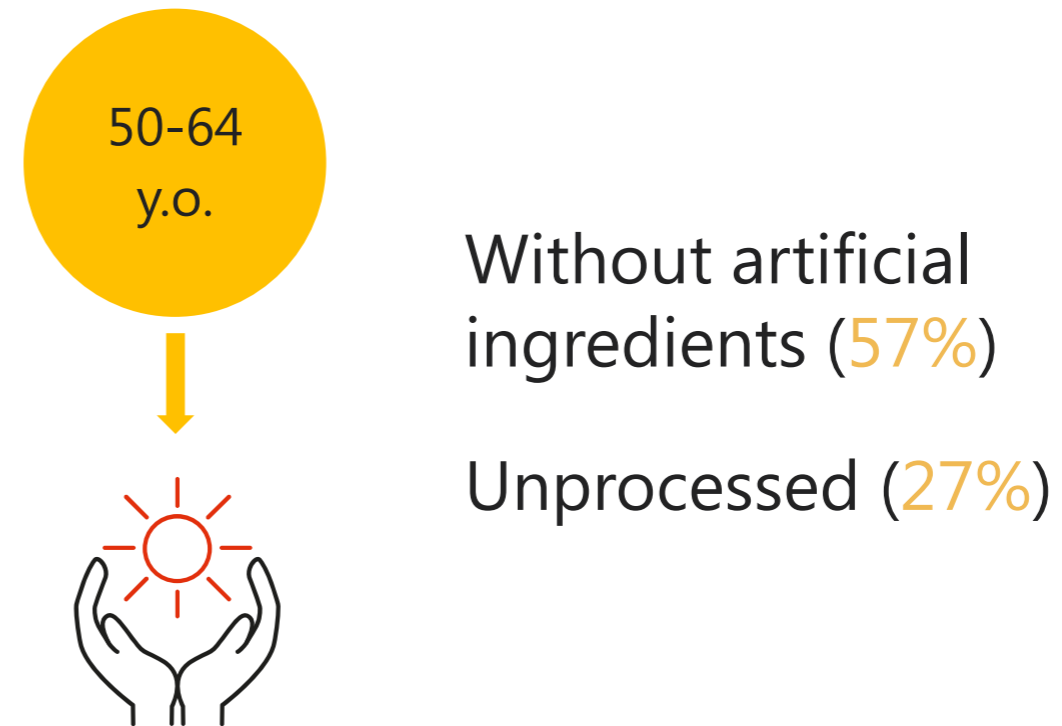


# Whilst younger age groups associate 'natural' more with organic, older age groups focus on the ingredients

(Significantly more likely to associate 'natural' with... (vs. 35-64))



(Significantly more likely to associate 'natural' with... (vs. under 35 and 35-49))




# Females are significantly more likely to focus on the ingredients vs. males. Males are significantly more likely to associate natural with authentic

*(Significantly more likely to associate 'natural' with... (vs. males))*



Without artificial ingredients (54%)  
Healthy (44%)  
Unprocessed (28%)

*(Significantly more likely to associate 'natural' with... (vs. females))*



Authentic (19%)

# There are more consistencies than differences across the 28 markets

'Without artificial ingredients' is the most common attribute associated across the markets (the most common association in **18 of the 28** markets)


## Some market differences



In Germany 'Sustainably produced' is the 4<sup>th</sup> most common association (**23%**) – this is **higher** than all other markets.



In Saudi Arabia and Hungary, 'Allergen Free' is the 4<sup>th</sup> most common association (**16%** and **13%**). 7 other markets have 13% of the population or more associating natural with 'Allergen Free'. It is most common in Peru (**19%**)



In China and Serbia, 'Ethically produced' is the 5<sup>th</sup> most common association (**19%** and **12%**) – For China, this is **higher** than all other markets. 4 other markets in addition to China and Serbia have 12% of the population or more associating natural with 'Ethically produced'.



Ipsos Marketing

Source: Ipsos MORI Global Advisor Survey. N=14002 28 countries

# In Great Britain, we see some significant differences across age group and gender

Under  
35 y.o.

*Significantly more likely to associate 'natural' with... (vs. 35-64)*

Organic (vs over 50 only) (24%)  
Not mass produced (13%)  
Locally sourced (23%)



*Significantly more likely to associate 'natural' with... (vs. Male)*

Without artificial ingredients (55%)  
Healthy (30%)

50-64  
y.o.

*Significantly more likely to associate 'natural' with... (vs. under 35)*

Without artificial ingredients (57%)  
Unprocessed (vs over 50 only) (43%)



# There are some regional variations in the association of the term 'natural'

North America is significantly more likely to associate natural with 'without artificial ingredients' (57%) and 'unprocessed' (41%)

The region is less likely to associate natural with allergen free (6%)

LATAM is significantly more likely to associate natural with 'healthy' (59%), and less likely to associate natural with 'mass produced' (4%)

Europe is significantly less likely to associate 'natural with 'organic' (21%)

APAC is significantly more likely to associate natural with 'authentic' (23%)



Ipsos Marketing

Source: Ipsos MORI Global Advisor Survey. N=14002 28 countries



# Thank you



Ipsos Marketing