Ipsos Global Advisor

ATTITUDES TOWARDS SOCIALIST IDEALS IN THE 21st CENTURY

Ipsos Public Affairs

© 2018 Ipsos. All rights reserved. Contains Ipsos' Confidential and Proprietary information and may not be disclosed or reproduced without the prior written consent of Ipsos.

GAME CHANGERS

Half of the respondents globally think that at present socialist ideals are of great value for societal progress – Chinese are most likely to agree, Japanese are the least likely.

Q. Do you agree or disagree with the following statements: - at present, socialist ideals are of great value for societal progress

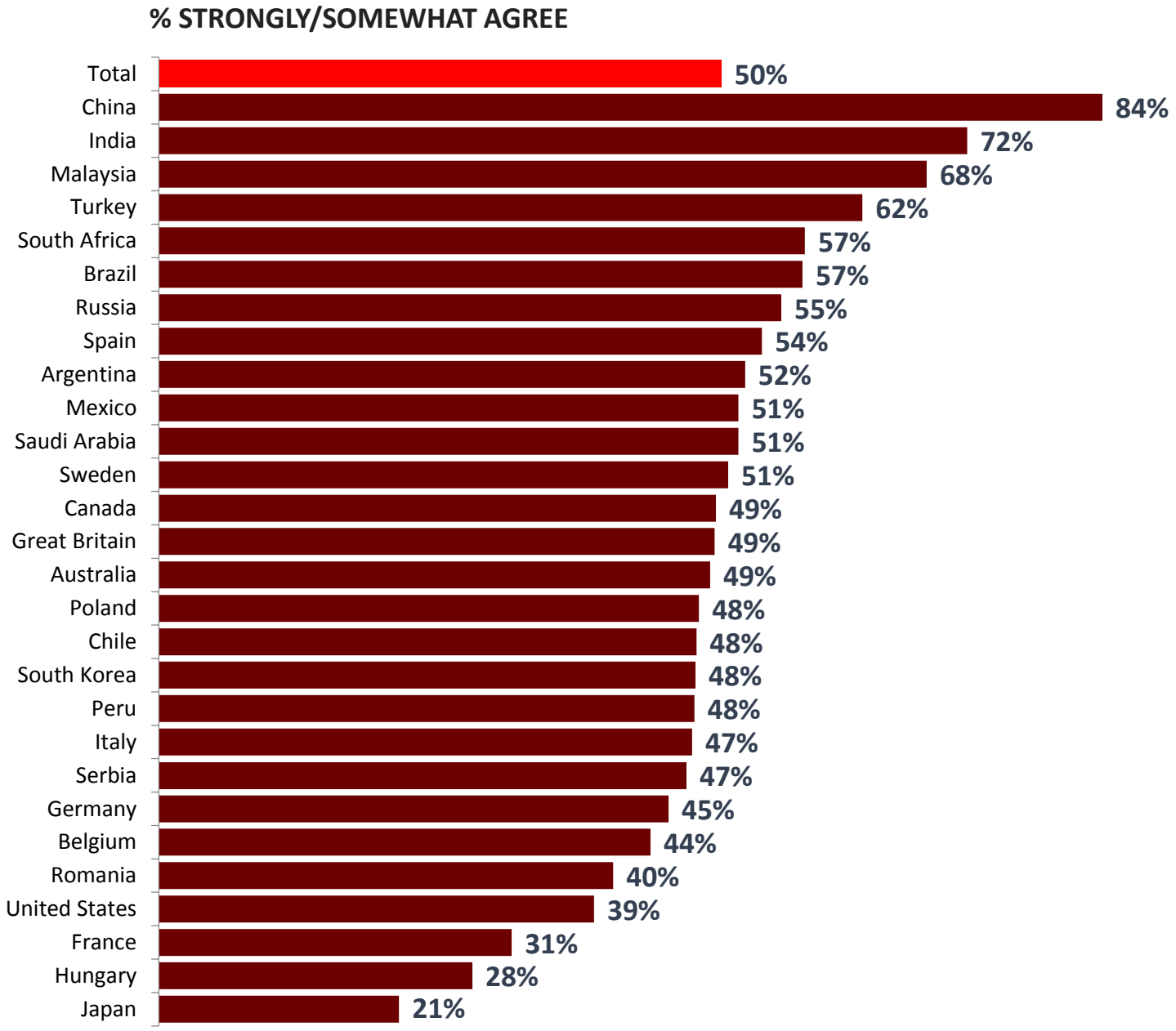

Base: 20,793 online adults aged 18-65 across 28 countries, 23 March – 06 April 2018

Two thirds believe that free market competition brings out the best in people. Indians are most likely to agree while only 49 percent of Germans and 43 percent of the French agree.

Q. Do you agree or disagree with the following statements: - free market competition brings out the best in people

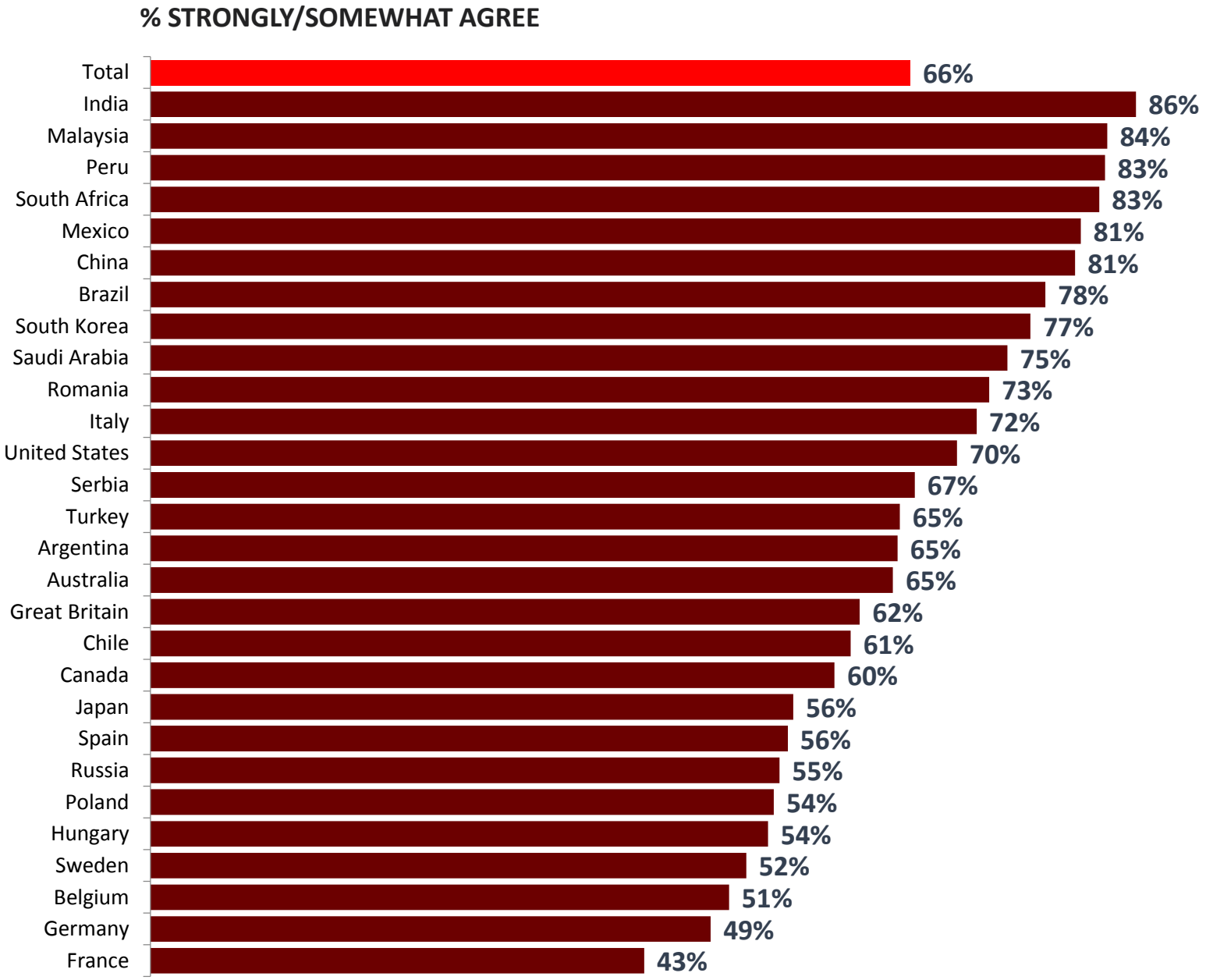

Base: 20,793 online adults aged 18-65 across 28 countries, 23 March – 06 April 2018

Overall, more than half of the people think that individual freedom is more important than social justice. Indians are most likely to believe this whereas people in Germany, China, and France are least likely to think this.

Q. Do you agree or disagree with the following statements: - individual freedom is more important than social justice

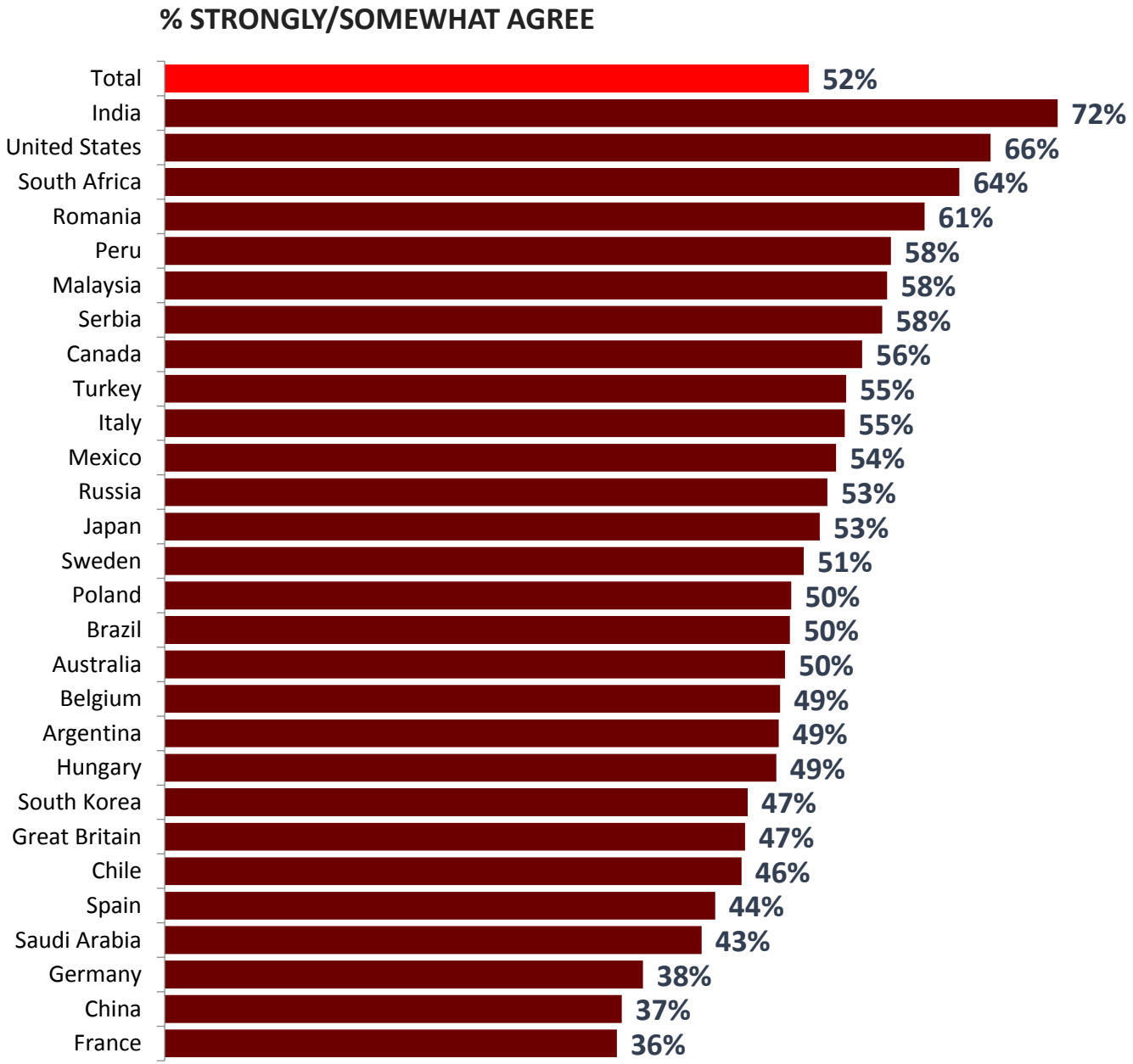

Base: 20,793 online adults aged 18-65 across 28 countries, 23 March – 06 April 2018

Almost half of all respondents think that socialism is a system of political oppression, mass surveillance, and state terror. People from India and the USA are most likely to agree whereas people from China, Spain and Russia agree least likely to hold this opinion.

Q. Do you agree or disagree with the following statements: - socialism (in France only: use socialist collectivism) is a system of political oppression mass surveillance and state terror

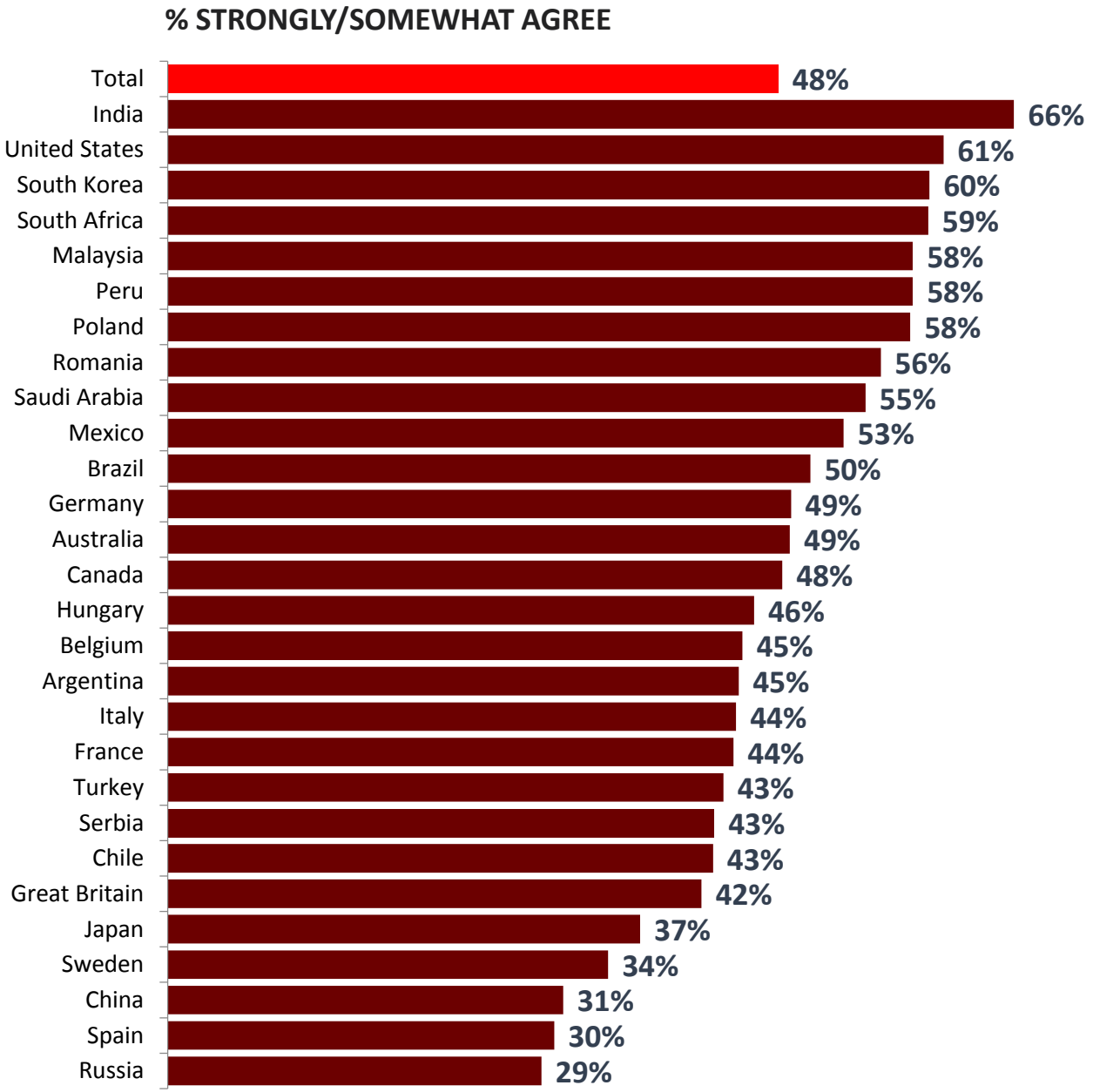

Base: 20,793 online adults aged 18-65 across 28 countries, 23 March – 06 April 2018

Globally, nearly seven in ten people think that it is right for those who are talented to earn more than those who are less gifted. Romanians and Russians agree with this statement most frequently whereas Germans are least likely to agree.

Q. Do you agree or disagree with the following statements: - it is right for those who are talented to earn more than those who are less gifted

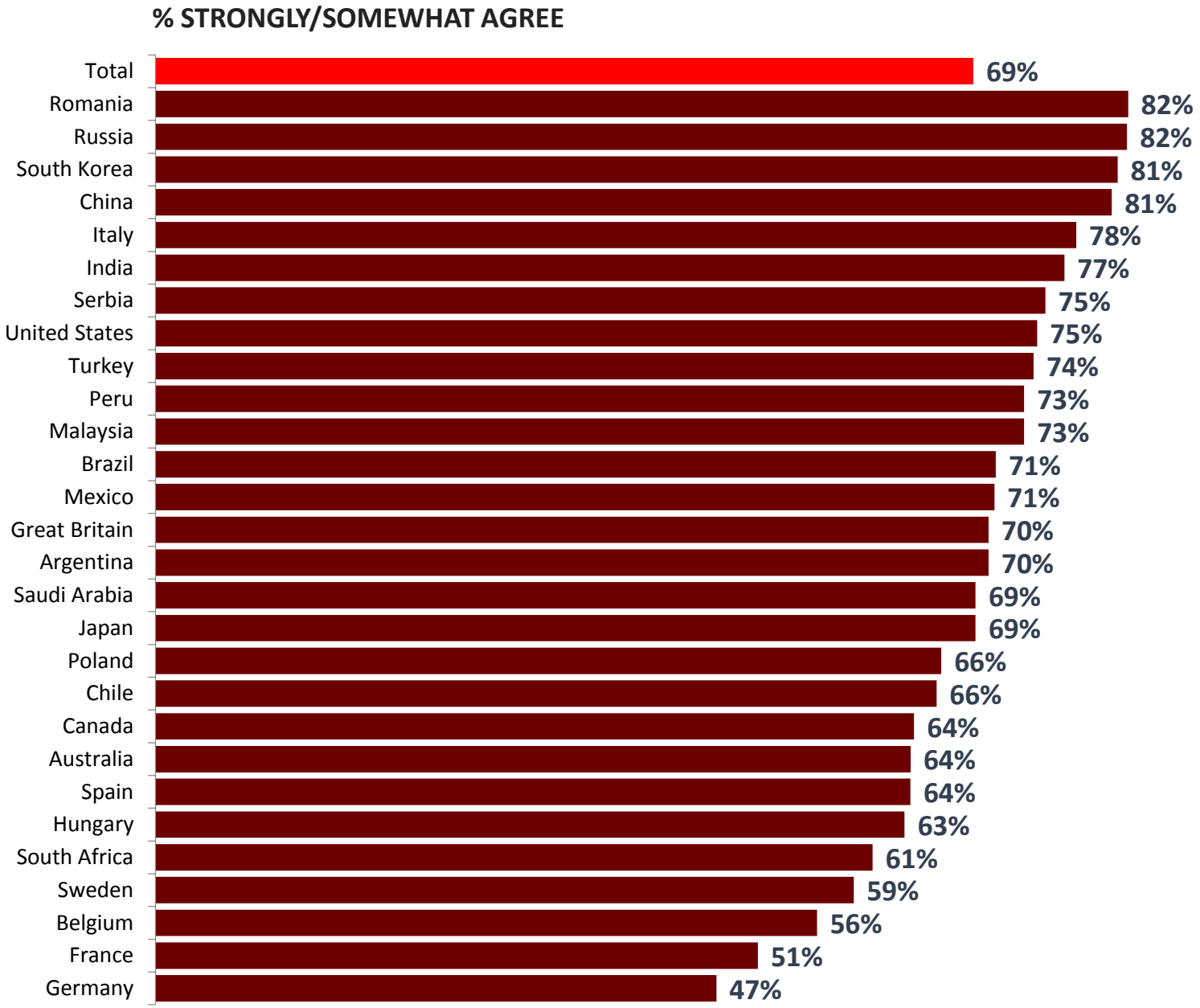

Base: 20,793 online adults aged 18-65 across 28 countries, 23 March – 06 April 2018

Overall, nearly eight in ten people think that the rich should be taxed more to support the poor. People from Spain agree most often and people from South Africa least often.

Q. Consider the following statements. Do you agree or disagree? In my country - the rich should be taxed more to support the poor

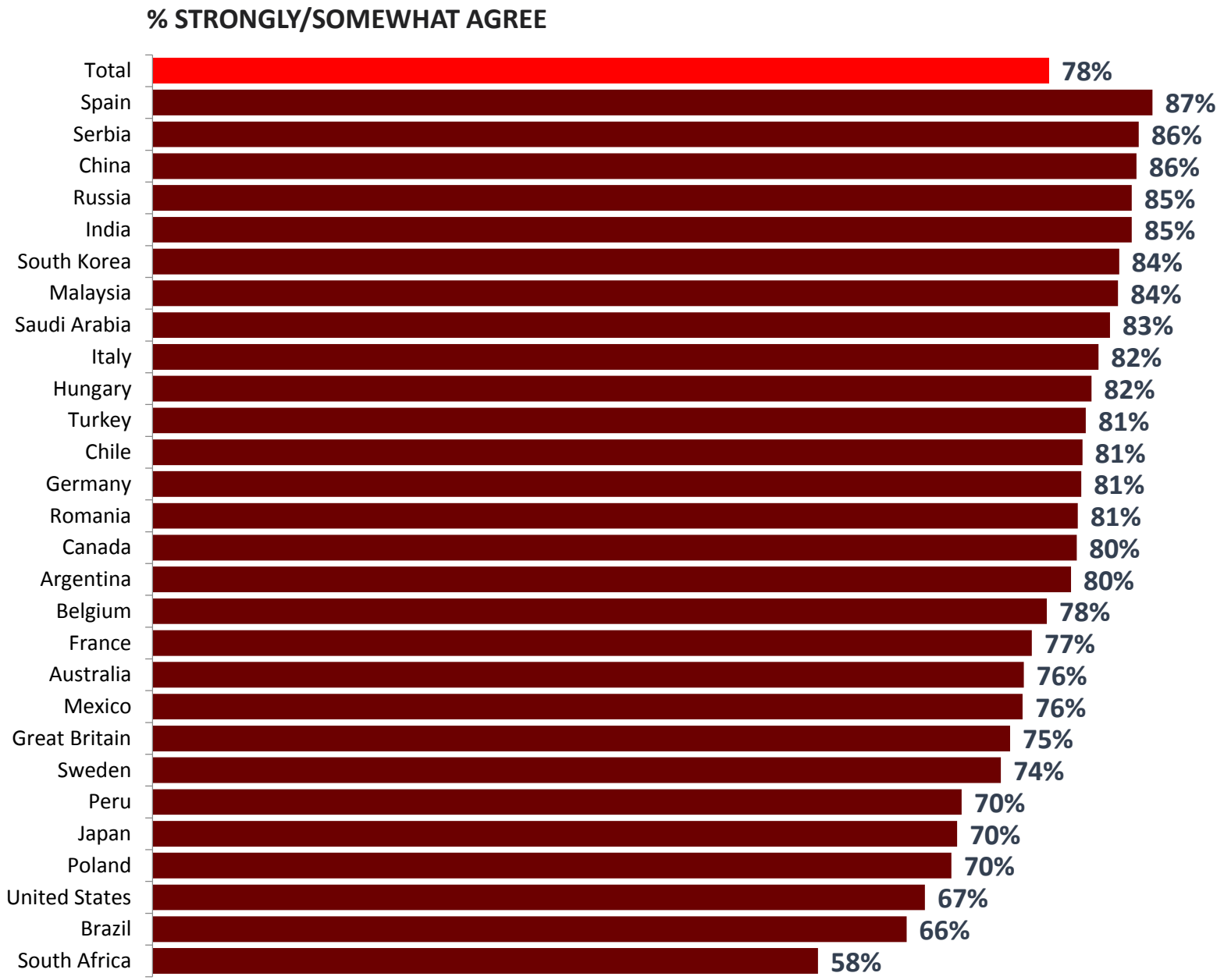

Base: 20,793 online adults aged 18-65 across 28 countries, 23 March – 06 April 2018

Globally, almost nine in ten people have the opinion that education should be free of charge. Russians agree with this statement most often whereas people in Japan agree least frequently.

Q2. Consider the following statements. Do you agree or disagree? In my country - education should be free of charge

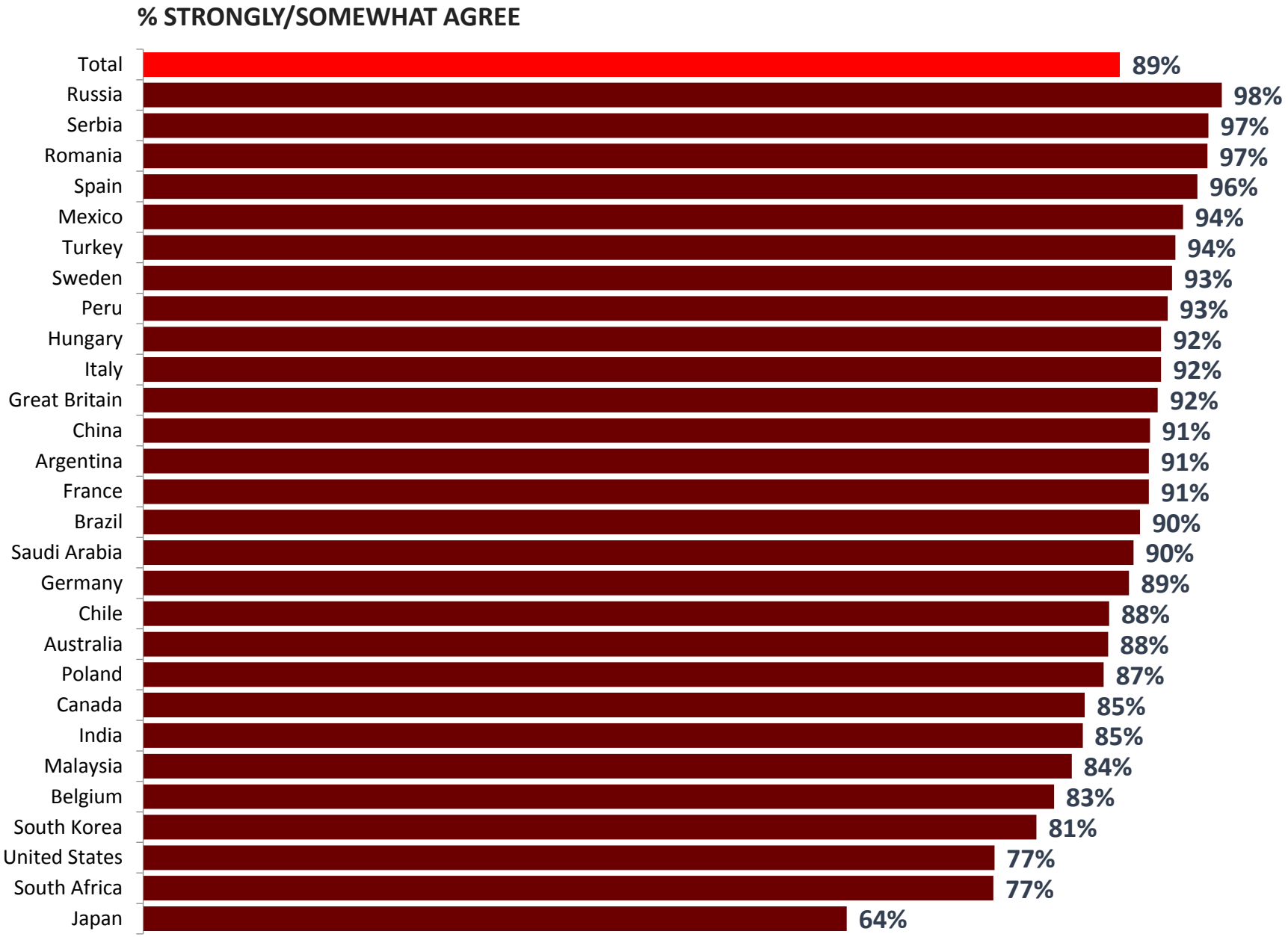

Base: 20,793 online adults aged 18-65 across 28 countries, 23 March – 06 April 2018

Overall, almost nine in ten people agree that free healthcare is a human right in their country. Citizens of Serbia, Russia, and Mexico agree most frequently whereas the Japans agree least frequently.

Q. Consider the following statements. Do you agree or disagree? In my country - free healthcare is a human right

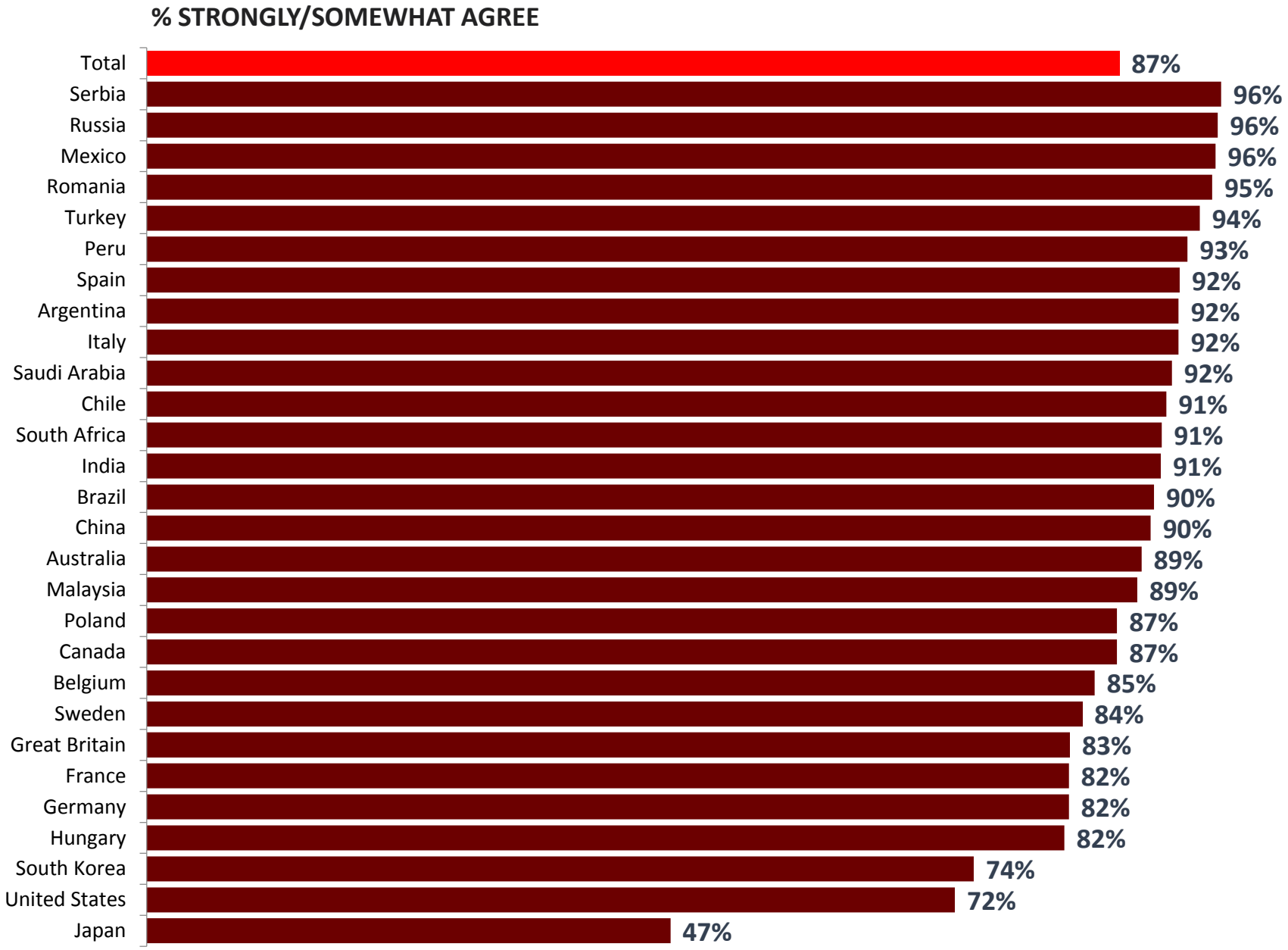

Base: 20,793 online adults aged 18-65 across 28 countries, 23 March – 06 April 2018

Across the world, nearly seven in ten people agree that every resident should have the right to unconditional basic income in their own country. Russians and Turks are most likely to agree, Japanese people are least likely to agree.

Q. Consider the following statements. Do you agree or disagree? In my country - every resident should have the right to unconditional basic income

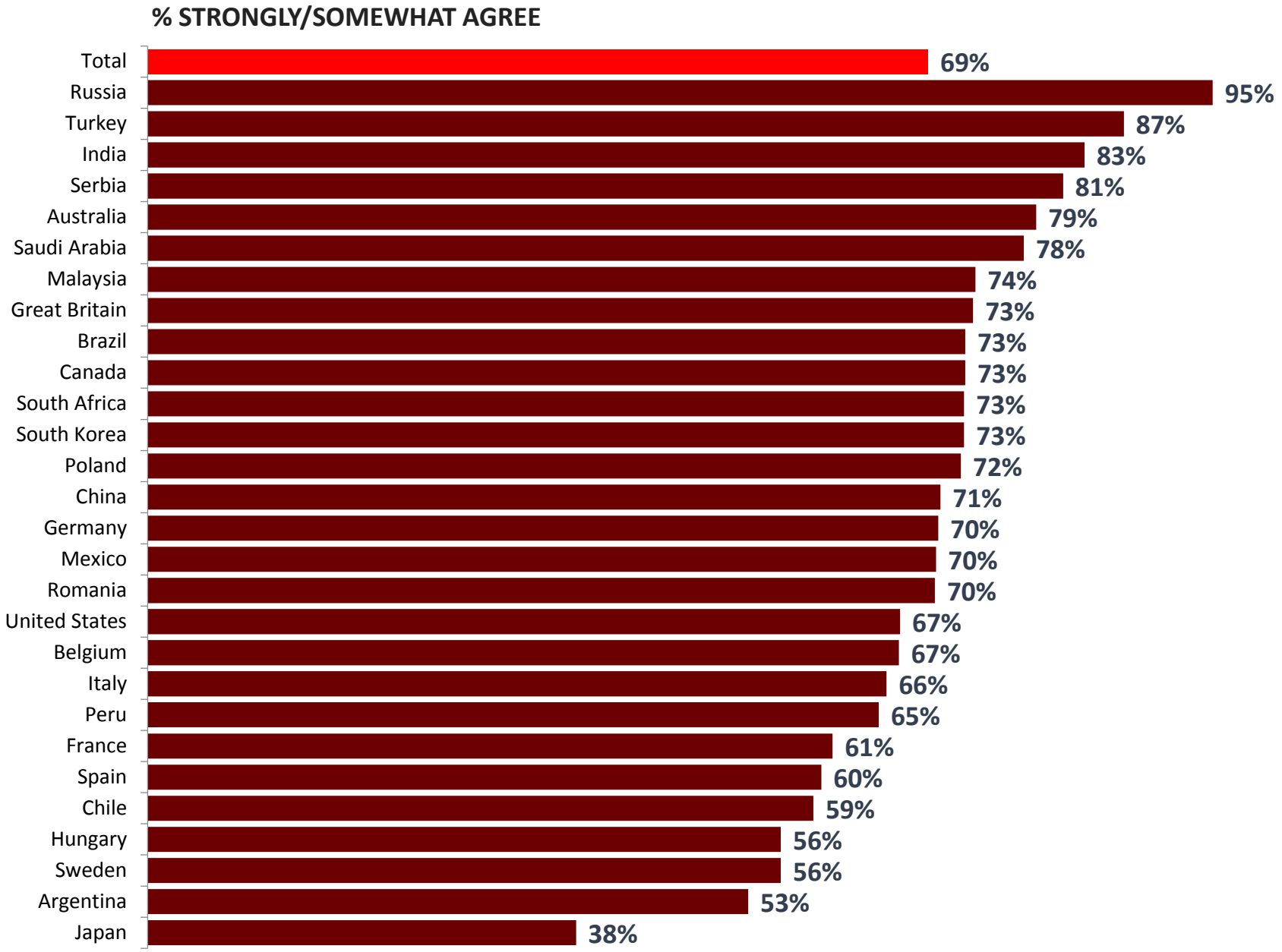

Base: 20,793 online adults aged 18-65 across 28 countries, 23 March – 06 April 2018

One third agree that the working class is well represented in their political system. People from Saudi Arabia, India, and China are most likely to agree while respondents from France, Mexico and Serbia are least likely to agree.

Q. Consider the following statements. Do you agree or disagree? In my country - the working classes are well represented in our political system

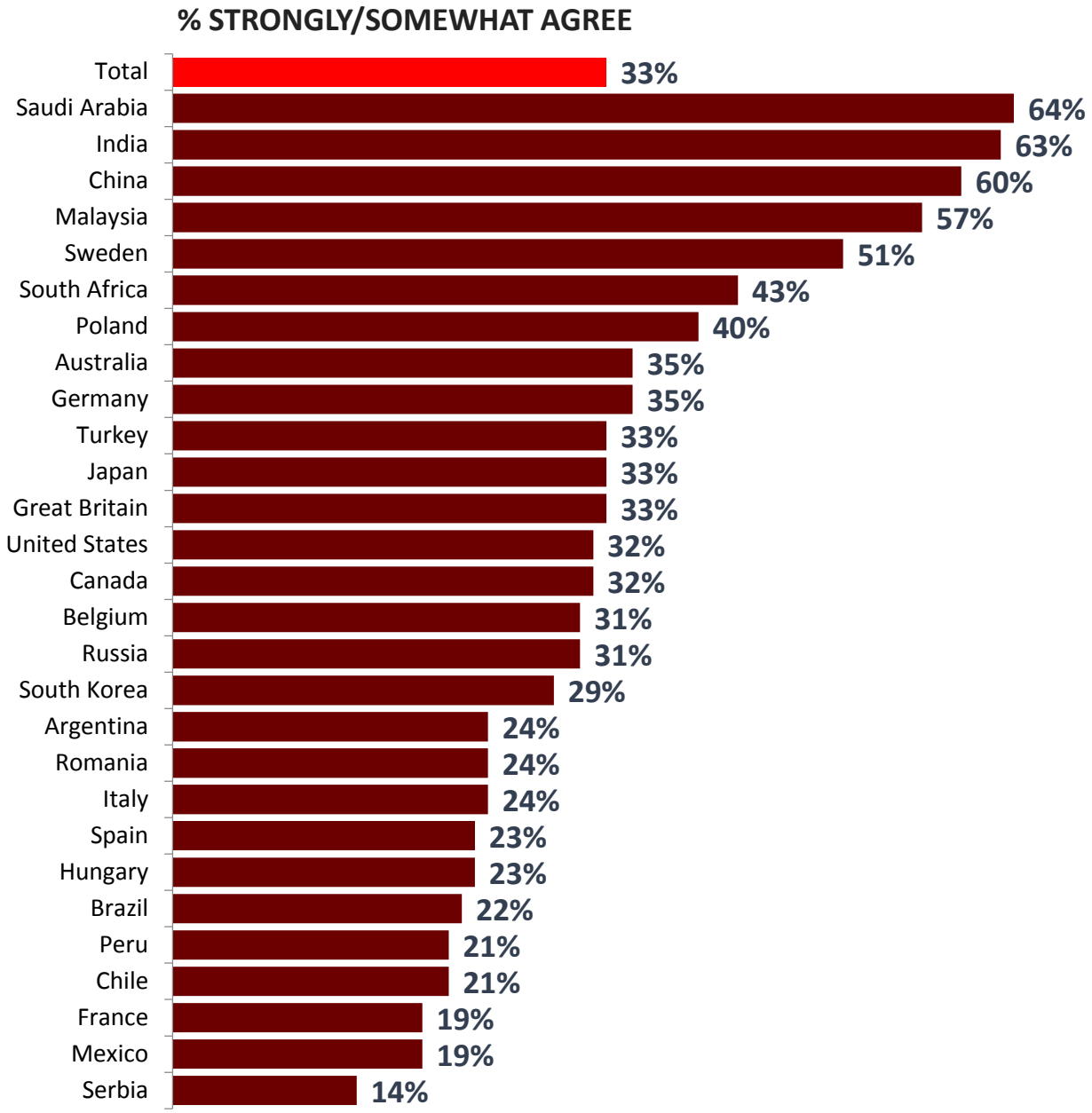

Base: 20,793 online adults aged 18-65 across 28 countries, 23 March – 06 April 2018

Globally, six in ten people say their outlook of life and their opinions on issues that are important differ from the opinions of people in other countries. Russians are most likely and Australians least likely to think this way.

Q. Generally speaking, do you think that your outlook on life, your opinions on issues that are important, etc. are the same or different from people from other countries (i.e. Canadians, Germans) generally

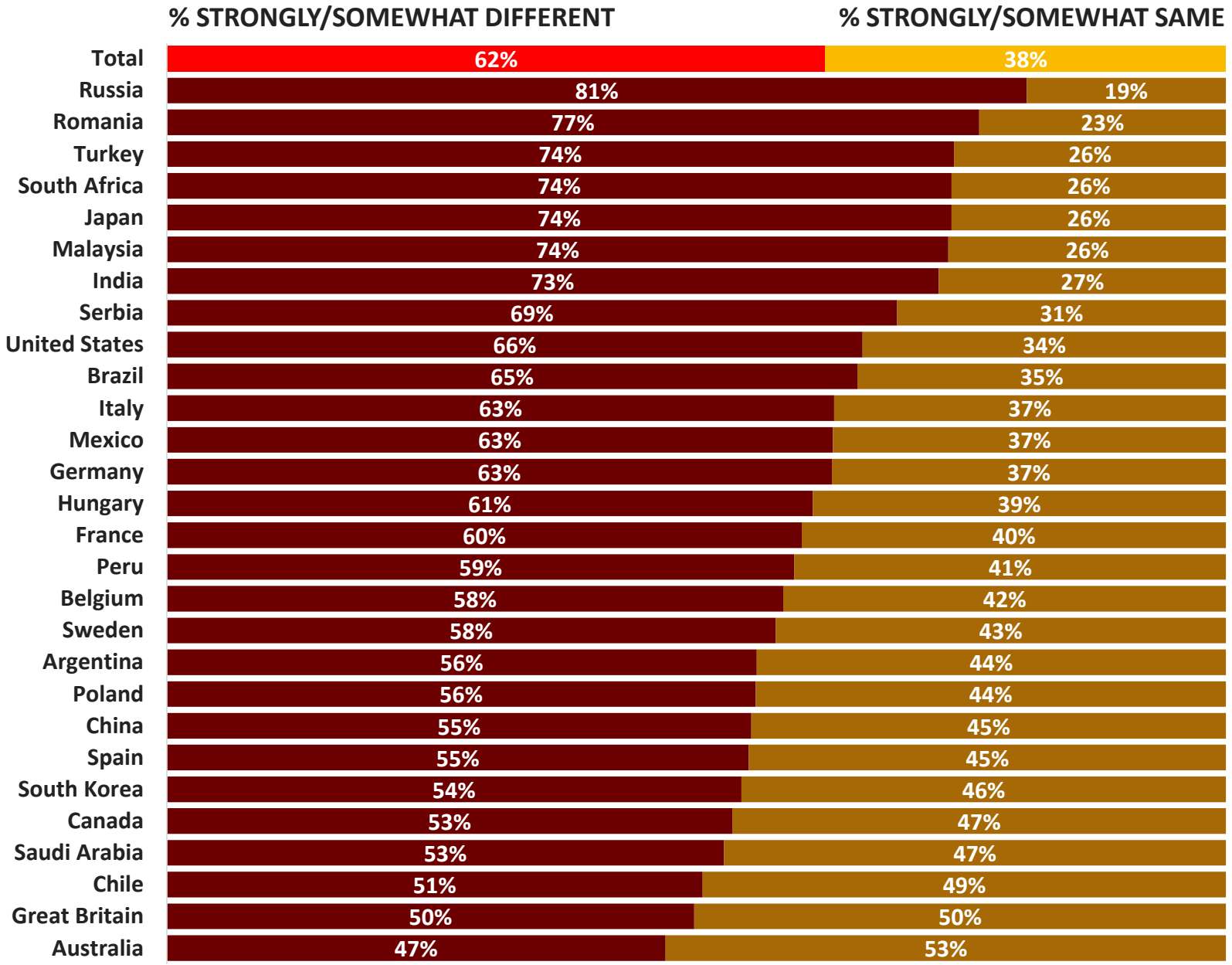

Base: 20,793 online adults aged 18-65 across 28 countries, 23 March – 06 April 2018

Methodology

- In total 20,793 interviews were conducted between 23 March – 6 April, 2018.
- The survey was conducted in 28 countries around the world, via the Ipsos Online Panel system in Argentina, Australia, Belgium, Brazil, Canada, Chile, China, France, Germany, Hungary, India, Italy, Japan, Malaysia, Mexico, Peru, Poland, Rumania, Russia, Saudi Arabia, Serbia, South Africa, South Korea, Spain, Sweden, Turkey, Great Britain, and the USA.
- Approximately 1000 individuals aged 18-65 were surveyed in Australia, Brazil, Canada, China, France, Italy, Japan, Romania, Russia, Spain, Great Britain, and the USA. Approximately 500 individuals aged 18-65 were surveyed in Argentina, Belgium, Chile, Hungary, India, Malaysia, Mexico, Peru, Poland, Saudi Arabia, Serbia, South Africa, South Korea, Sweden, Turkey.
- The “actual” data for each question is taken from a variety of verified sources. A full list of sources/links to the actual data can be found on the Ipsos website.
- Where results do not sum to 100 or the ‘difference’ appears to be+-1 more/less than the actual, this may be due to rounding, multiple responses or the exclusion of don't knows or not stated responses.
- The data are weighted to match the profile of the population. 17 of the 28 countries surveyed generate nationally representative samples in their countries (Argentina, Australia, Belgium, Canada, France, Germany, Great Britain, Hungary, Italy, Japan, Poland, Rumania, Serbia, South Korea, Spain, Sweden, and United States). Brazil, Chile, China, India, Malaysia, Mexico, Peru, Russia, Saudi Arabia, South Africa and Turkey produce a national sample that is considered to represent a more affluent, connected population. These are still a vital social group to understand in these countries, representing an important and emerging middle class.

www.Ipsos.com

FOR MORE INFORMATION, PLEASE CONTACT:

Clifford Young

Clifford.Young@ipsos.com

+1 (202) 420 2016

Chris Jackson

Chris.Jackson@ipsos.com

+1 (202) 420 2011

www.Ipsos.com