



Ipsos MORI

POLITICAL MONITOR

May
2018



May 2018

VOTING INTENTIONS

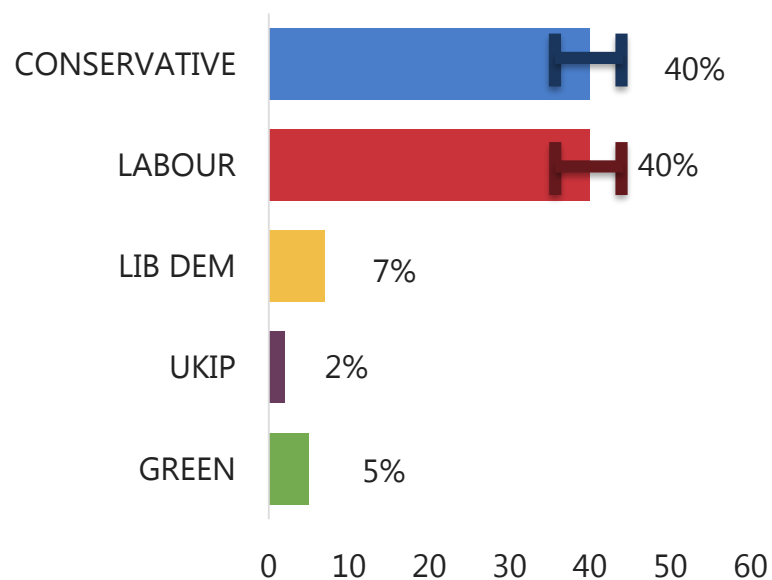


Ipsos MORI

Voting Intention

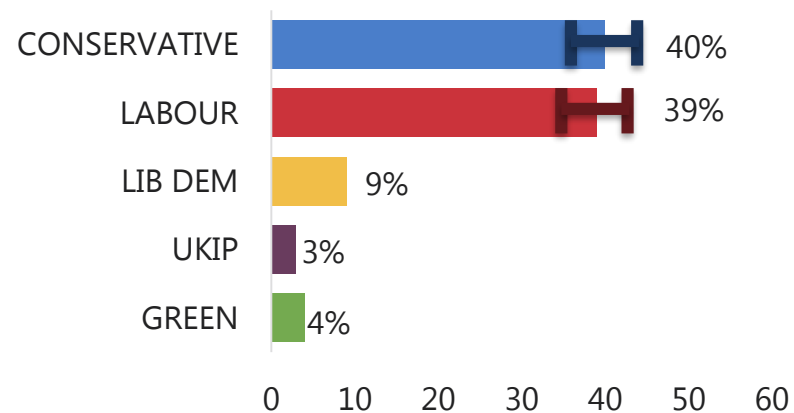
HOW WOULD YOU VOTE IF THERE WERE A GENERAL ELECTION TOMORROW?

HEADLINE VOTING INTENTION



CONSERVATIVE LEAD = 0

ALL GIVING A VOTING INTENTION



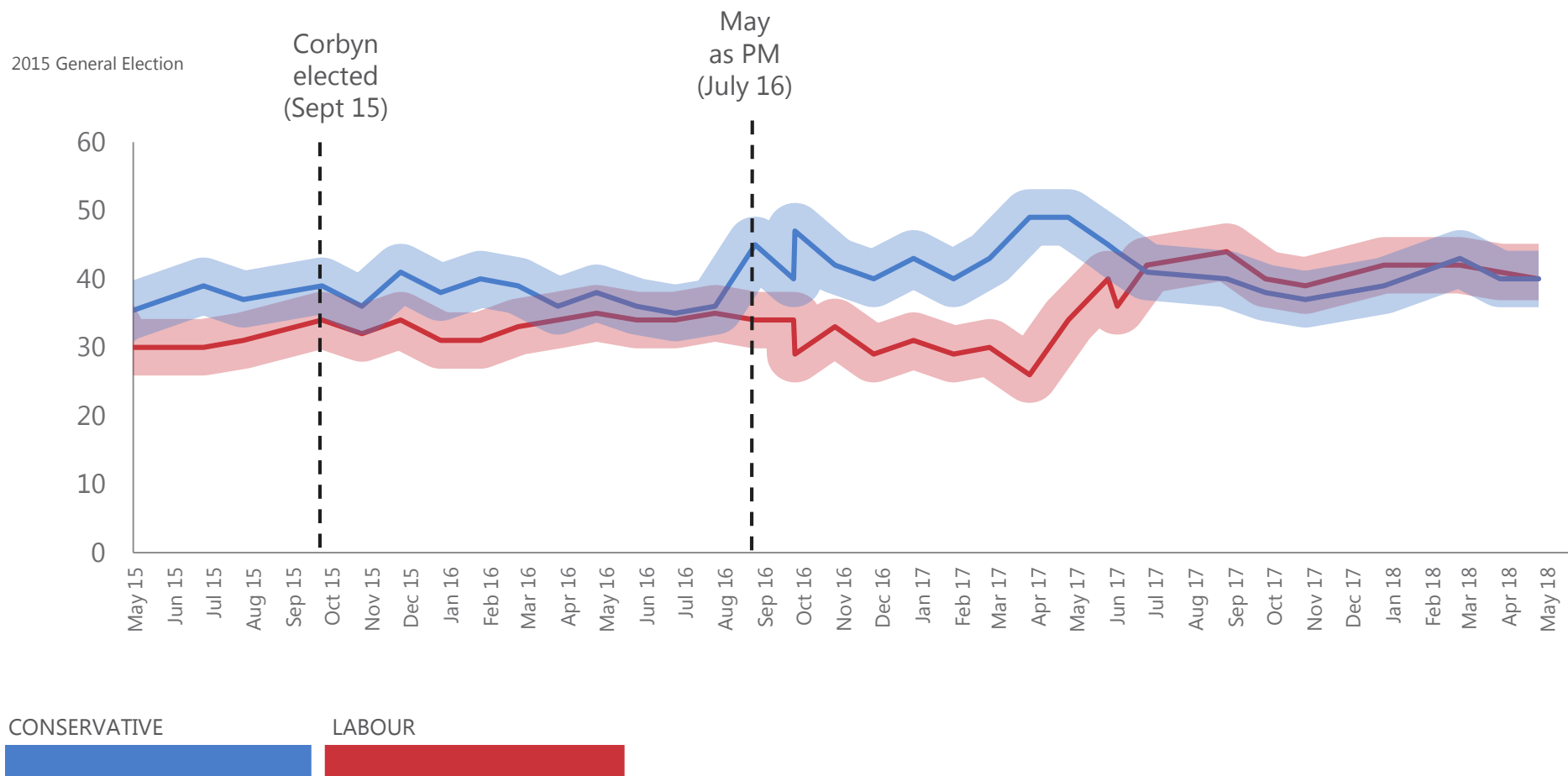
CONSERVATIVE LEAD = +1

Base: 1,015 British adults 18+, 18th – 22nd May 2018; Headline Voting Intention: all 9/10 certain to vote and always/usually/it depends vote in General Elections = 756. Margin of error is displayed at +/- 4%

Source: Ipsos MORI Political Monitor

Headline voting intention: Since 2015 General Election

HOW WOULD YOU VOTE IF THERE WERE A GENERAL ELECTION TOMORROW?



Base: c. 800 British adults; Prior to July 2015 the turnout filter is "All certain to vote"; From July 2015 turnout filter is "all 9/10 certain to vote and always/usually/it depends vote in General Elections"

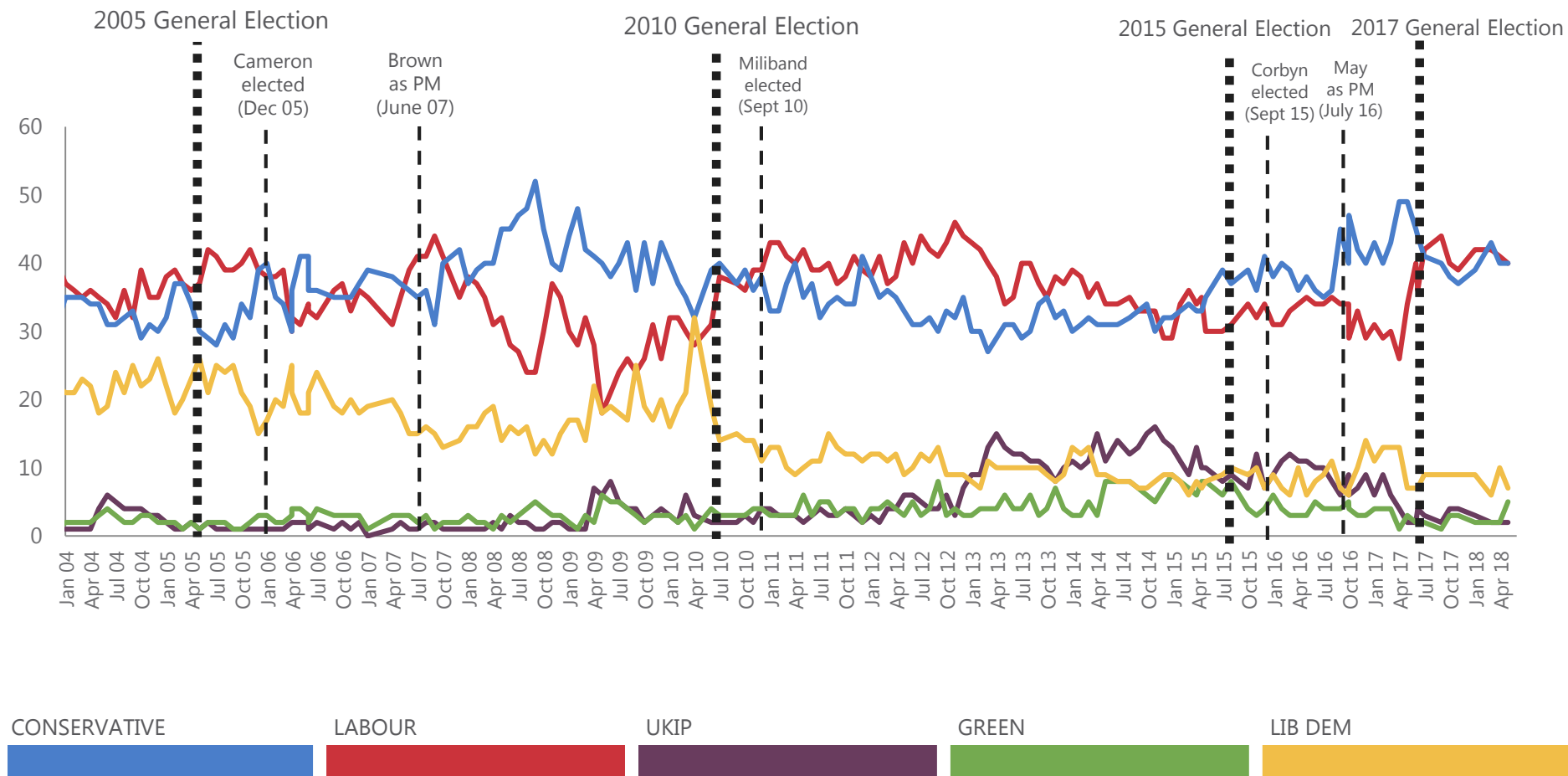
Source: Ipsos MORI Political Monitor



Ipsos MORI

Headline voting intention: January '04 – May '18

HOW WOULD YOU VOTE IF THERE WERE A GENERAL ELECTION TOMORROW?



Base: c. 800 British adults; Prior to July 2015 the turnout filter is "All certain to vote"; From July 2015 turnout filter is "all 9/10 certain to vote and always/usually/it depends vote in General Elections"

Source: Ipsos MORI Political Monitor

May 2018

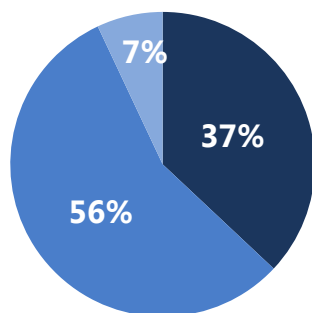
SATISFACTION WITH THE GOVERNMENT AND PARTY LEADERS



Satisfaction with leaders and the Government

ARE YOU SATISFIED OR DISSATISFIED WITH THE WAY.... IS RUNNING THE COUNTRY / DOING HIS/HER JOB
AS PRIME MINISTER /LEADER OF THE LABOUR PARTY/LEADER OF THE LIBERAL DEMOCRATS?

Theresa May

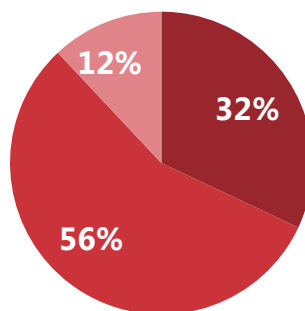


-1%
swing from April 2018

-27 Net

SATISFIED	37%
DISSATISFIED	56%

Jeremy Corbyn

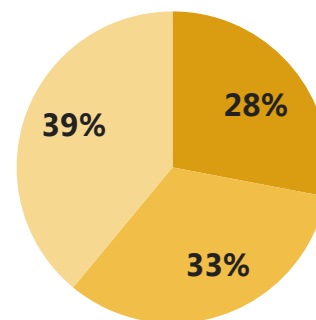


+1.5%
swing from April 2018

-24 Net

SATISFIED	32%
DISSATISFIED	56%

Vince Cable

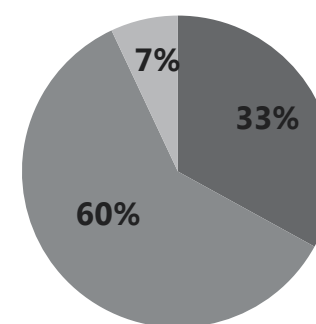


+1%
swing from April 2018

-5 Net

SATISFIED	28%
DISSATISFIED	39%

The Government



+3%
swing from April 2018

-27 Net

SATISFIED	33%
DISSATISFIED	60%

Base: 1,015 British adults 18+ 18th – 22nd May 2018. Swing is calculated as the average of change in % "satisfied" and % "dissatisfied"

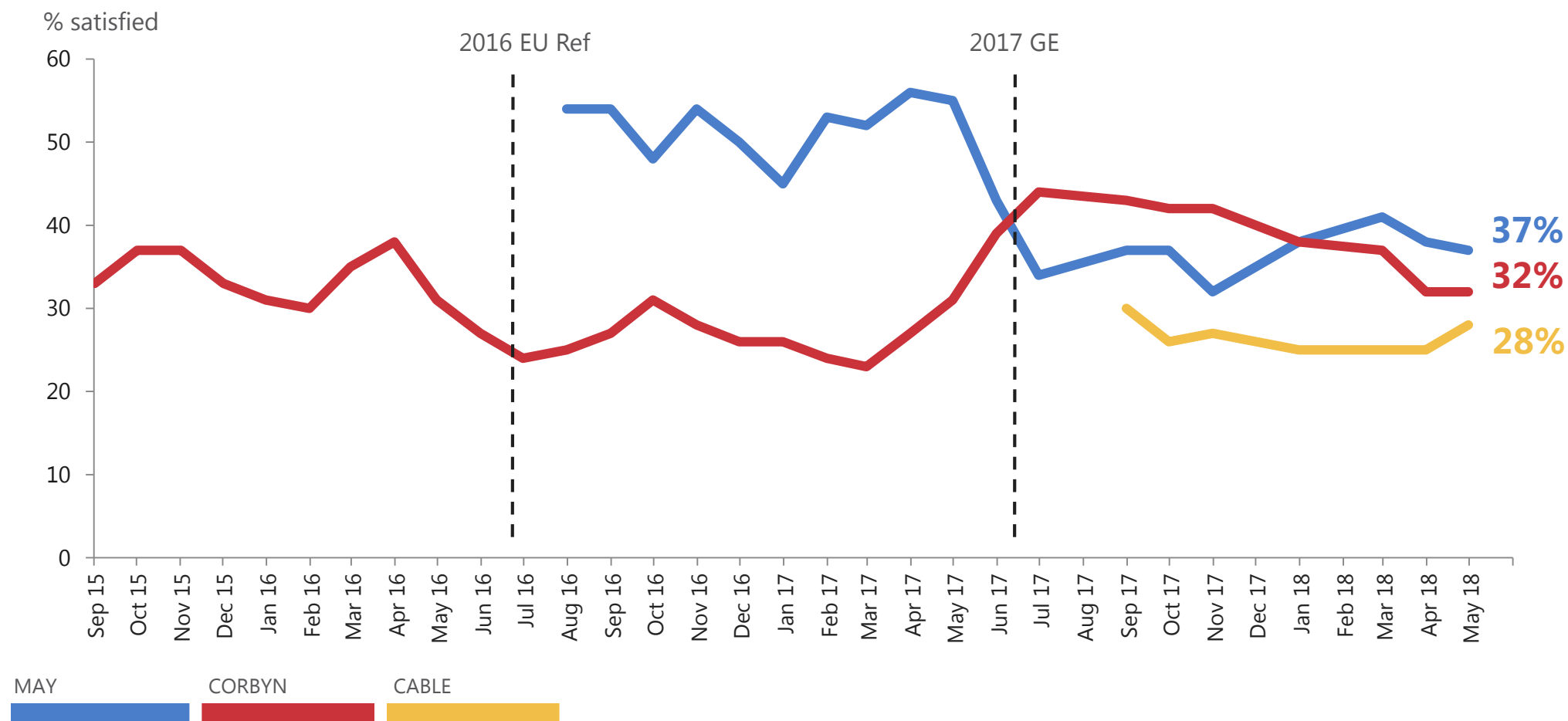
Source: Ipsos MORI Political Monitor



Ipsos MORI

Satisfaction with Party leaders Sept 2015 – May 2018

HOW SATISFIED OR DISSATISFIED ARE YOU WITH THE WAY ... IS DOING HIS/HER JOB AS PRIME MINISTER
/LEADER OF THE LABOUR/LIB DEM PARTY?



Base: c.1,000 British adults each month.

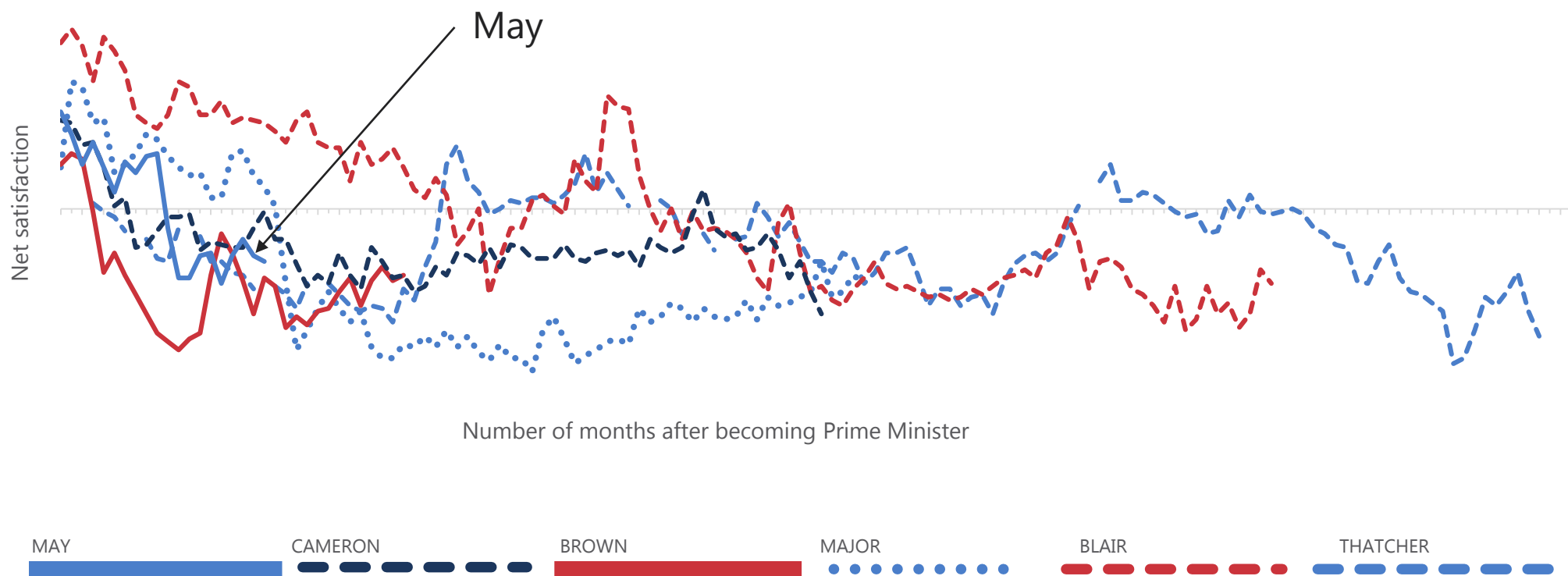
Source: Ipsos MORI Political Monitor



Ipsos MORI

Net satisfaction with Prime Ministers (1979-2018)

HOW SATISFIED OR DISSATISFIED ARE YOU WITH THE WAY ... IS DOING HIS/HER JOB AS PRIME MINISTER?



Note: Data collected prior to February 2008 was collected via face-to-face methodology; data collected from February 2008 was via telephone

Base: c.1,000 British adults each month

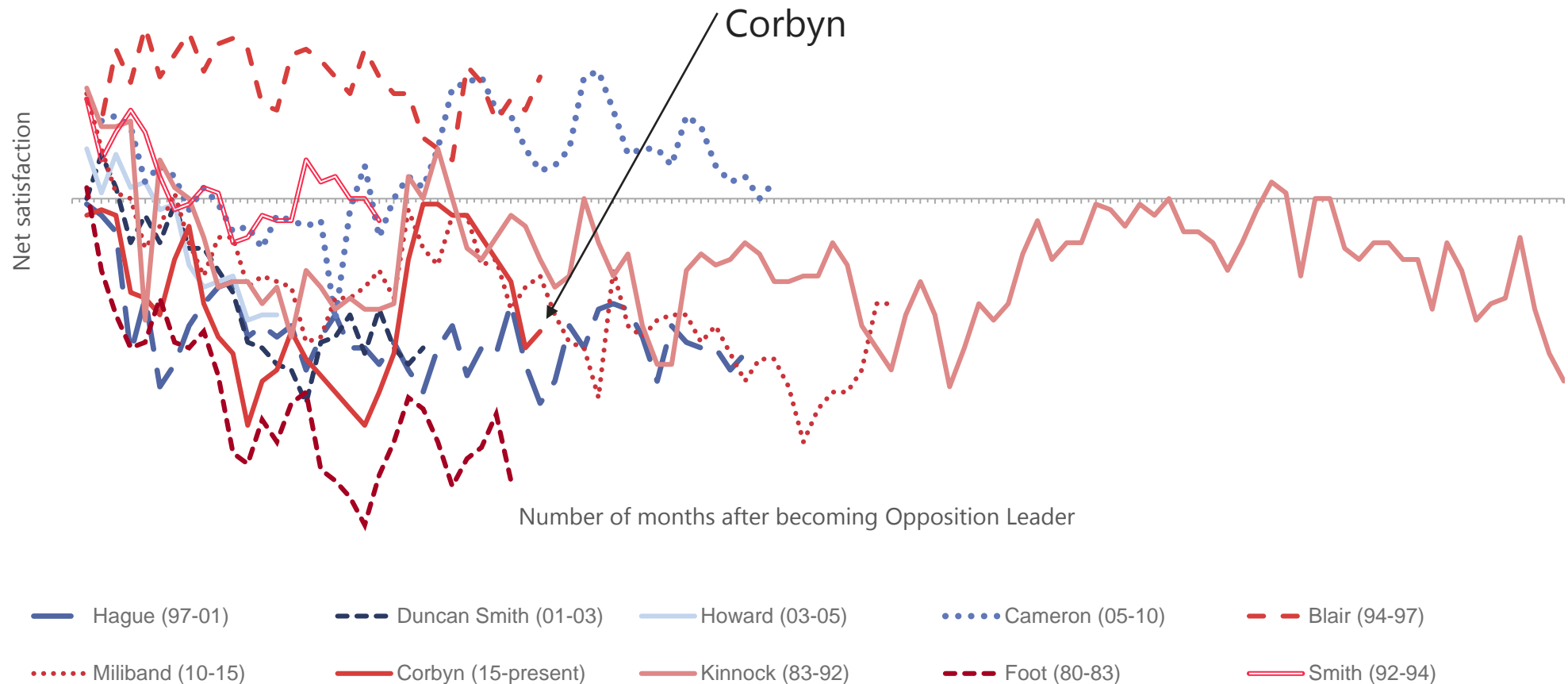
Source: Ipsos MORI Political Monitor



Ipsos MORI

Net satisfaction with Opposition Leaders (1980 – 2018)

HOW SATISFIED OR DISSATISFIED ARE YOU WITH THE WAY ... IS DOING HIS JOB AS LEADER OF THE ... PARTY?



Note: Data collected prior to February 2008 was collected via face-to-face methodology; data collected from February 2008 was via telephone

Base: c.1,000 British adults each month

Source: Ipsos MORI Political Monitor

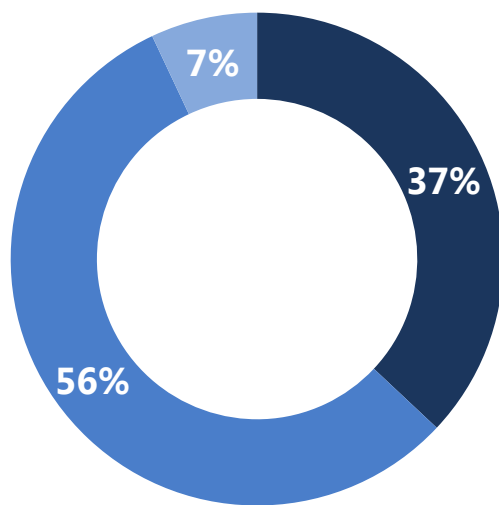


Ipsos MORI

Theresa May (satisfaction)

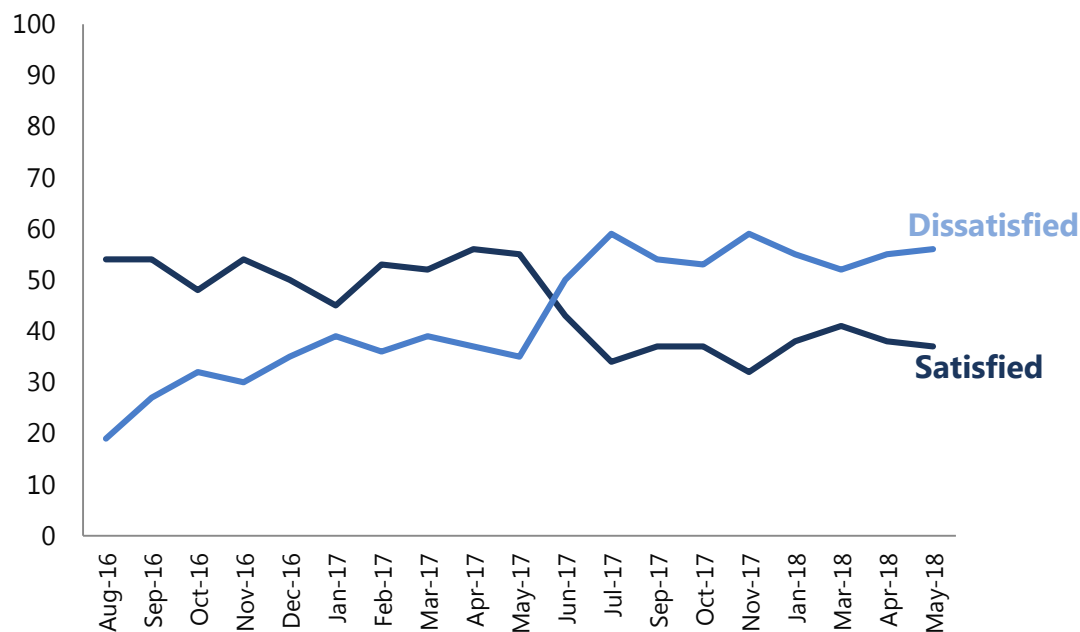
ARE YOU SATISFIED OR DISSATISFIED WITH THE WAY THERESA MAY IS DOING HER JOB AS PRIME MINISTER?

May 2018



SATISFIED	37%
DISSATISFIED	56%
DON'T KNOW	7%
Net = -19	

August 2016 – May 2018



Base: 1,015 British adults 18+ 18th – 22nd May 2018.

Source: Ipsos MORI Political Monitor

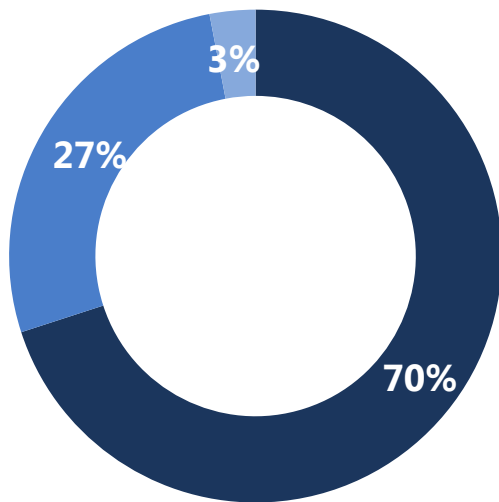


Ipsos MORI

Theresa May (satisfaction amongst Conservative supporters)

ARE YOU SATISFIED OR DISSATISFIED WITH THE WAY THERESA MAY IS DOING HER JOB AS PRIME MINISTER?

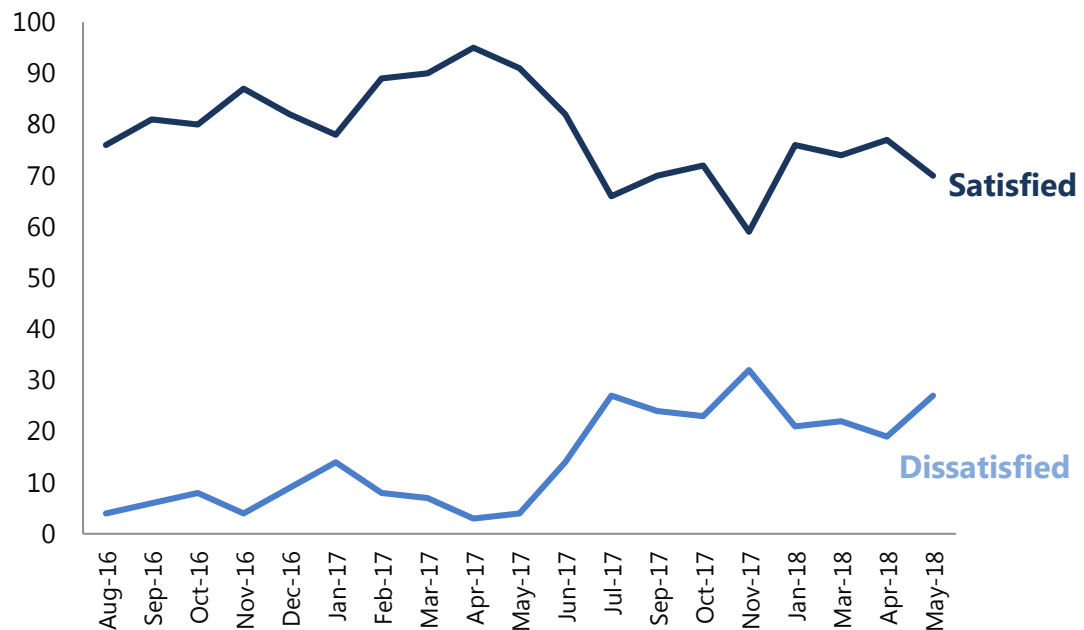
May 2018



SATISFIED	70%
DISSATISFIED	27%
DON'T KNOW	3%

Net = +43

August 2016 – May 2018



Base: 365 Conservative supporters 1818th – 22nd May 2018.

Source: Ipsos MORI Political Monitor

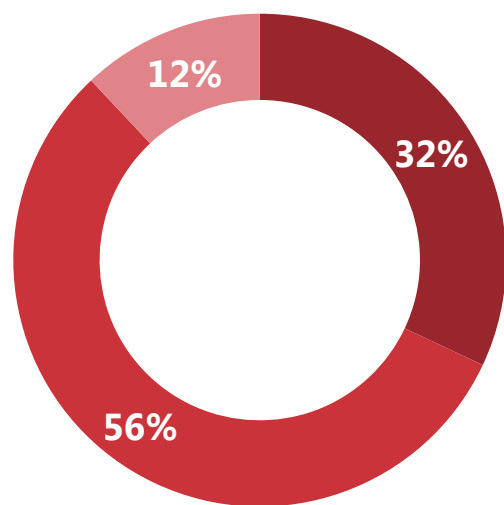


Ipsos MORI

Jeremy Corbyn (satisfaction)

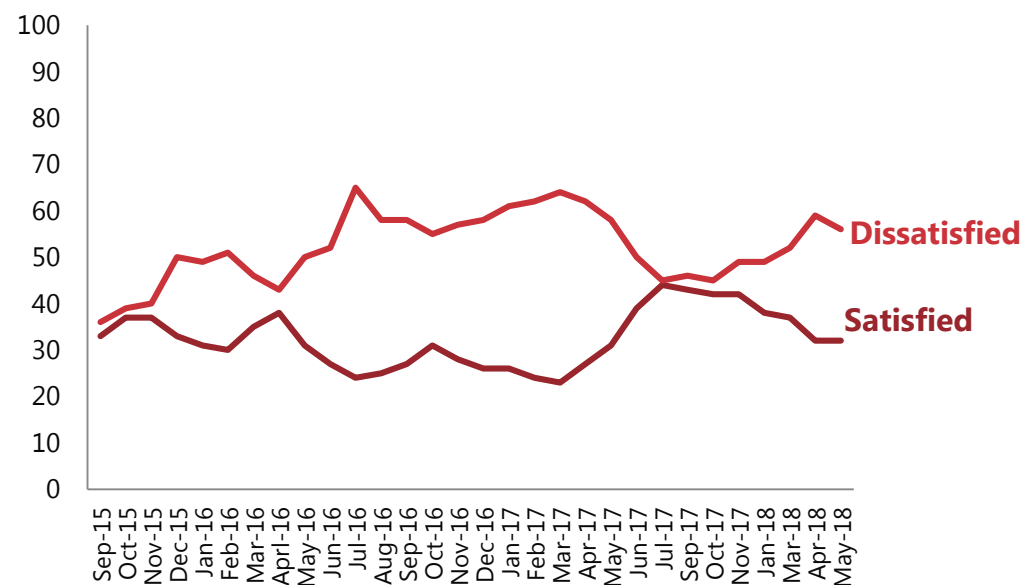
ARE YOU SATISFIED OR DISSATISFIED WITH THE WAY JEREMY CORBYN IS DOING HIS JOB AS LEADER OF THE LABOUR PARTY?

May 2018



SATISFIED	32%
DISSATISFIED	56%
DON'T KNOW	12%
Net = -24	

September 2015 – May 2018



Base: 1,015 British adults 18+ 18th – 22nd May 2018.

Source: Ipsos MORI Political Monitor

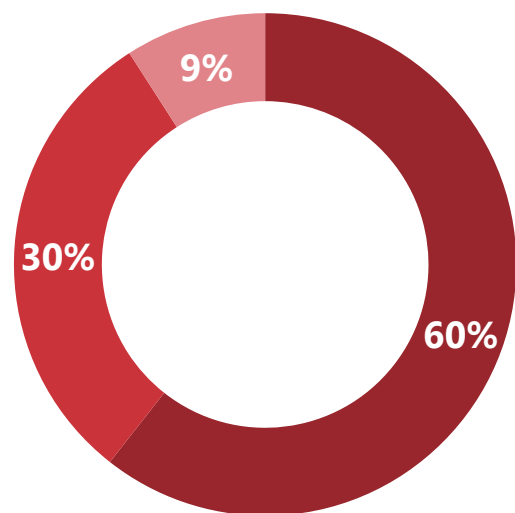


Ipsos MORI

Jeremy Corbyn (satisfaction amongst Labour supporters)

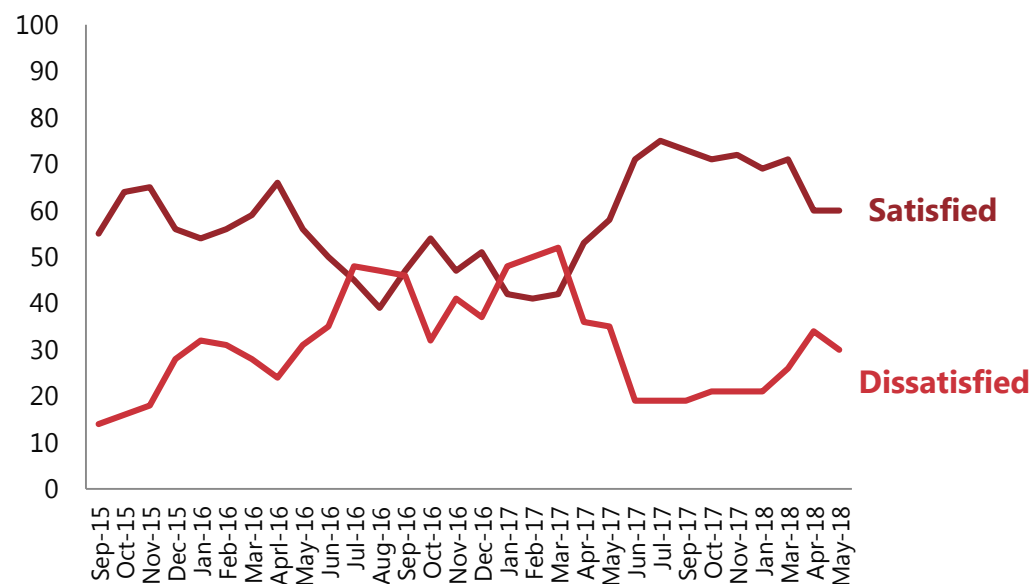
ARE YOU SATISFIED OR DISSATISFIED WITH THE WAY JEREMY CORBYN IS DOING HIS JOB AS LEADER OF THE LABOUR PARTY?

May 2018



SATISFIED	60%
DISSATISFIED	30%
DON'T KNOW	9%
Net = +30	

September 2015 – May 2018



Base: 307 Labour supporters 18+ 18th – 22nd May 2018.

Source: Ipsos MORI Political Monitor

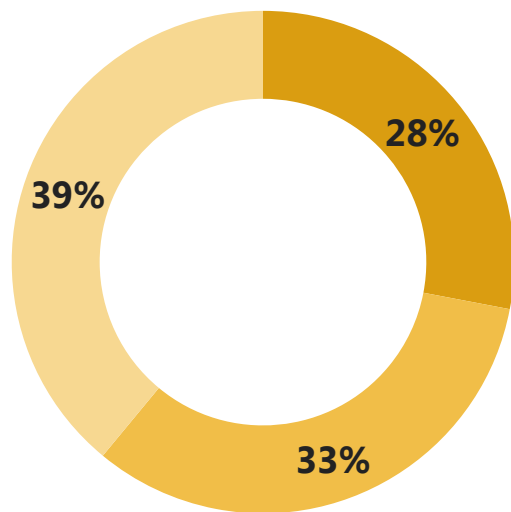


Ipsos MORI

Vince Cable (satisfaction)

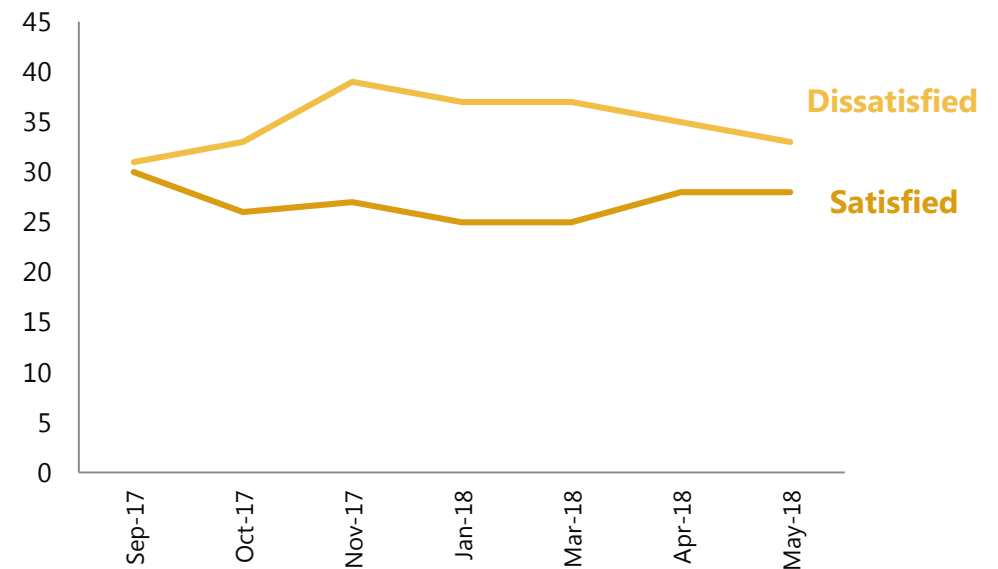
ARE YOU SATISFIED OR DISSATISFIED WITH THE WAY VINCE CABLE IS DOING HIS JOB AS LEADER OF THE LIBERAL DEMOCRATS?

May 2018



SATISFIED	28%
DISSATISFIED	33%
DON'T KNOW	39%
Net = -5	

September 2017 – May 2018



Base: 1,015 British adults 18+ 18th – 22nd May 2018.

Source: Ipsos MORI Political Monitor



Ipsos MORI

May 2018

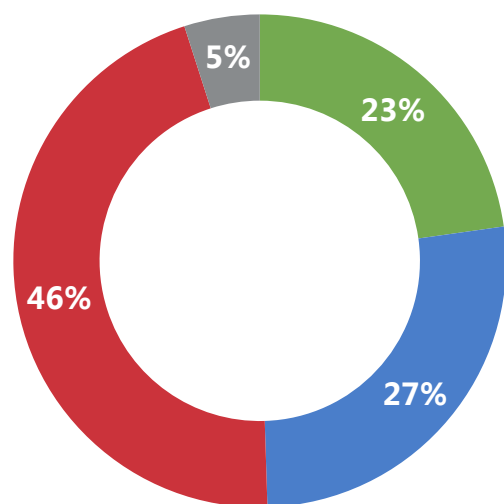
ECONOMIC OPTIMISM



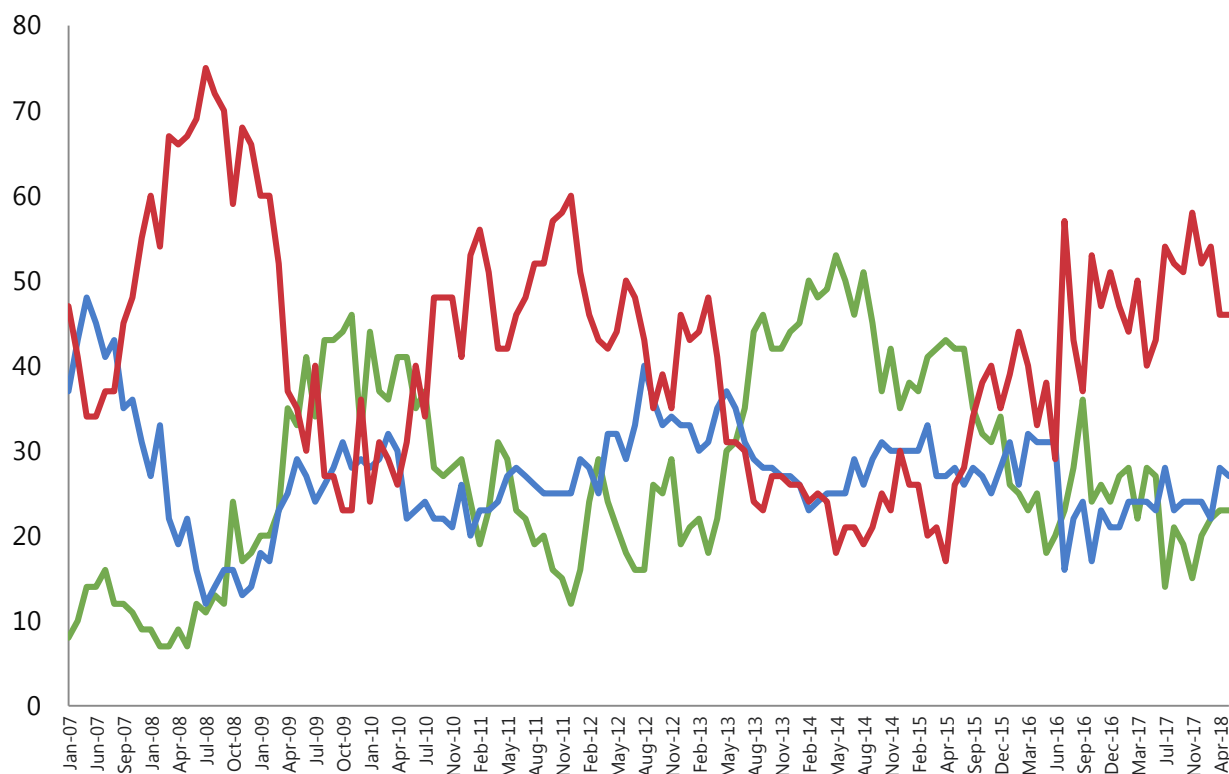
Economic Optimism Index

DO YOU THINK THAT THE GENERAL ECONOMIC CONDITION OF THE COUNTRY WILL IMPROVE, STAY THE SAME OR GET WORSE OVER THE NEXT 12 MONTHS?

May 2018



IMPROVE	23%
STAY THE SAME	27%
GET WORSE	46%
DON'T KNOW	5%
EOI = -23	



Base: 1,015 British adults 18+ 18th – 22nd May 2018.

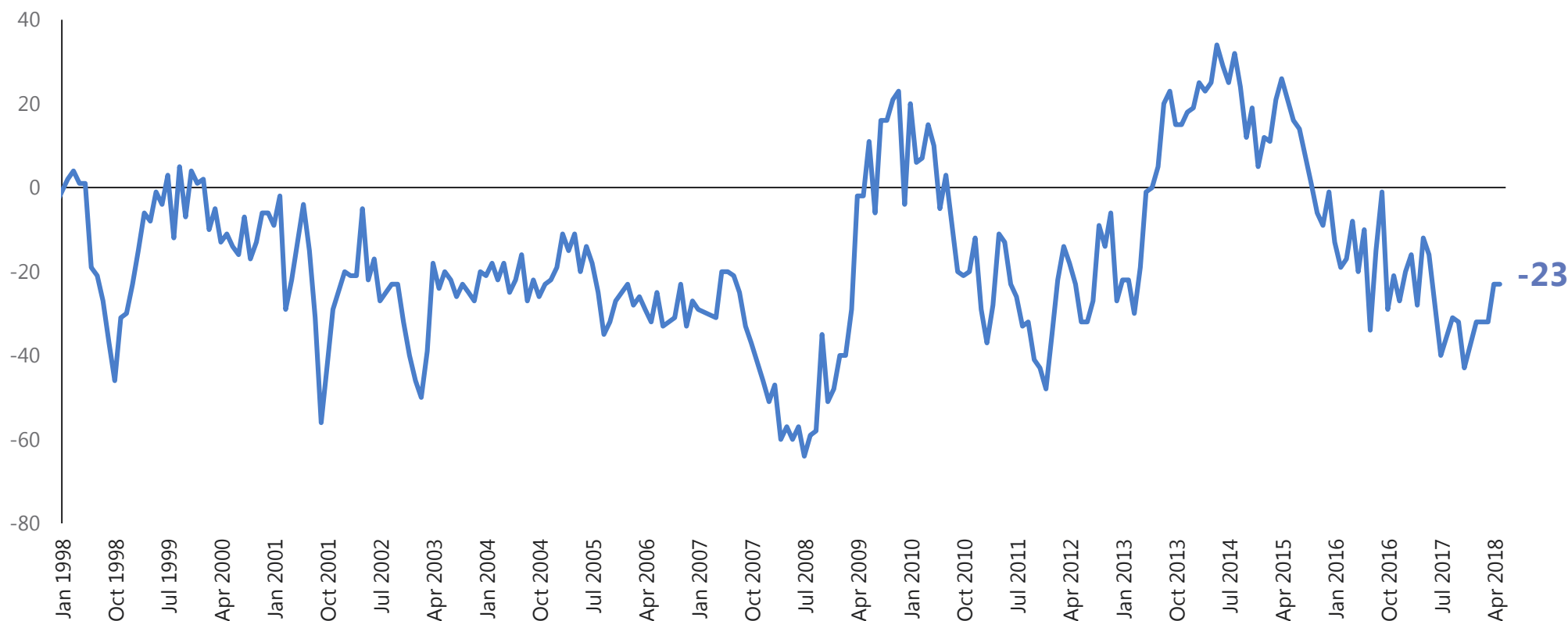
Source: Ipsos MORI Political Monitor



Ipsos MORI

Economic Optimism Index – 1998-2018

DO YOU THINK THAT THE GENERAL ECONOMIC CONDITION OF THE COUNTRY WILL IMPROVE, STAY THE SAME OR GET WORSE OVER THE NEXT 12 MONTHS?



Base: c.1,000 British adults each month

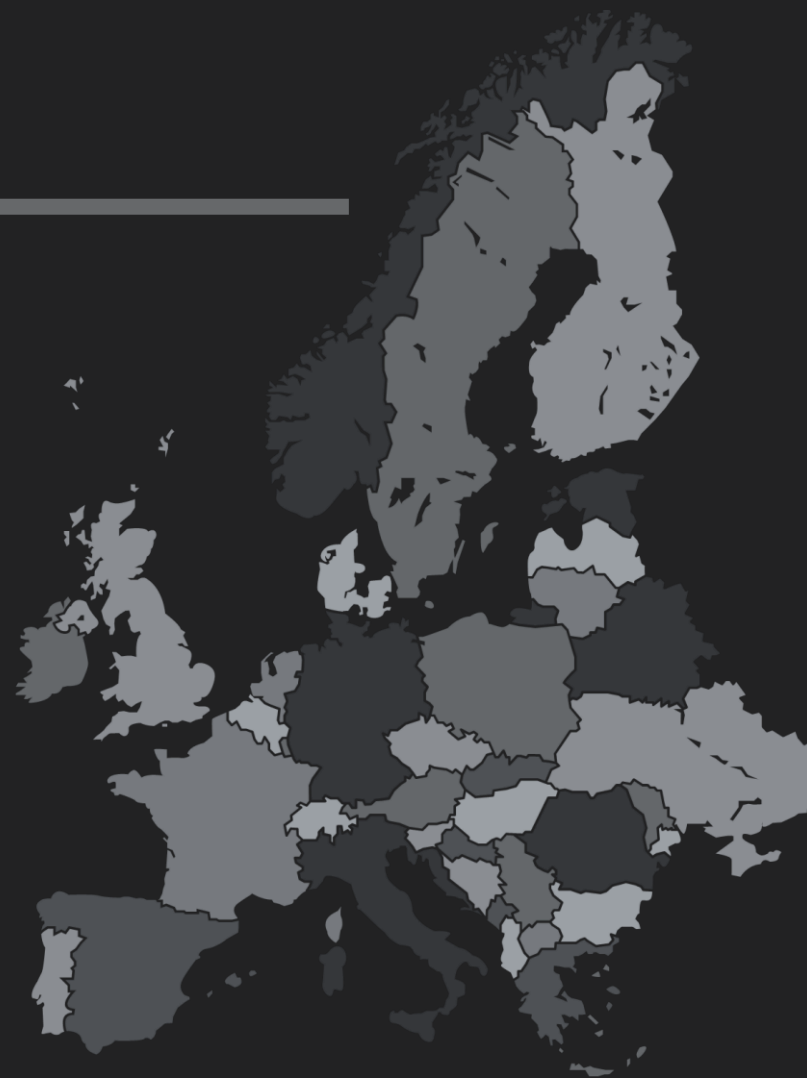
Source: Ipsos MORI Political Monitor



Ipsos MORI

May 2018

Brexit



Ipsos MORI

Confidence in May to get a good deal for Britain

PLEASE TELL ME HOW CONFIDENT, IF AT ALL, YOU ARE THAT THERESA MAY WILL GET A GOOD DEAL FOR BRITAIN IN NEGOTIATIONS WITH OTHER EUROPEAN UNION LEADERS?

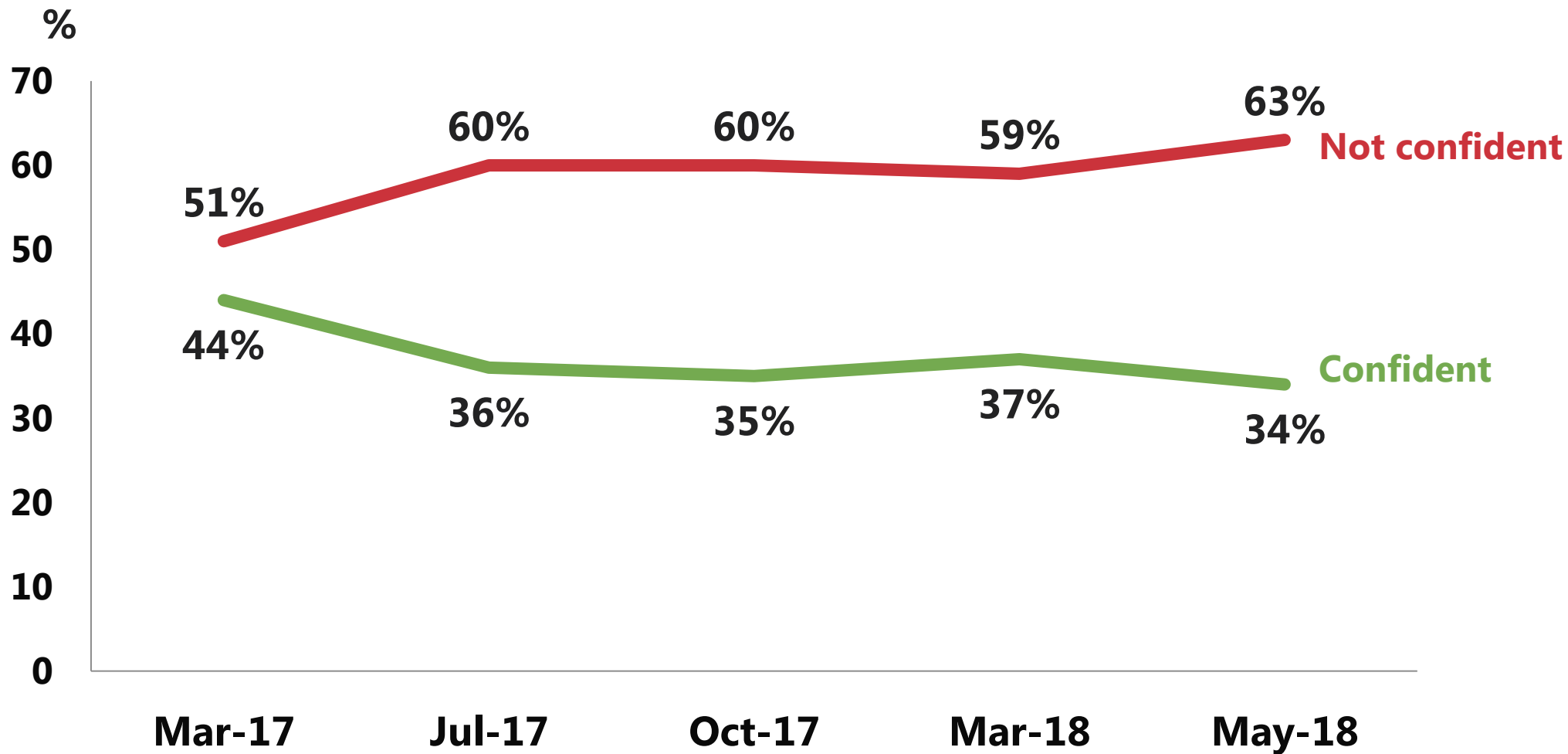


c. 1,000 British adults 18+

Source: Ipsos MORI Political Monitor

Confidence in May to get a good deal for Britain

PLEASE TELL ME HOW CONFIDENT, IF AT ALL, YOU ARE THAT THERESA MAY WILL GET A GOOD DEAL FOR BRITAIN IN NEGOTIATIONS WITH OTHER EUROPEAN UNION LEADERS?



c. 1,000 British adults 18+

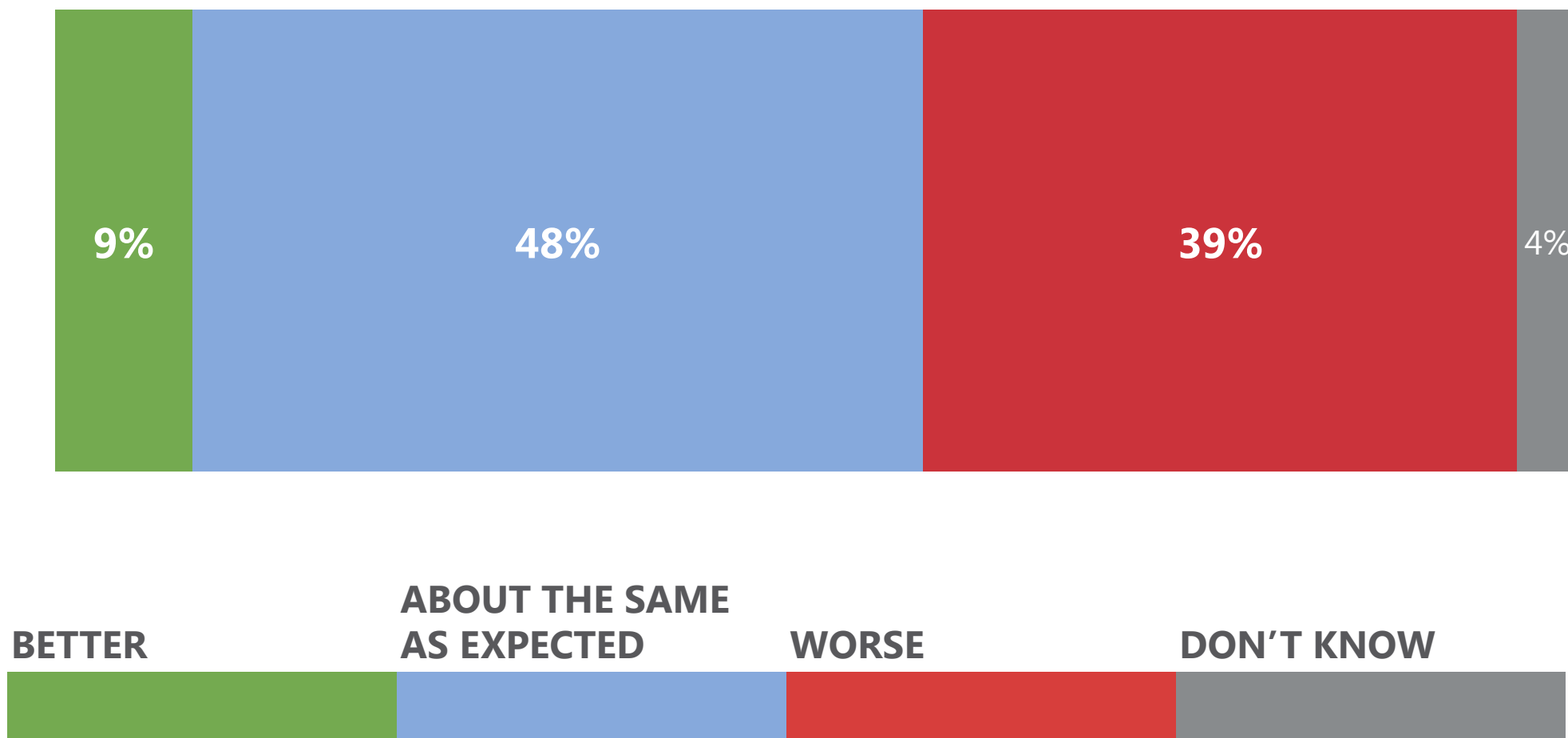
Source: Ipsos MORI Political Monitor



Ipsos MORI

How Brexit is meeting expectations

REGARDLESS OF HOW YOU VOTED IN THE EU REFERENDUM, DO YOU BELIEVE BRITAIN'S EXIT FROM THE EUROPEAN UNION IS WORKING OUT BETTER OR WORSE, OR ABOUT THE SAME AS YOU EXPECTED?



Base: 1,015 British adults 18+, 18th – 22nd May 2018.

Source: Ipsos MORI Political Monitor



Ipsos MORI

Ipsos MORI

May 2018 POLITICAL MONITOR



Ipsos MORI