

The Inclusiveness of Nationalities

A Global Advisor Survey

NICOLAS BOYON

Senior Vice President

© 2018 Ipsos. All rights reserved. Contains Ipsos' Confidential and Proprietary information and may not be disclosed or reproduced without the prior written consent of Ipsos.

Methodology

The survey was conducted in 27 countries via the Ipsos Online Panel system: Argentina, Australia, Belgium, Brazil, Canada, Chile, China, France, Great Britain, Germany, Hungary, India, Italy, Japan, Malaysia, Mexico, Peru, Poland, Russia, Saudi Arabia, Serbia, South Africa, South Korea, Spain, Sweden, Turkey and the United States of America.

Interviews were conducted with 20,767 adults aged 18-64 in Canada and the U.S. and 16-64 in all other countries between April 20 and May 4, 2018.

Approximately 1000+ individuals participated on a country by country basis via the Ipsos Online Panel with the exception of Argentina, Belgium, Hungary, India, Mexico, Peru, Poland, Russia, Saudi Arabia, South Africa, South Korea, Sweden and Turkey, where each have a sample of approximately 500+.

Weighting has been employed to balance demographics and ensure that the sample's composition reflects that of the adult population according to the most recent country census data.

A survey with an unweighted probability sample of this size would have an estimated margin of error of +/- 3.1 percentage points for a sample of 1,000 and an estimated margin of error of +/- 4.5 percentage points for a 500 sample 19 times out of 20.

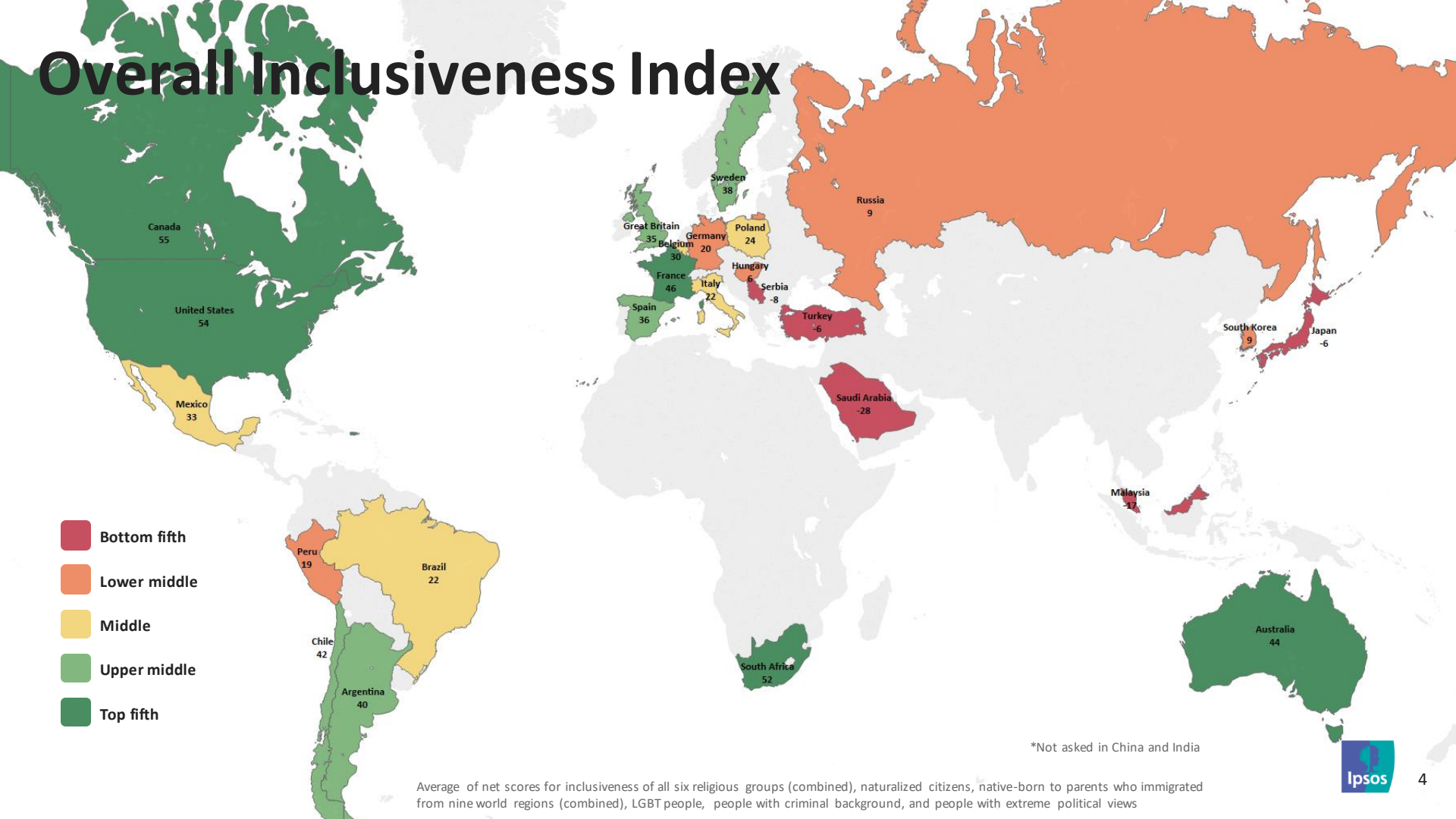

In 17 of the 27 countries surveyed internet penetration is sufficiently high to think of the samples as representative of the wider population within the age ranges covered: Argentina, Australia, Belgium, Canada, France, Germany, Hungary, Italy, Japan, Poland, Serbia, South Korea, Spain, Sweden, Great Britain and United States.

Brazil, Chile, China, India, Malaysia, Mexico, Russia, Peru, Saudi Arabia, South Africa and Turkey have lower levels of internet penetration and so these samples should not be considered to be fully nationally representative, but instead to represent a more affluent, connected population. These are still a vital social group to understand in these countries, representing an important and emerging middle class.



OVERALL INCLUSIVENESS INDEX




























Overall Inclusiveness Index



*Not asked in China and India

Average of net scores for inclusiveness of all six religious groups (combined), naturalized citizens, native-born to parents who immigrated from nine world regions (combined), LGBT people, people with criminal background, and people with extreme political views


Overall Inclusiveness Index

		Overall Individual Index*	Overall Inclusion Index Components					Reference Data		
			Religious Inclusiveness Score	Naturalized-Citizen Inclusiveness Score	Second Generation Inclusiveness Score	LGBT Inclusiveness Score	Criminal Background Inclusiveness Score	Extreme Political Views Inclusiveness Score	Armed Forces Veteran Inclusiveness Score	Self-Perception Net Score
Canada		55	52	51	76	71	47	33	82	87
United States		54	44	63	66	63	41	45	82	85
South Africa		52	49	33	72	66	42	49	77	84
France		46	51	27	51	76	32	37	75	86
Australia		44	42	56	69	55	24	16	76	71
Chile		42	33	38	75	69	26	13	72	83
Argentina		40	37	29	68	64	25	16	77	86
Sweden		38	32	26	51	69	35	18	67	71
Spain		36	34	25	54	65	33	3	64	62
Great Britain		35	38	30	51	53	27	12	62	42
Mexico		33	15	40	65	54	24	-2	72	90
Belgium		30	26	16	43	68	27	1	69	72
Poland		24	14	-5	29	41	33	29	71	73
Italy		22	19	4	30	55	22	1	63	75
Brazil		22	9	14	53	44	14	-4	65	85
Germany		20	11	20	31	47	19	-6	42	65
Peru		19	7	13	63	37	1	-9	76	89
South Korea		9	6	35	34	2	-16	-7	73	71
Russia		9	25	10	40	-13	22	-33	65	86
Hungary		6	11	-34	4	34	13	8	59	84
Turkey		-6	-19	-22	-6	-6	10	10	58	75
Japan		-6	-7	4	-8	7	-6	-23	25	57
Serbia		-8	-12	-29	-5	9	4	-14	54	66
Malaysia		-17	29	-34	-1	-46	-32	-16	82	92
Saudi Arabia		-28	-46	15	-1	-59	-26	-50	62	37
India		N/A	N/A	23	18	N/A	N/A	N/A	N/A	97
China		N/A	N/A	N/A	-35	N/A	N/A	N/A	N/A	97



RELIGION

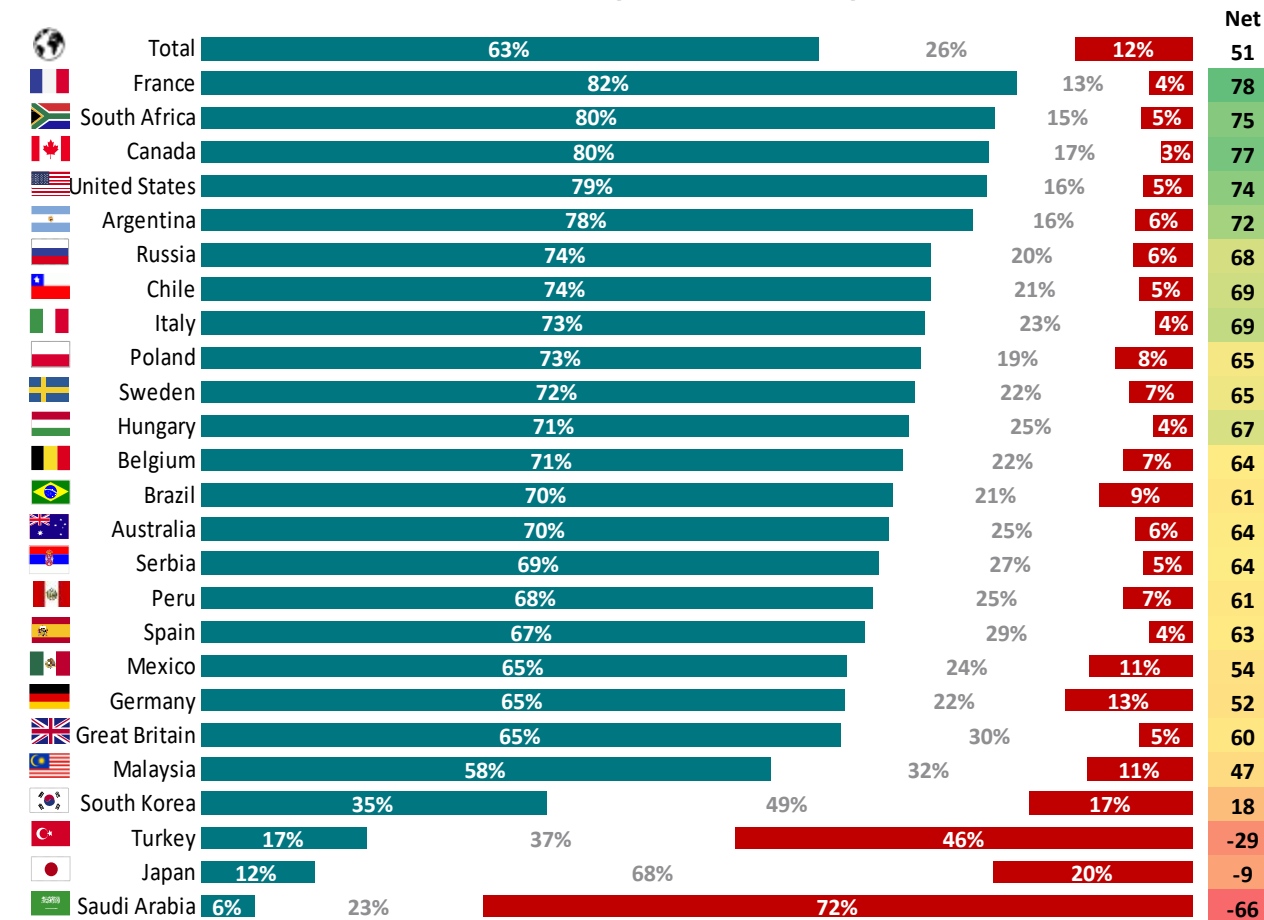
Religious Inclusiveness Score



*Not asked in China and India

Average net scores for all six religious groups

Is a **Christian** a Real [Country's Demonym]?



At least 65% of adults in all majority or historically Christian countries where the question was asked think Christians are “real” nationals.

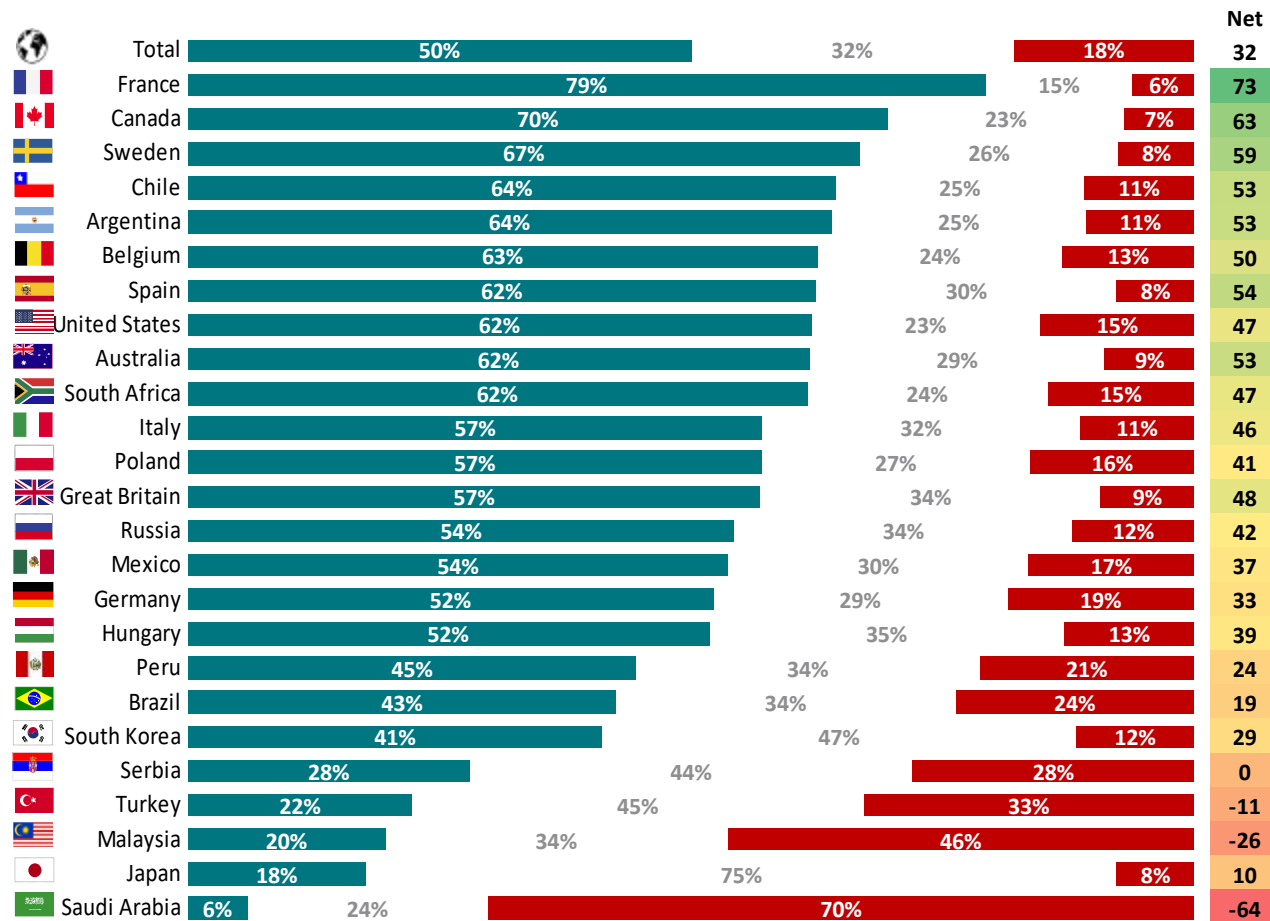
Multi-ethnic **Malaysia** is the only majority/historically non-Christian country surveyed where a majority view Christians as “real” nationals.

South Koreans and **Japanese** are more likely to say they are not sure whether that is the case.

A plurality in **Turkey** and a solid majority in **Saudi Arabia** consider Christians are not “real” Turks or Saudis.

% Real % Not sure % Not a real

Is an **atheist** a Real [Country's Demonym]?



Only three countries surveyed count at least two thirds of adults considering atheists as “real” nationals – **France, Canada** and **Sweden**.

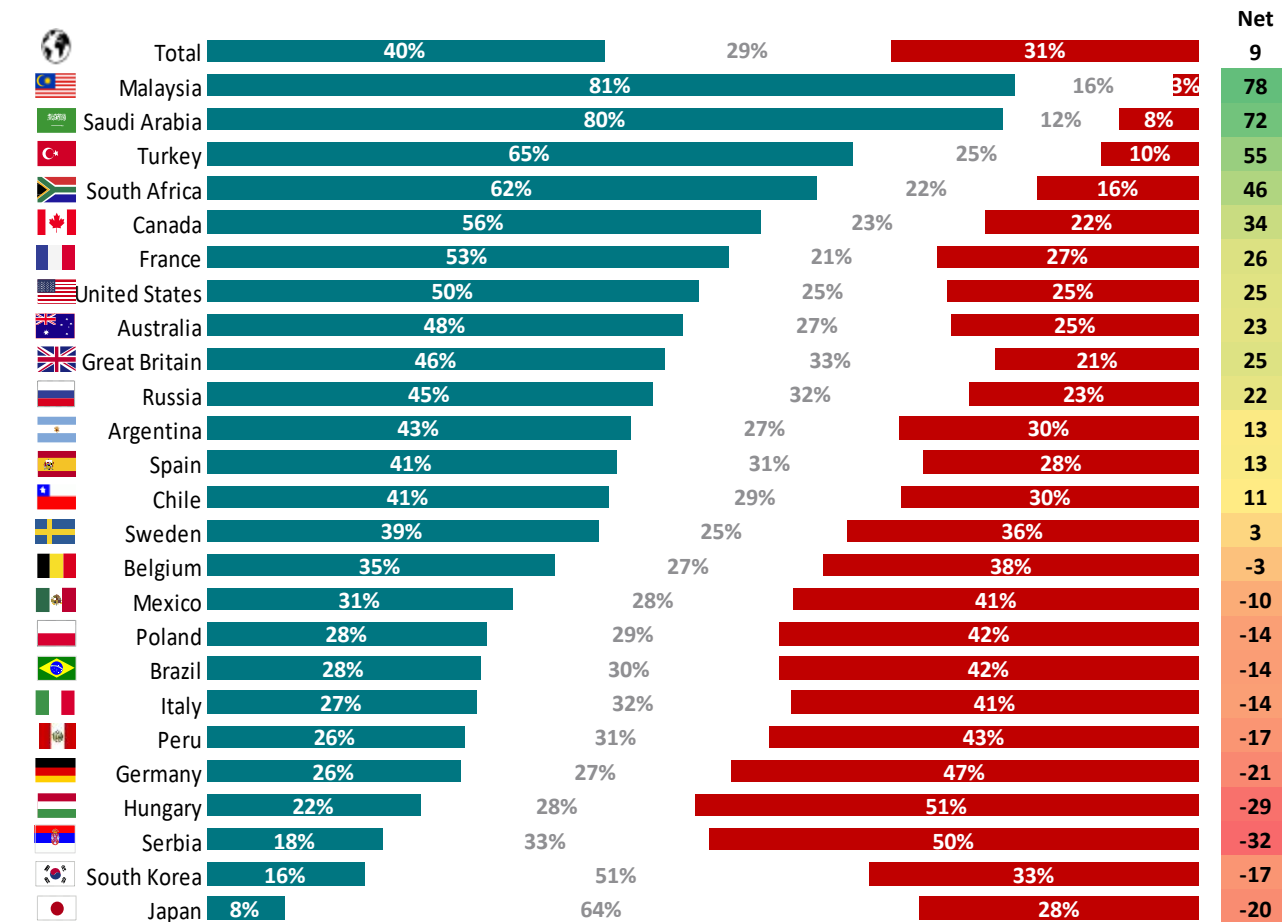
It is the view of a smaller majority of adults (50%-64%) in 14 other countries and of a plurality in two other countries – all of them also majority or historically Christian.

“Unsure” is the prevailing opinion in **Japan, South Korea, Turkey, and Serbia**.

Nearly half in **Malaysia** and seven in ten in **Saudi Arabia** think an atheist is “not a real” Malaysian or Saudi.

% Real % Not sure % Not a real

Is a Muslim a Real Briton?



At least 65% of adults in the three majority Muslim countries surveyed (**Malaysia, Saudi Arabia and Turkey**) view Muslims as “real” nationals.

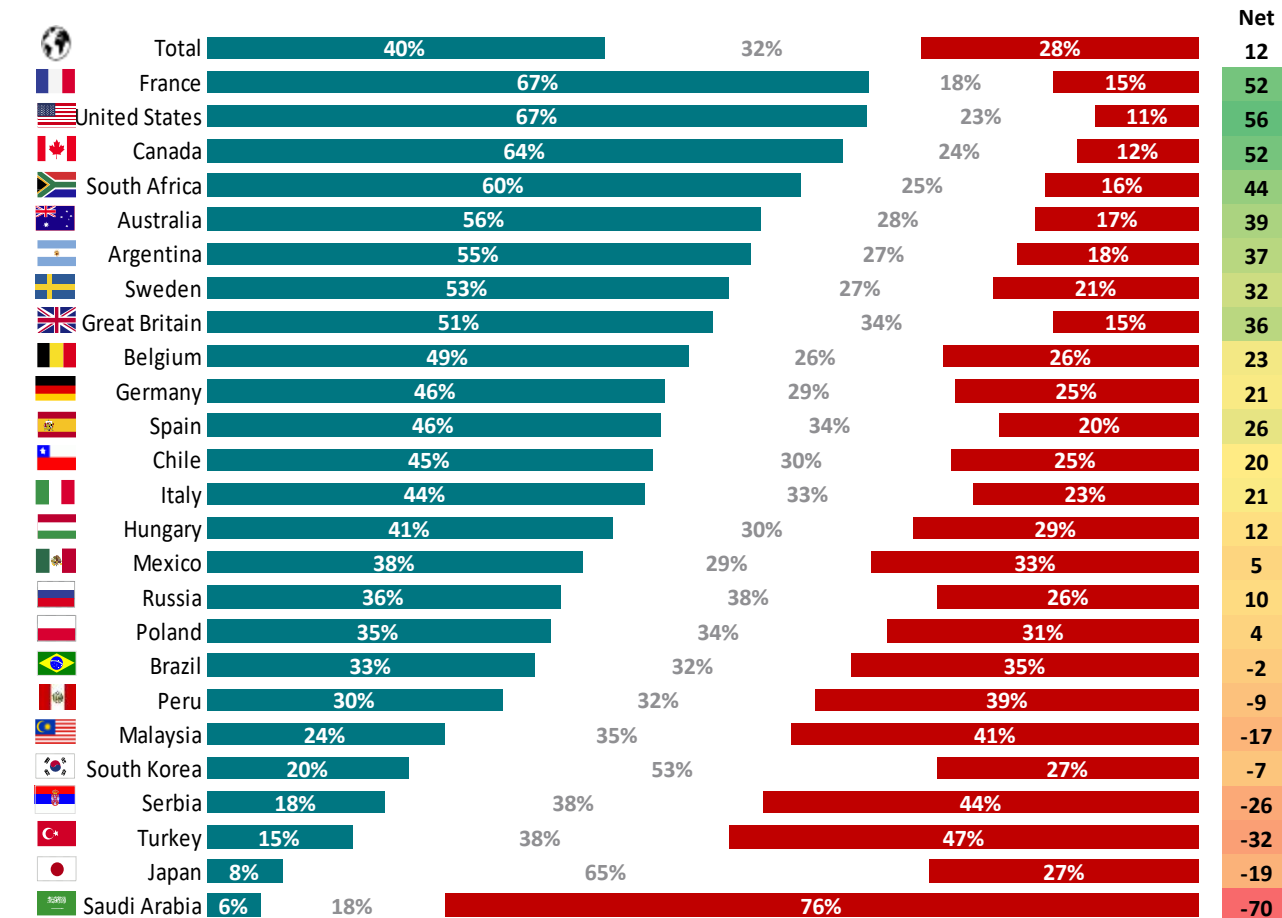
Among all other countries, only four (**South Africa, Canada, France and the U.S.**) show a majority of adults who do so and seven other countries show a plurality who do so.

A majority of adults in **South Korea** and **Japan** are not sure.

An outright majority in two countries (**Hungary and Serbia**) and a plurality in seven countries consider Muslims are “not real” nationals.

% Real % Not sure % Not a real

Is a Jew a Real [Country's Demonym]?



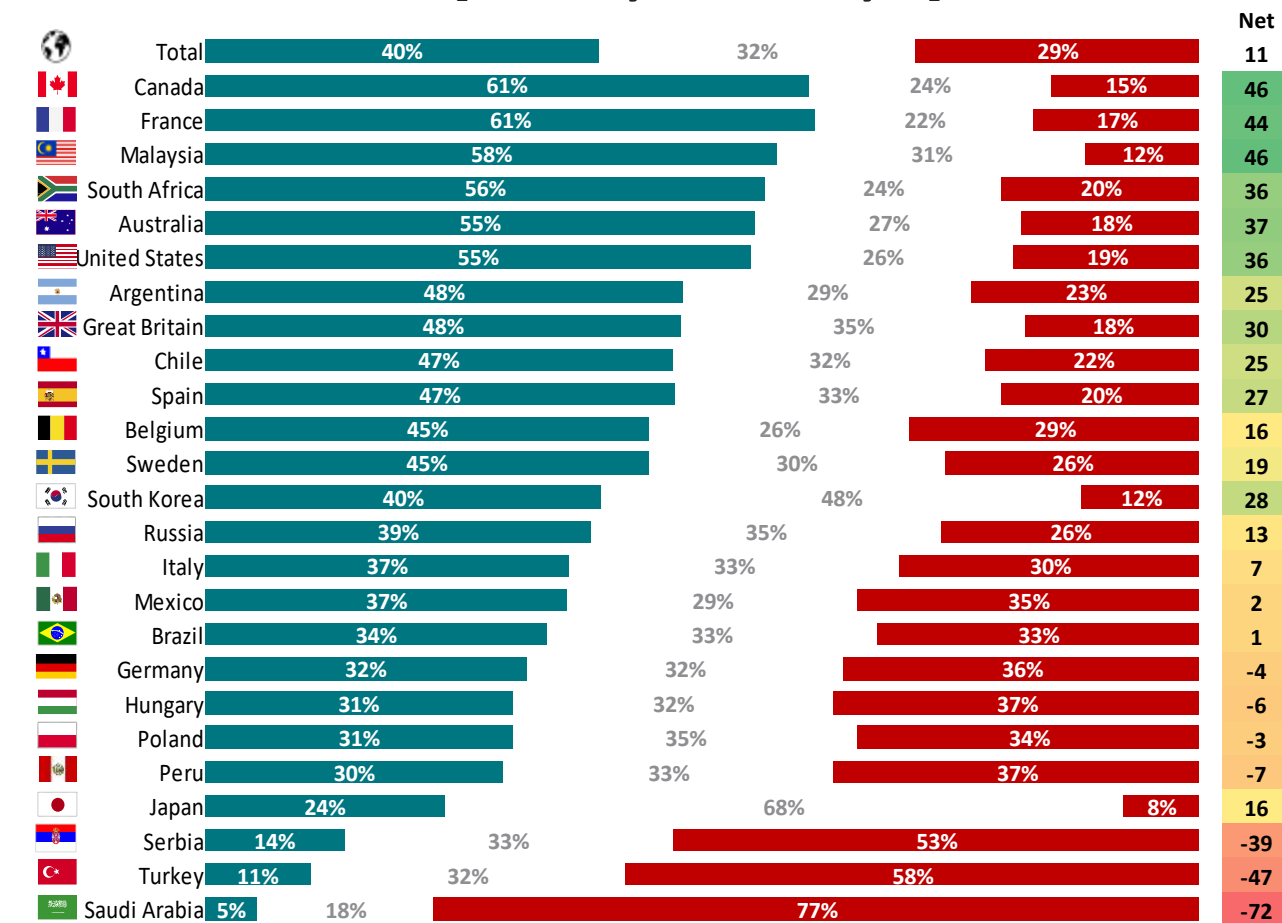
Only two countries surveyed count at least two thirds of adults thinking of Jews as “real” nationals (**France** and the **U.S.**), followed by six other countries where a smaller majority of adults think so, and eight countries where a plurality do so.

“Unsure” is the prevailing opinion in **Japan**, **South Korea**, and **Russia**.

A very large majority in **Saudi Arabia** and a plurality in five other countries (including majority-Christian **Serbia**, **Peru**, and **Brazil** and majority-Muslim **Turkey** and **Malaysia**) think a Jew is “not a real” national.

% Real % Not sure % Not a real

Is a **Buddhist** a Real [Country's Demonym]?



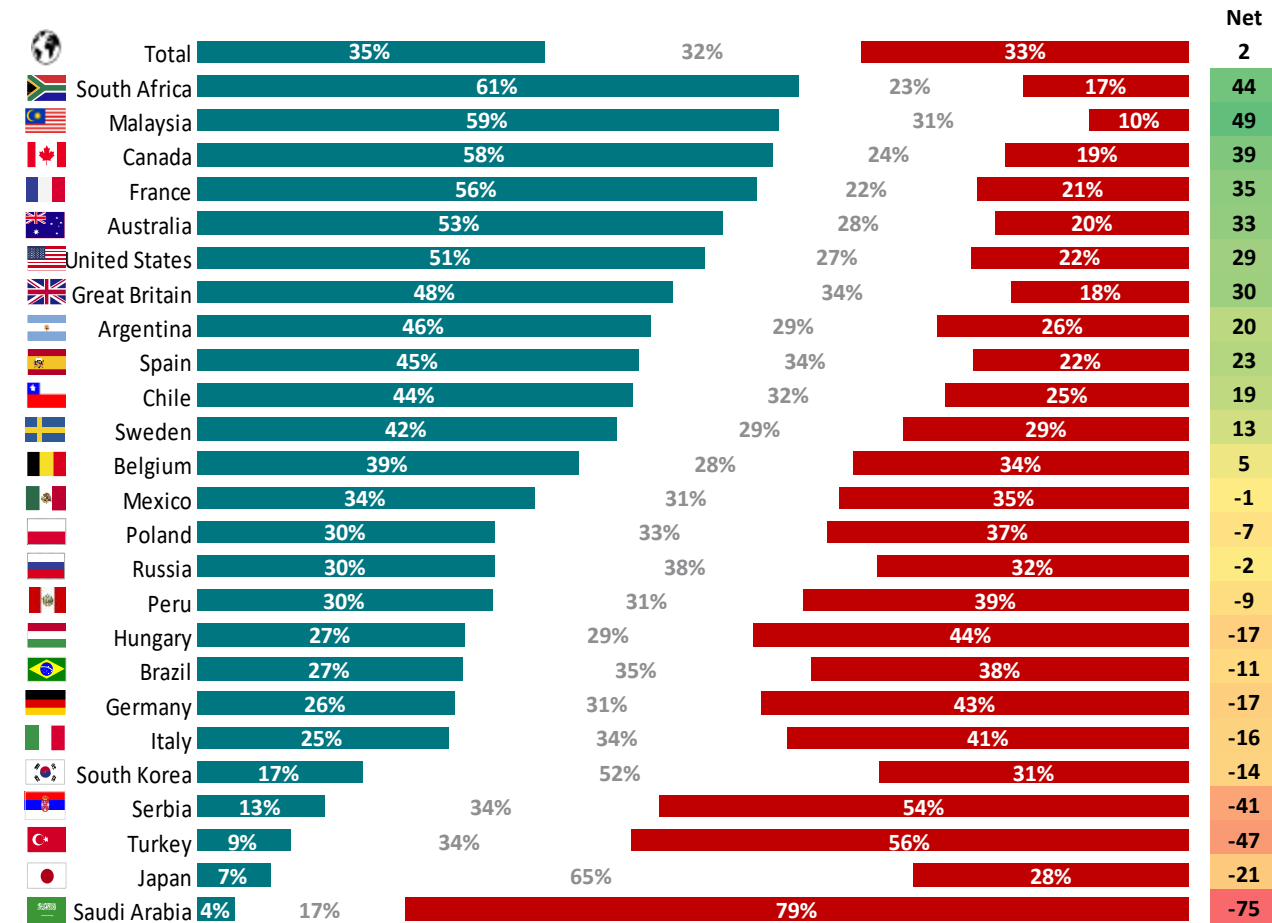
The view that a Buddhist is a “real” national is shared by a majority of adults in only six countries surveyed – **Canada, France, Malaysia, South Africa, Australia, and the U.S.**— and by a plurality in ten other countries.

Adults in **Japan, South Korea** and **Poland** are most likely to say they are not sure if that is the case.

An outright majority in three countries – **Saudi Arabia, Turkey, and Serbia**— and a plurality in three countries consider a Buddhist is “not a real” national.

% Real % Not sure % Not a real

Is a **Hindu** a Real [Country's Demyonym]?



The view that a Hindu is a “real” national is shared by a majority of adults in only six countries surveyed – **South Africa, Malaysia, Canada, France, Australia**, and the **U.S.**— and by a plurality in six other countries. (The question was not asked in India.)

Adults in **Japan, South Korea** and **Russia** are most likely to not be sure.

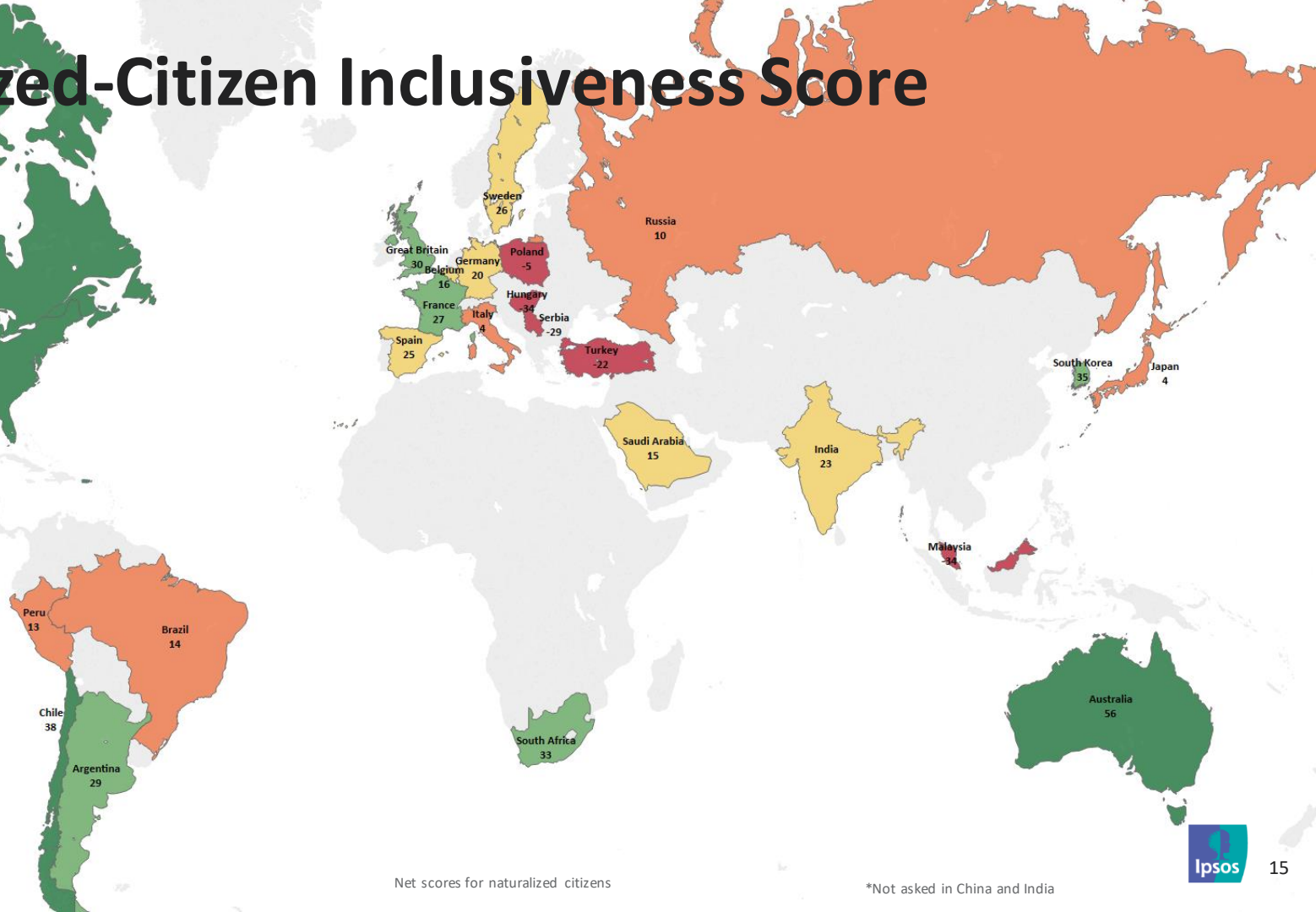
An outright majority in three countries – **Saudi Arabia, Turkey**, and **Serbia**— and a plurality in seven countries consider a Hindu is “not a real” national.

% Real % Not sure % Not a real

A person wearing a green dress and dark shoes is running away from the camera on a paved path. The path is marked with a large white arrow pointing forward. The ground is dark asphalt with some dry leaves and debris scattered around. The person's legs and feet are in motion, suggesting a run or jog.

IMMIGRATION

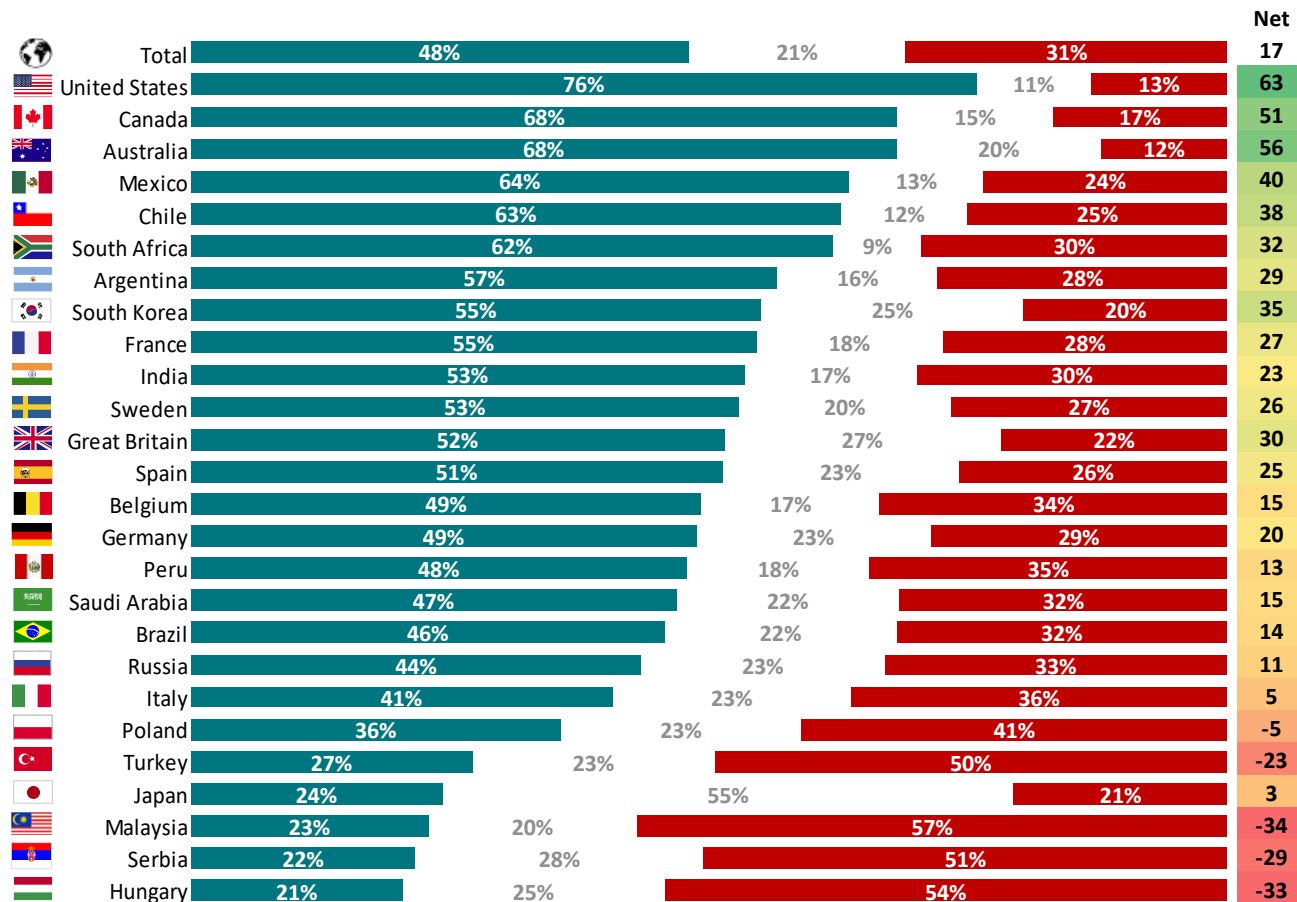
Naturalized-Citizen Inclusiveness Score



Net scores for naturalized citizens

*Not asked in China and India

Is an Immigrant Who Has Become a Citizen of [country] a Real [demonym]?



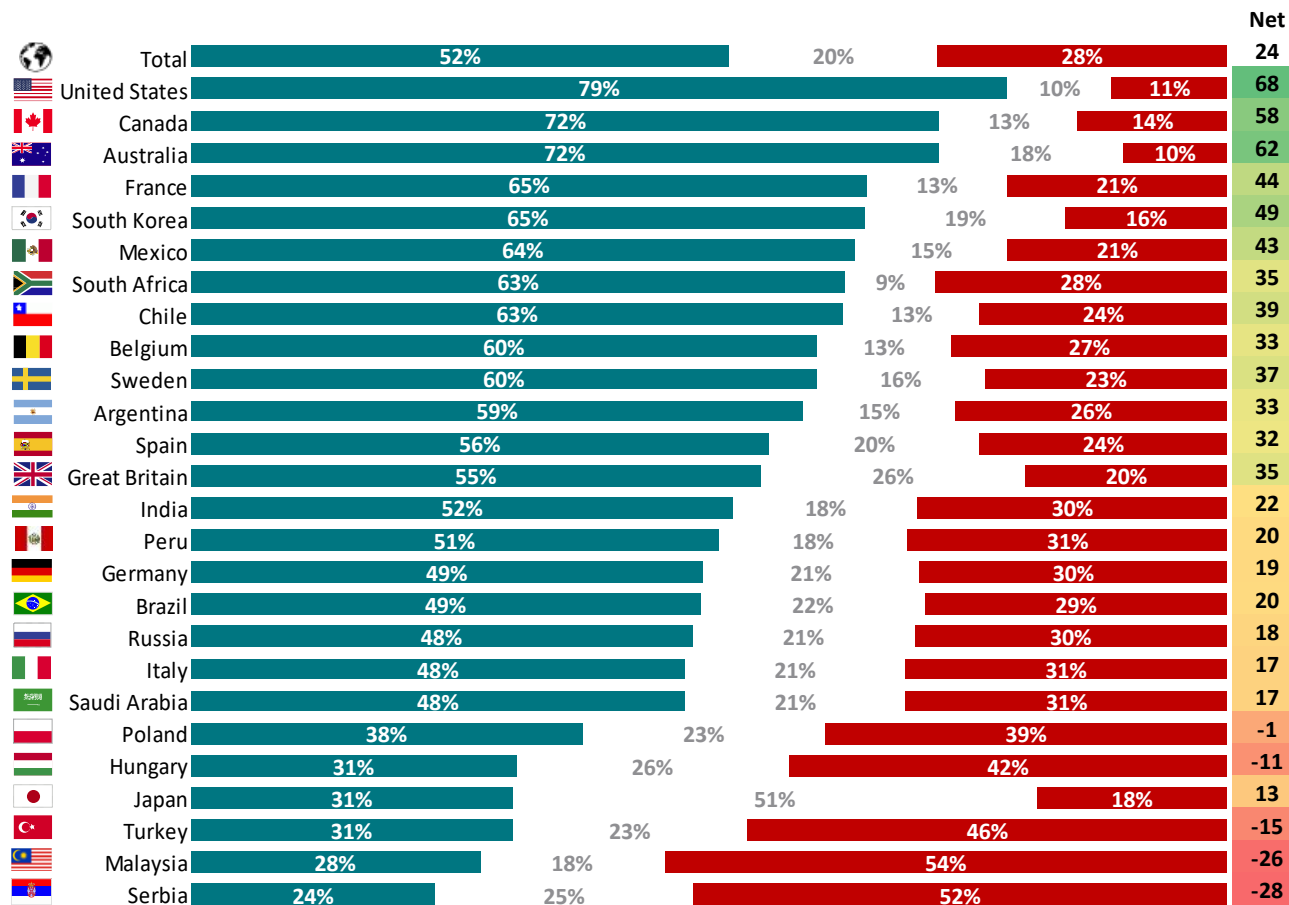
A majority of adults in 13 countries – including three quarters in the **U.S.** and two thirds in **Canada** and **Australia** – and a plurality in seven other countries surveyed consider that a naturalized citizen is a “real” national.

However, a majority in **Malaysia**, **Hungary**, **Serbia**, and **Turkey**, and a plurality in **Poland** disagree.

A majority in **Japan** is not sure.

% Real % Not sure % Not a real

Is an Immigrant Who Has Become a Citizen of [country] and Has a Job a Real [demonym]?

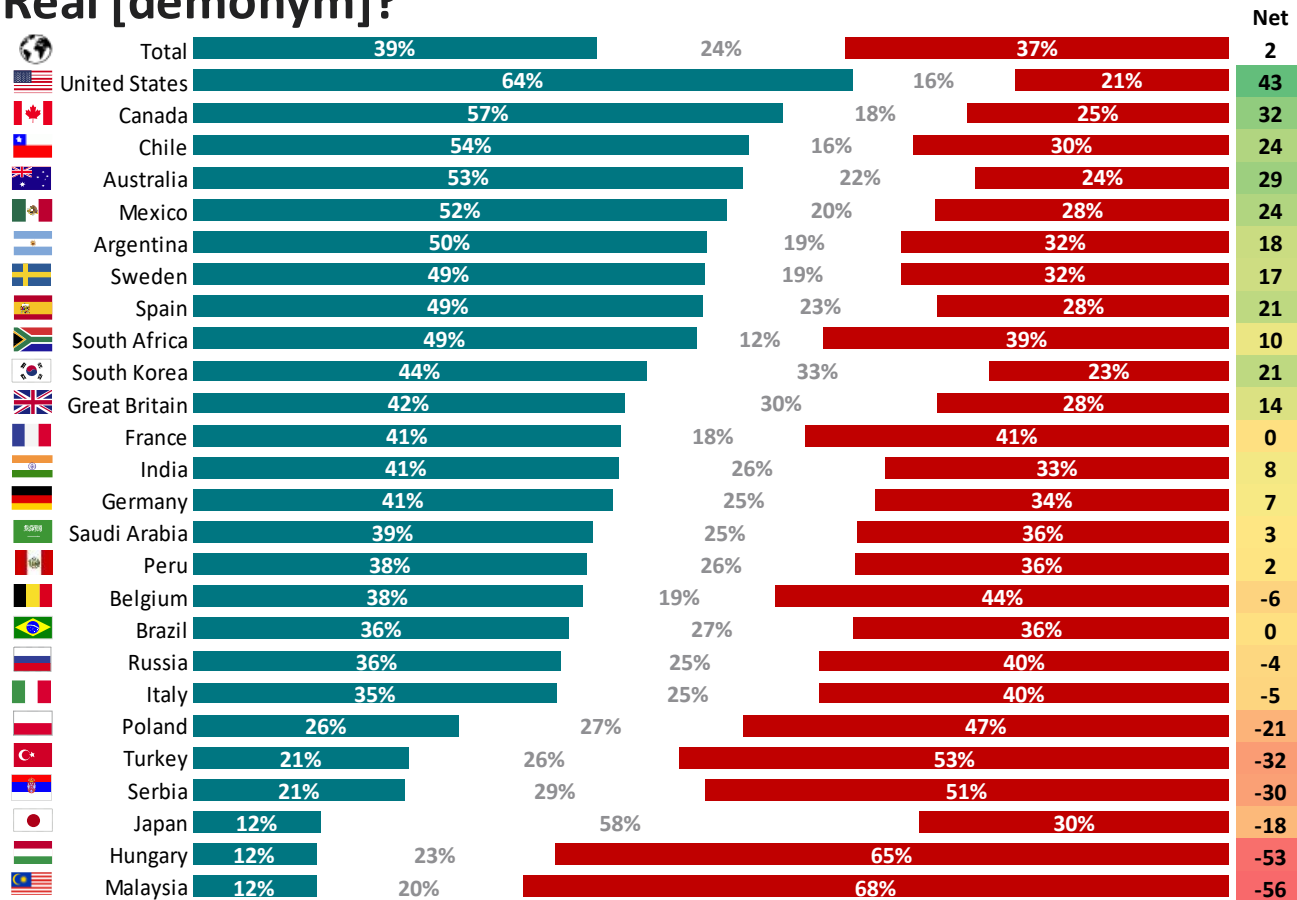


Globally, the percentage of adults who view a naturalized citizen who has a job as a “real” national is five points higher than for a naturalized citizen without any reference to their employment status.

The employment premium for naturalized citizens is highest in **Belgium, France, Hungary** and **South Korea** (ten points or more).

% Real % Not sure % Not a real

Is an Immigrant Who Has Become a Citizen of [country] and Doesn't Have a Job a Real [demonym]?

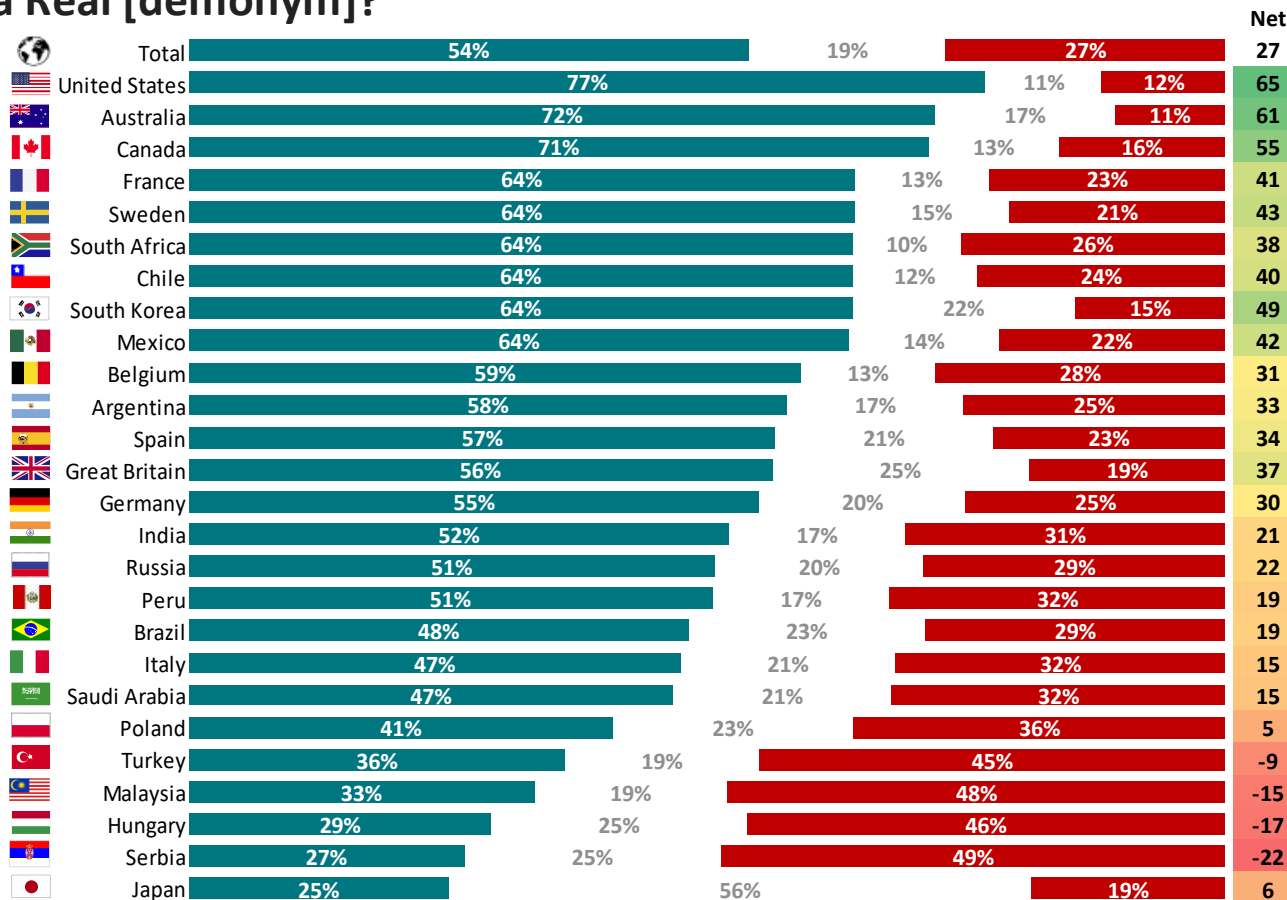


The global average percentage of adults who view a naturalized citizen who does not have a job as a “real” national is nine points lower than for a naturalized citizen without any reference to their employment status.

The non-employment penalty for naturalized citizens is highest in **Australia, France, and South Africa** (13 points or more).

% Real % Not sure % Not a real

Is an Immigrant Who Has Become a Citizen of [country] and Is Fluent in Our Language a Real [demonym]?

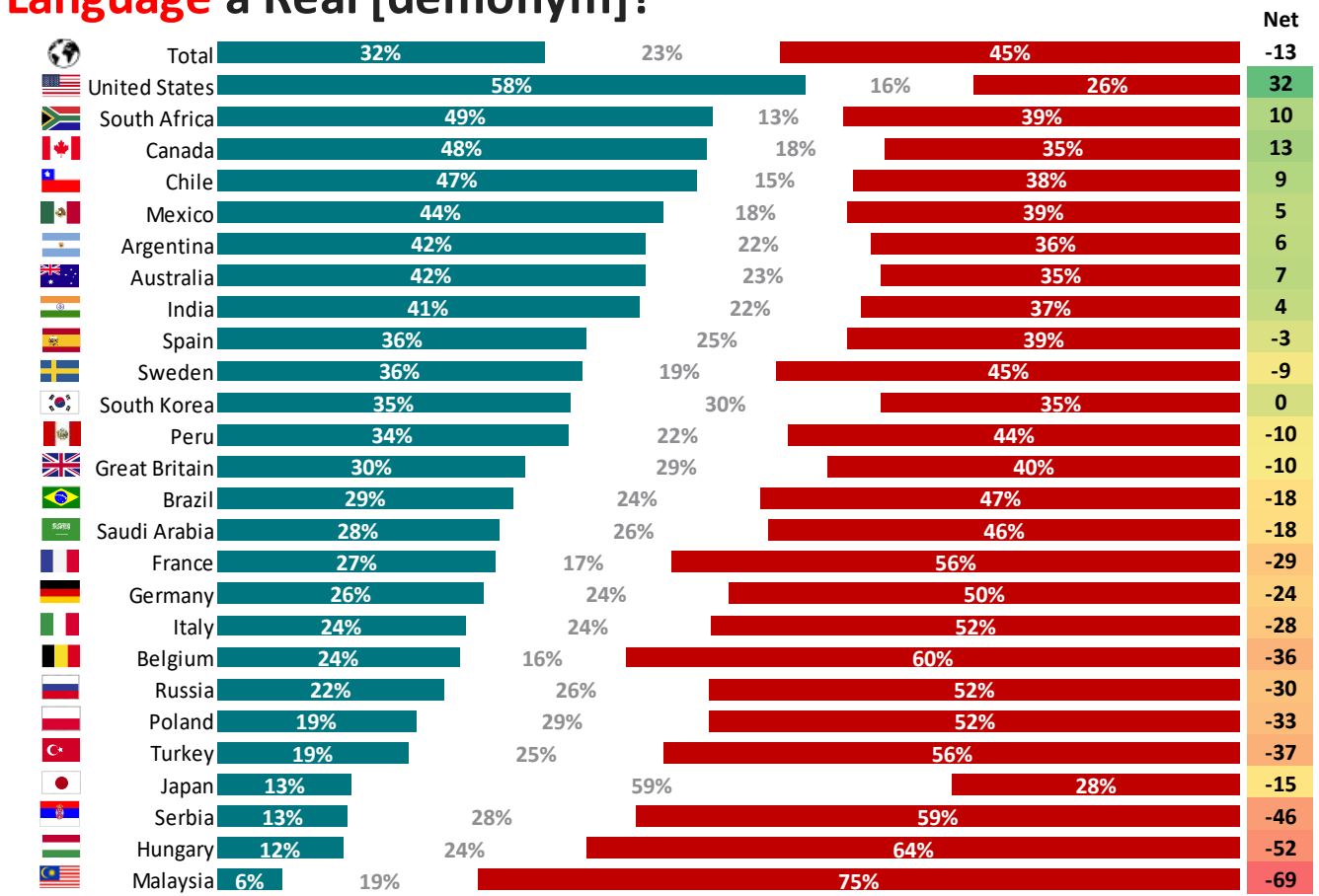


Worldwide, the percentage of adults who view a naturalized citizen who is fluent in their language as a “real” national is five points higher than the percentage for a naturalized citizen without any reference to their fluency in the local language.

The language fluency premium is highest in **Sweden, Malaysia, Belgium** and **France** (ten points or more).

% Real % Not sure % Not a real

Is an Immigrant Who Has Become a Citizen of [country] and Is Not Fluent in Our Language a Real [demonym]?

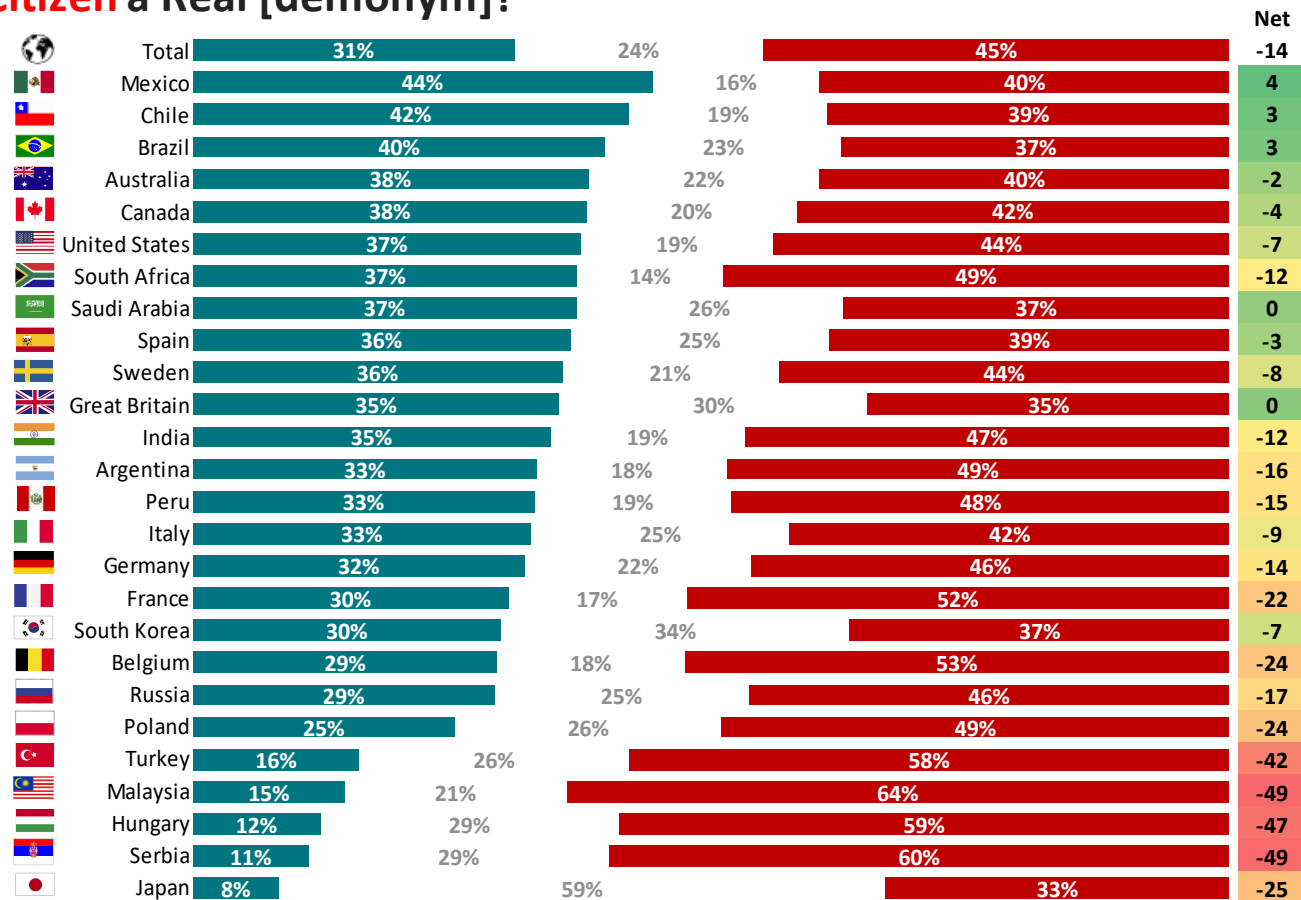


Globally, the proportion of adults who view a naturalized citizen who is not fluent in their language as a “real” national is 17 points lower than the percentage for a naturalized citizen without any reference to their fluency in the local language.

The non-fluency penalty is highest in **France, Australia, and Belgium** (by more than 25 points).

% Real % Not sure % Not a real

Is a Legal Immigrant Who Has Lived in [country] Most of His/Her Life but Has Not Become a Citizen a Real [demonym]?



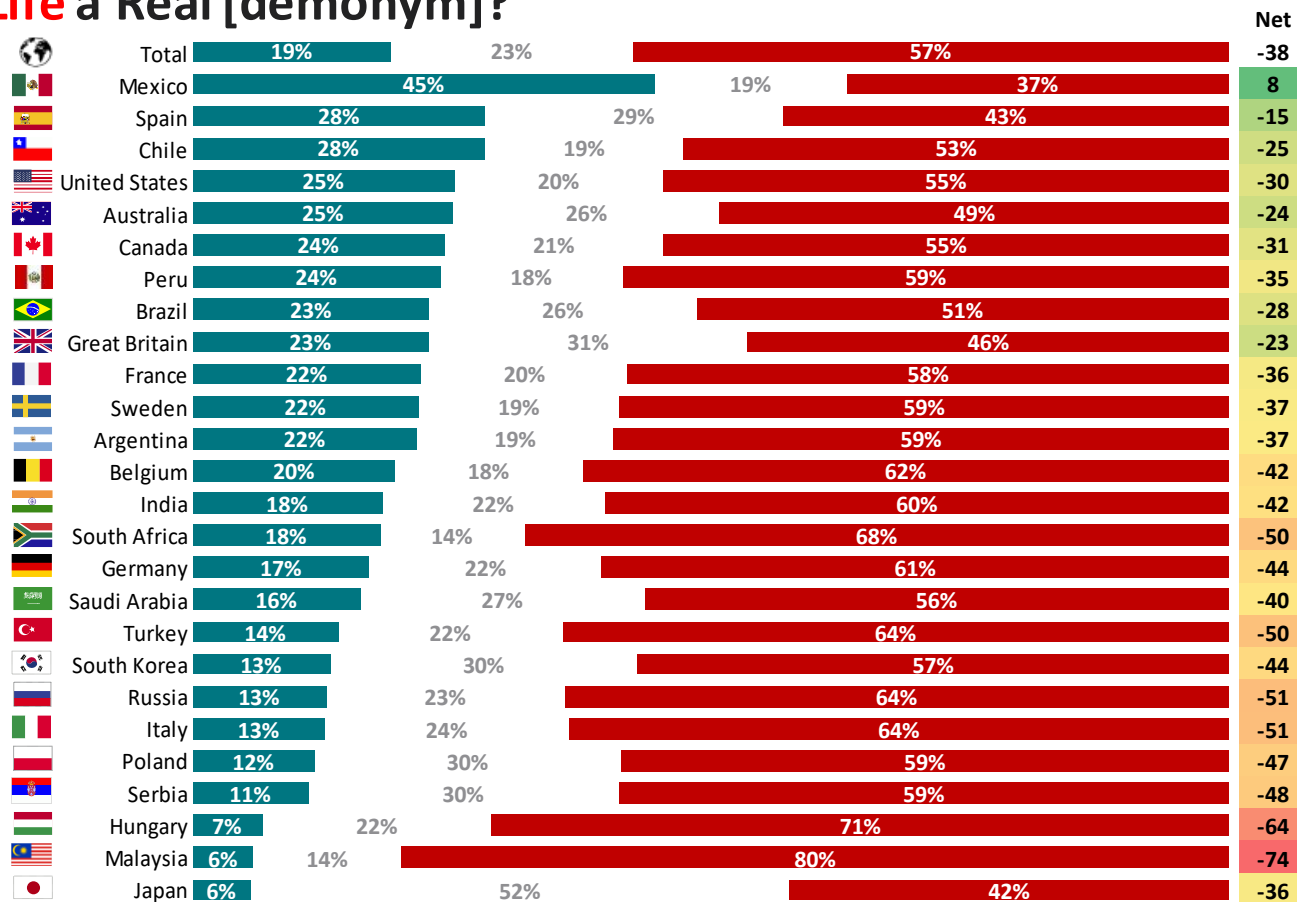
Mexico, Chile, Brazil are the only countries where a plurality view a lifelong legal immigrant who has not become a citizen as a “real” national.

Globally, only 3% do so, which is 17 points lower than for an immigrant who is a naturalized citizen.

The non-citizenship penalty for a legal immigrant is highest in the three countries most likely to view naturalized citizens as “real” nations: the **U.S., Canada** and **Australia** (30 points or more).

% Real % Not sure % Not a real

Is an Illegal/Undocumented Immigrant Who Has Lived in [country] Most of His/Her Life a Real [demonym]?



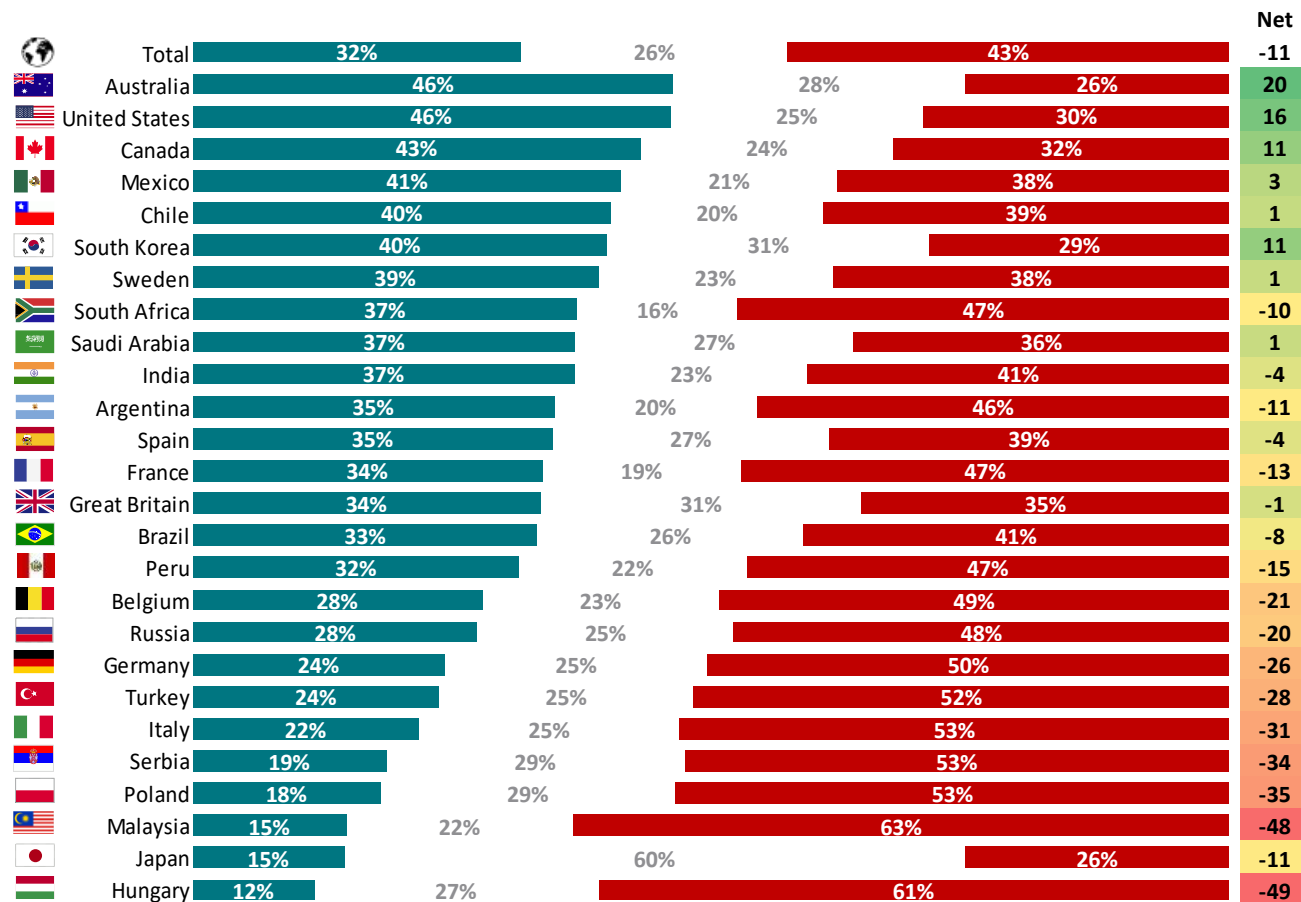
Mexico is the only country where a plurality consider an undocumented immigrant who has lived in the country most of their life to be a “real” national.

Globally, only 19% do so, which is 29 points lower than for an immigrant who is a naturalized citizen.

The penalty for being undocumented is highest in the three countries most likely to view naturalized citizens as “real” nationals: the **U.S., Canada, South Africa, Australia, and South Korea** (42 points or more).

% Real % Not sure % Not a real

Is an Immigrant Who Has Married a Native of [country] a Real [demonym]?



In every country surveyed, an immigrant who married a native (without any specification) is less likely to be viewed as a “real” national than is one who has become a citizen (32% vs. 48%, a 16-point difference).



The difference is highest in the **U.S.**, **Canada**, and **South Africa** (25 points or more).

% Real % Not sure % Not a real

An aerial photograph of a city, likely Los Angeles, showing a dense urban landscape with various buildings, including a prominent modern white building with orange accents in the foreground. In the background, there are rolling hills and mountains under a clear sky. The text 'SECOND GENERATION & PARENTS' REGION OF ORIGIN' is overlaid in large white letters on a semi-transparent dark grey rectangle.

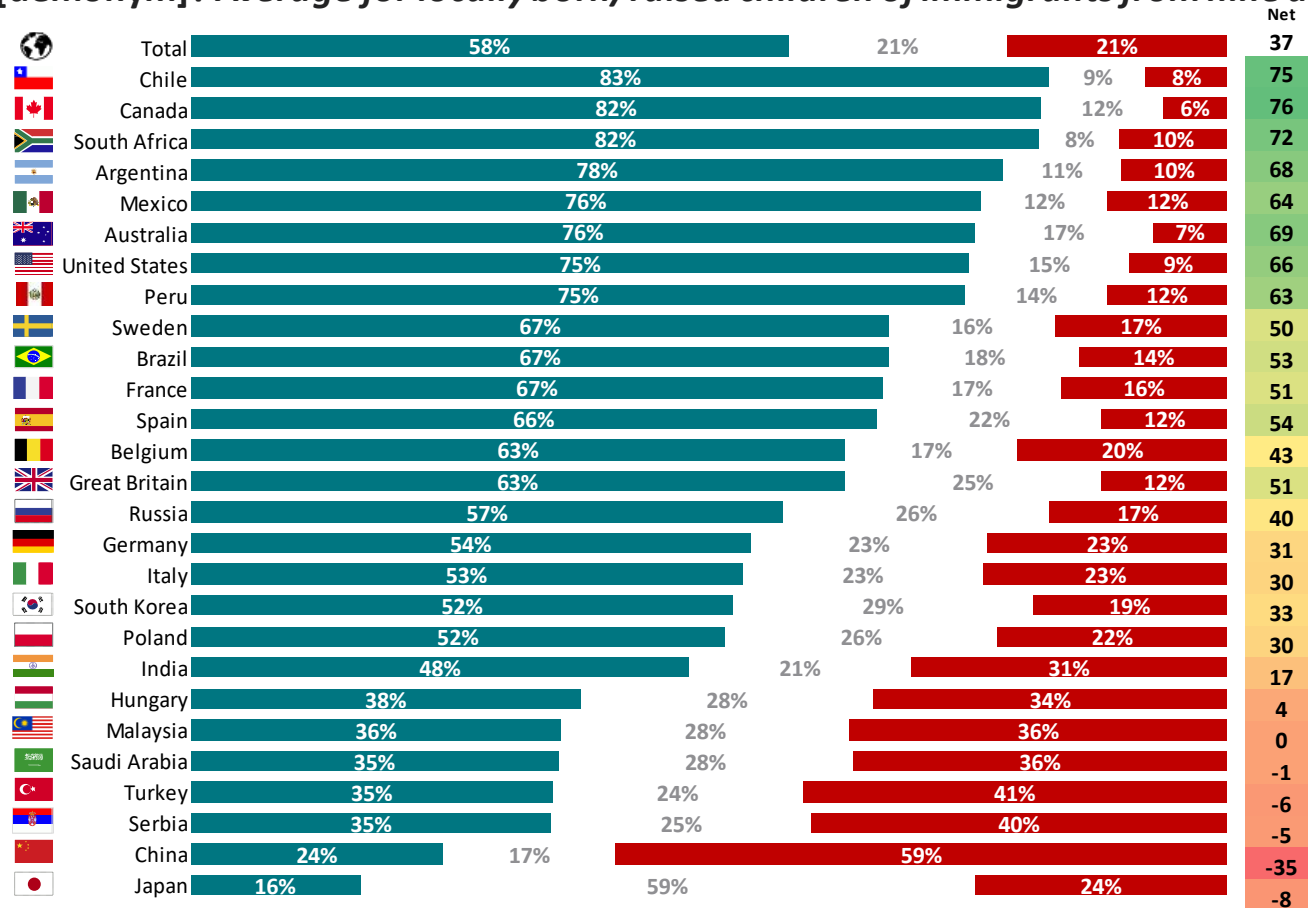
SECOND GENERATION & PARENTS' REGION OF ORIGIN

Second Generation Inclusiveness Score



Average of net scores for native-born people whose parents immigrated from nine different world regions

Is Someone **Born and Raised in [country]** whose Parents Immigrated from [world region] a Real [demonym]? Average for locally born/raised children of immigrants from nine different regions of origin *



A majority of adults in 19 countries surveyed –including 75% or more in every country of the **Americas** (except Brazil), **Australia**, and **South Africa** – think someone born and raised in their country whose parents immigrated from another part of the world* is a “real” national.

A small plurality in **Hungary** agree and about as many agree as disagree in **Malaysia** and **Saudi Arabia**.

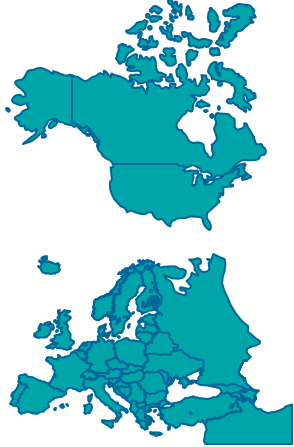
A plurality in **Turkey** and **Serbia** and a full majority in **China** disagree.

A majority in **Japan** are not sure.

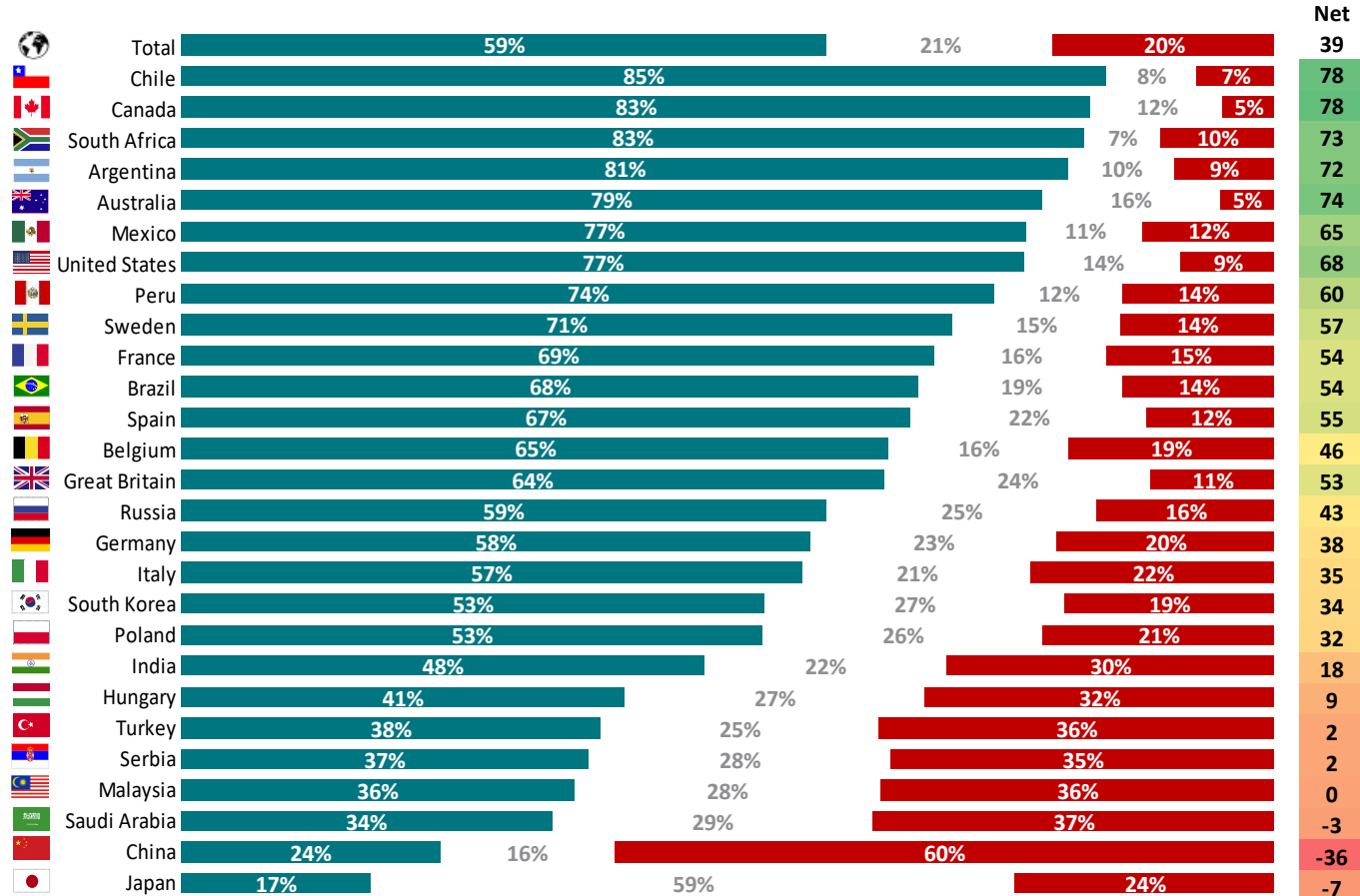
* See “Region of Origin” section for more details.

Someone born and raised in [country] whose parents immigrated from...

Europe or
North
America



% Real
% Not sure
% Not a real

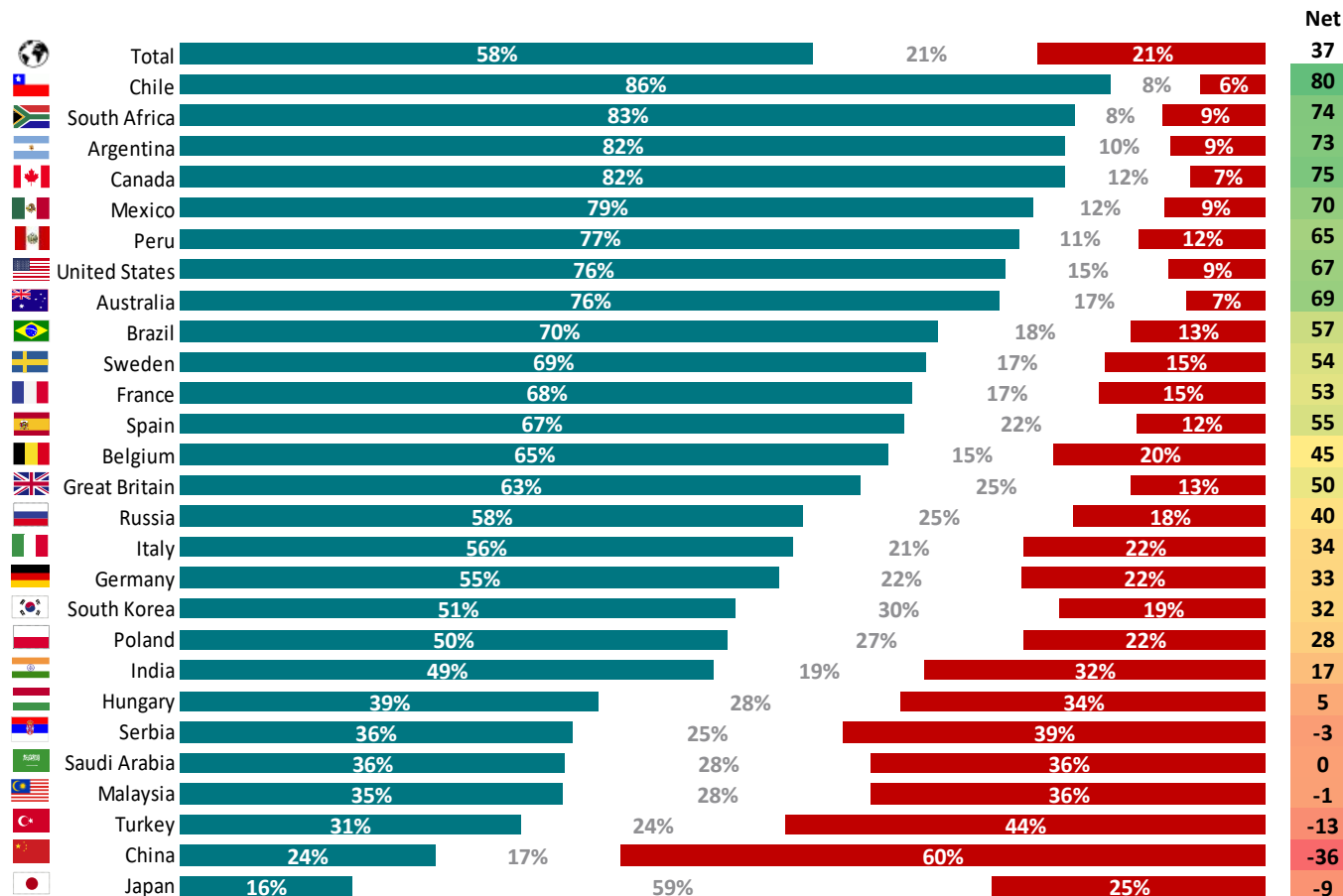


Someone born and raised in [country] whose parents immigrated from:

Latin
America



% Real
% Not sure
% Not a real

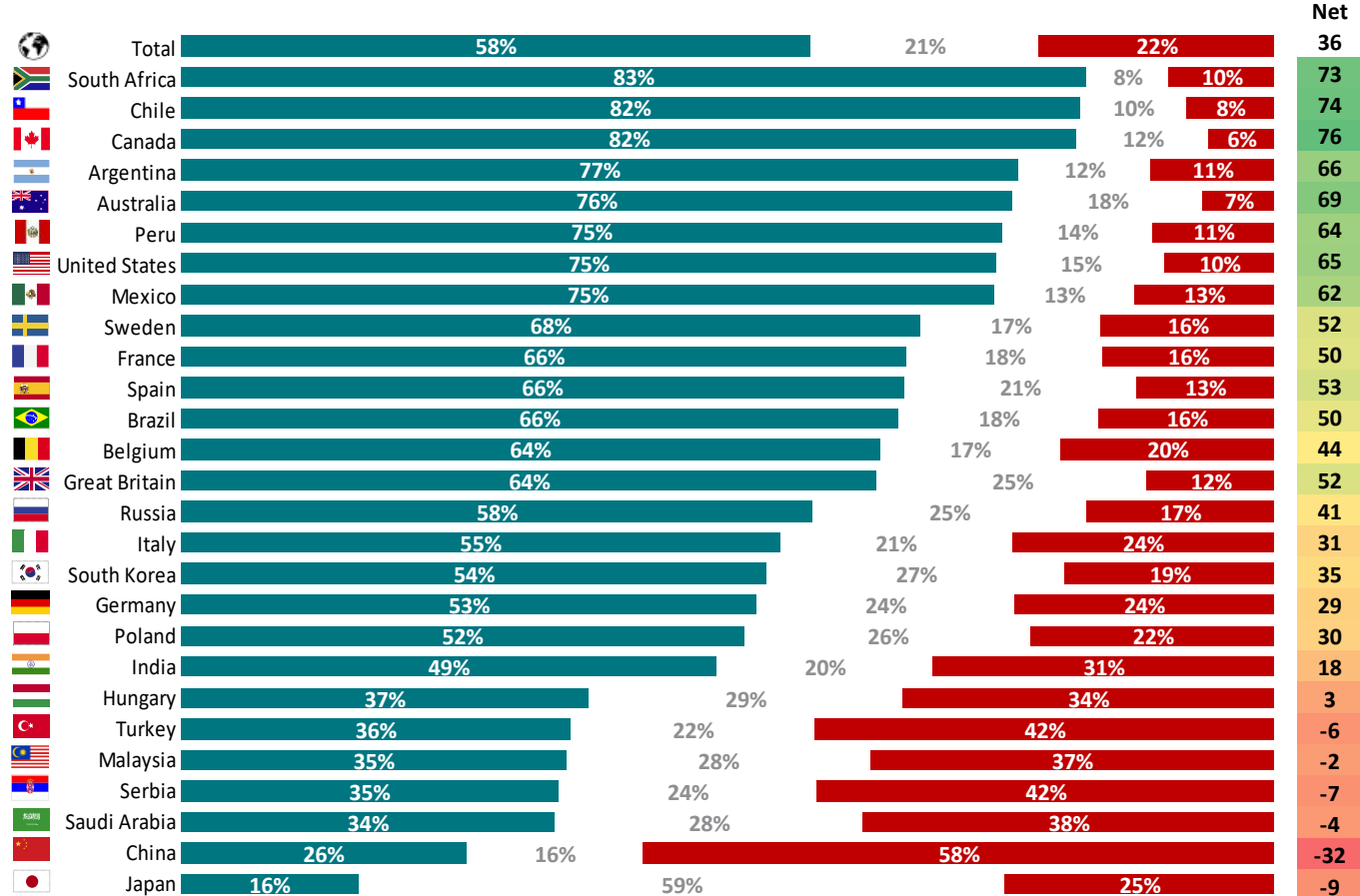


Someone born and raised in [country] whose parents immigrated from:

East Asia



% Real
% Not sure
% Not a real

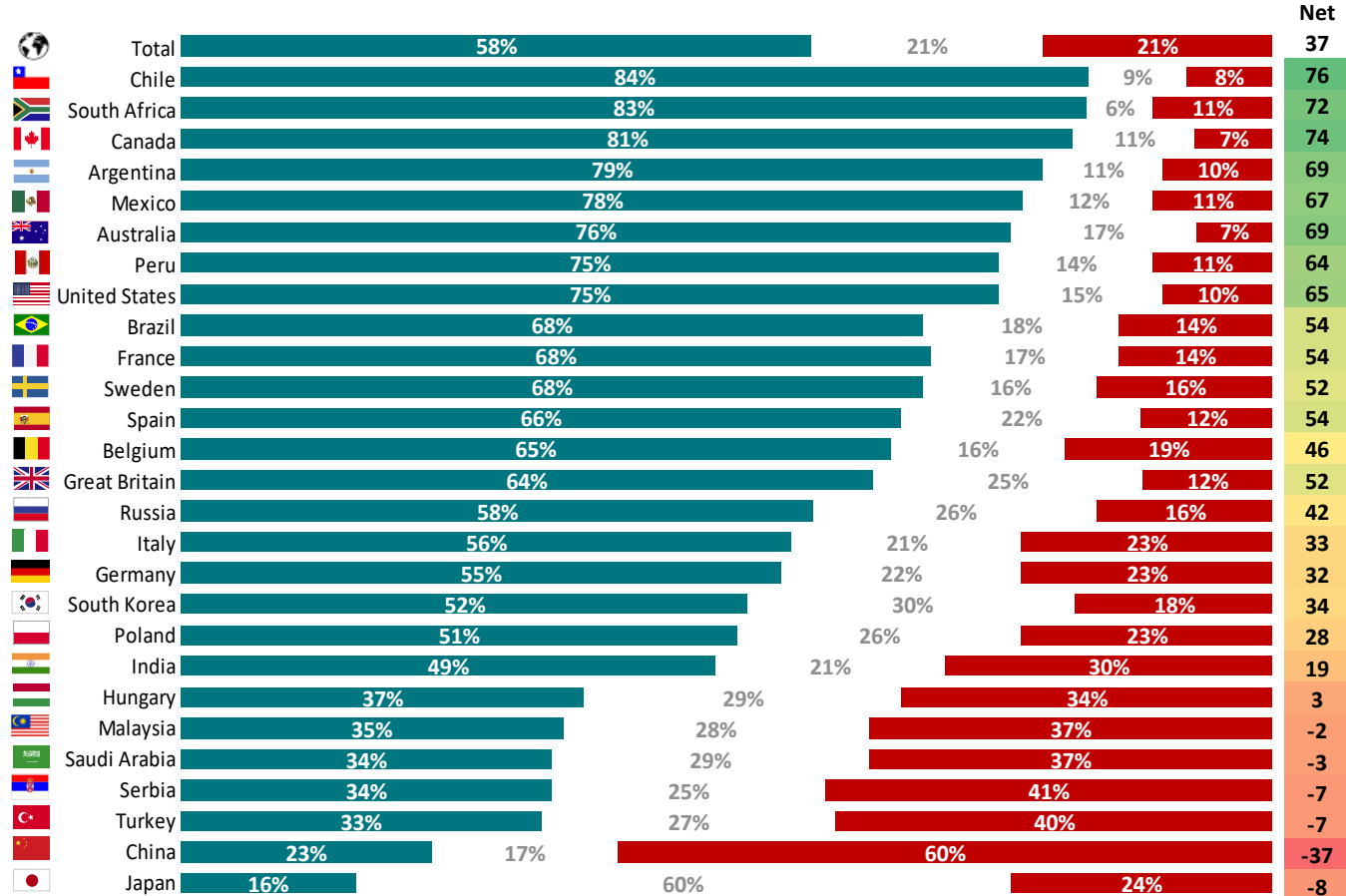


Someone born and raised in [country] whose parents immigrated from:

The Caribbean



% Real
% Not sure
% Not a real

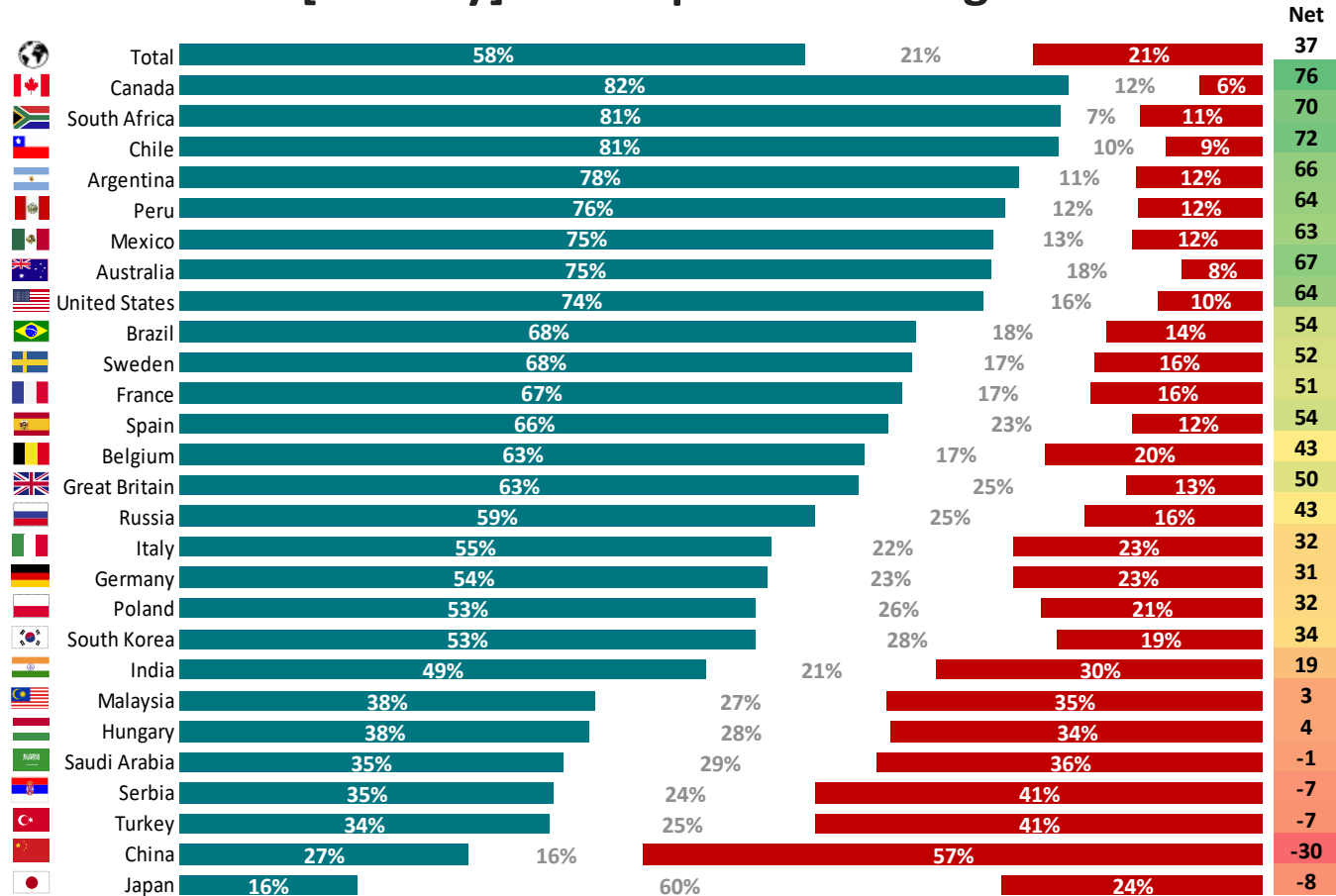


Someone born and raised in [country] whose parents immigrated from:

Southeast Asia

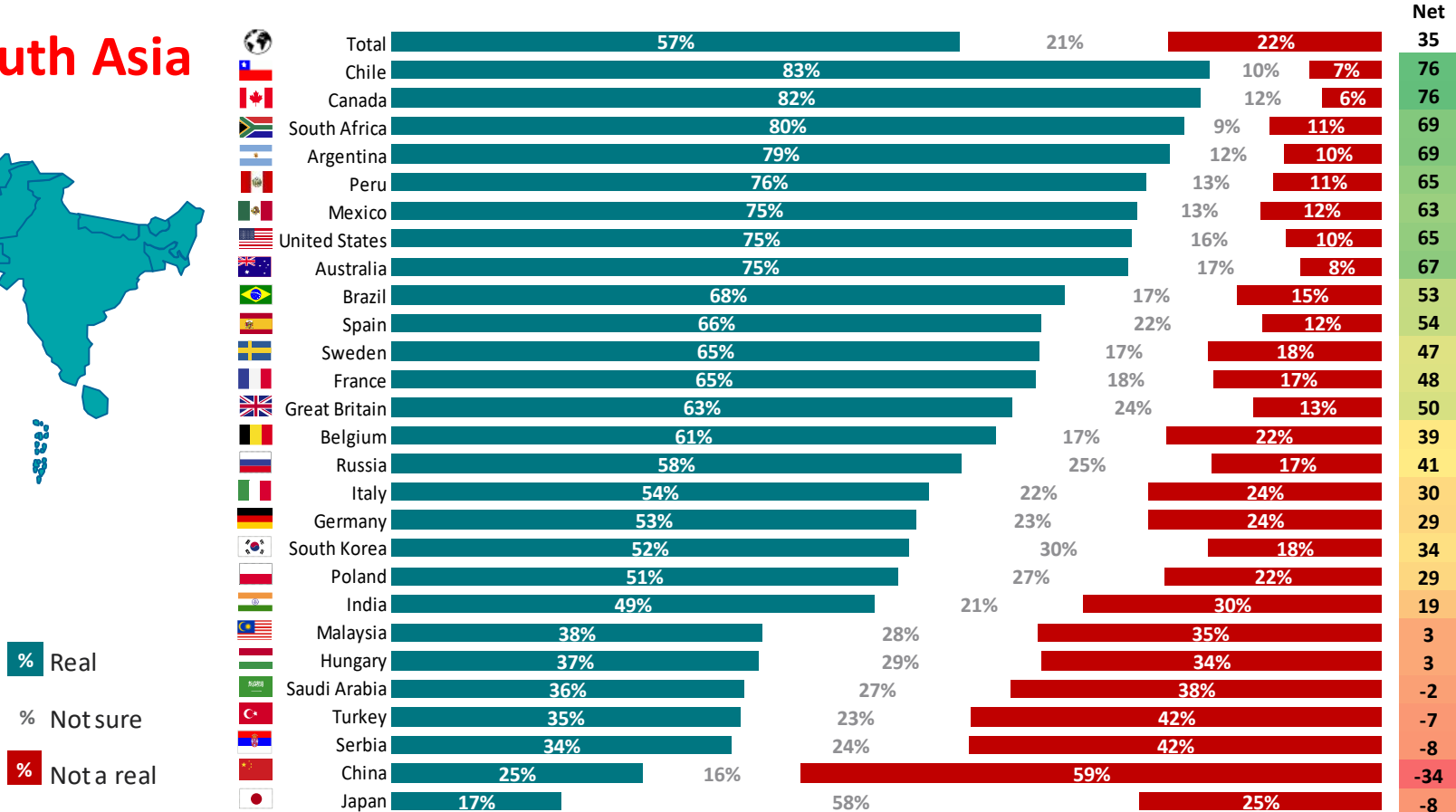


% Real
% Not sure
% Not a real



Someone born and raised in [country] whose parents immigrated from:

South Asia

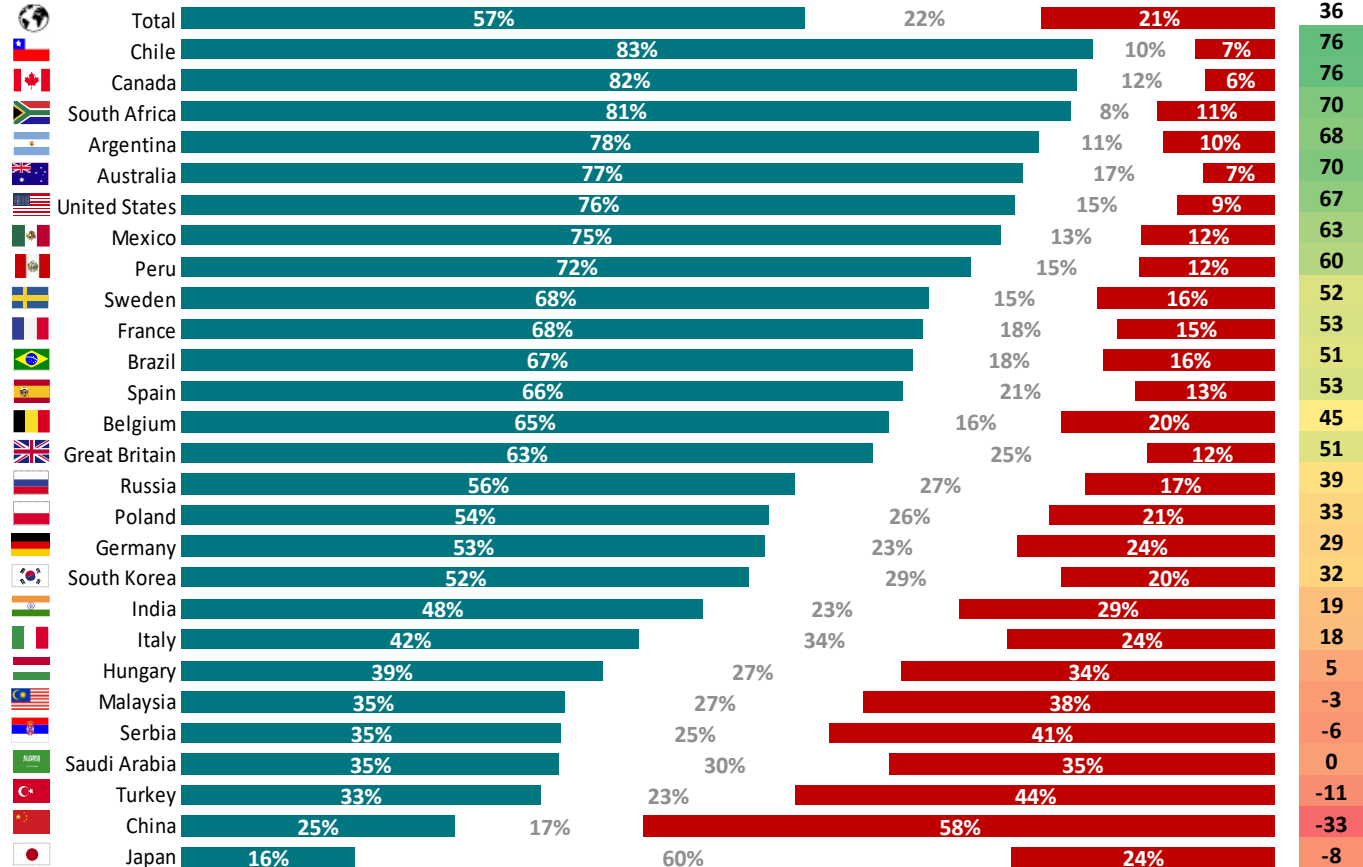


Someone born and raised in [country] whose parents immigrated from:

Pacific Islands



% Real
% Not sure
% Not a real

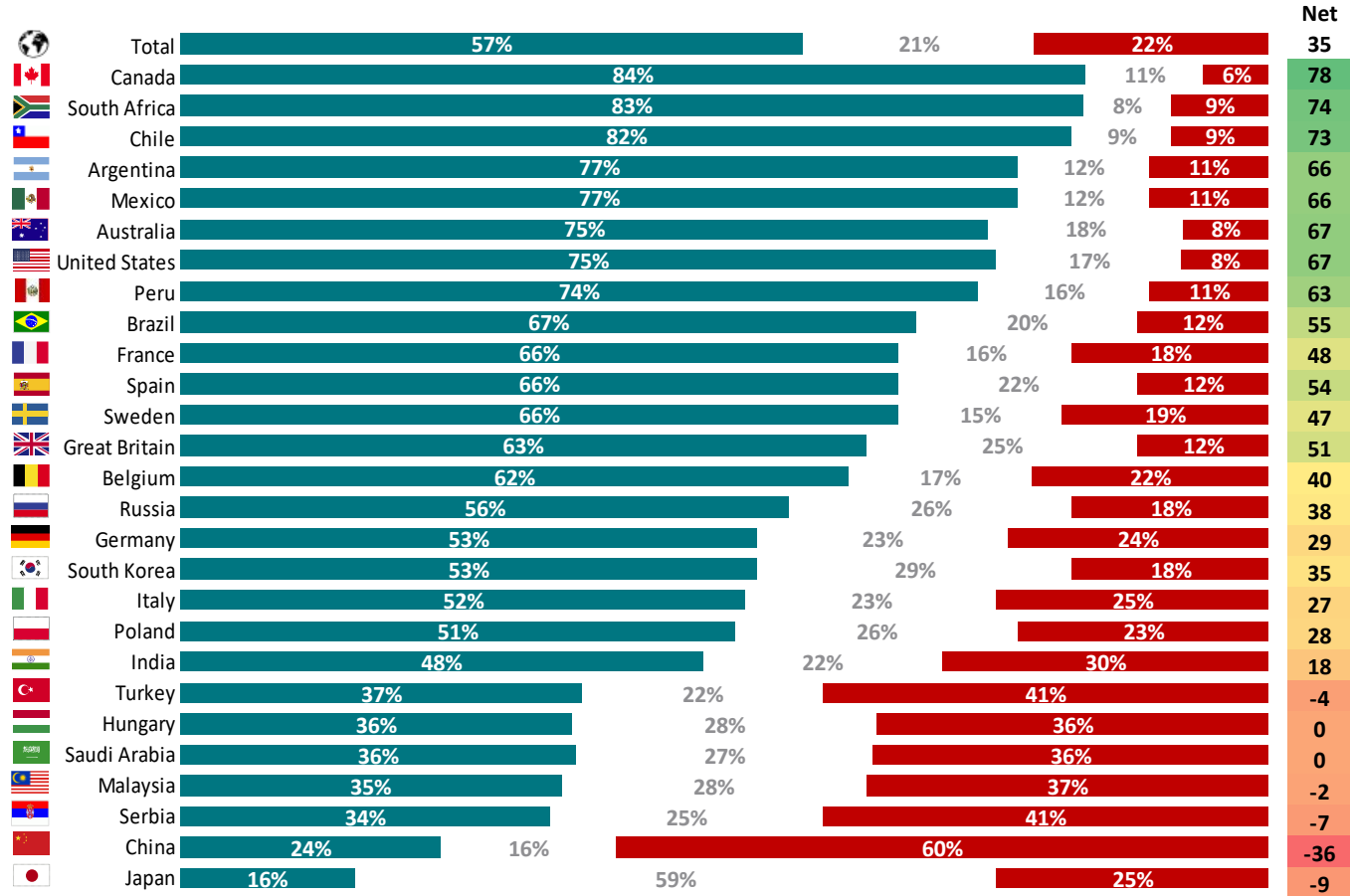


Someone born and raised in [country] whose parents immigrated from:

**Africa
excluding
North Africa**



% Real
% Not sure
% Not a real

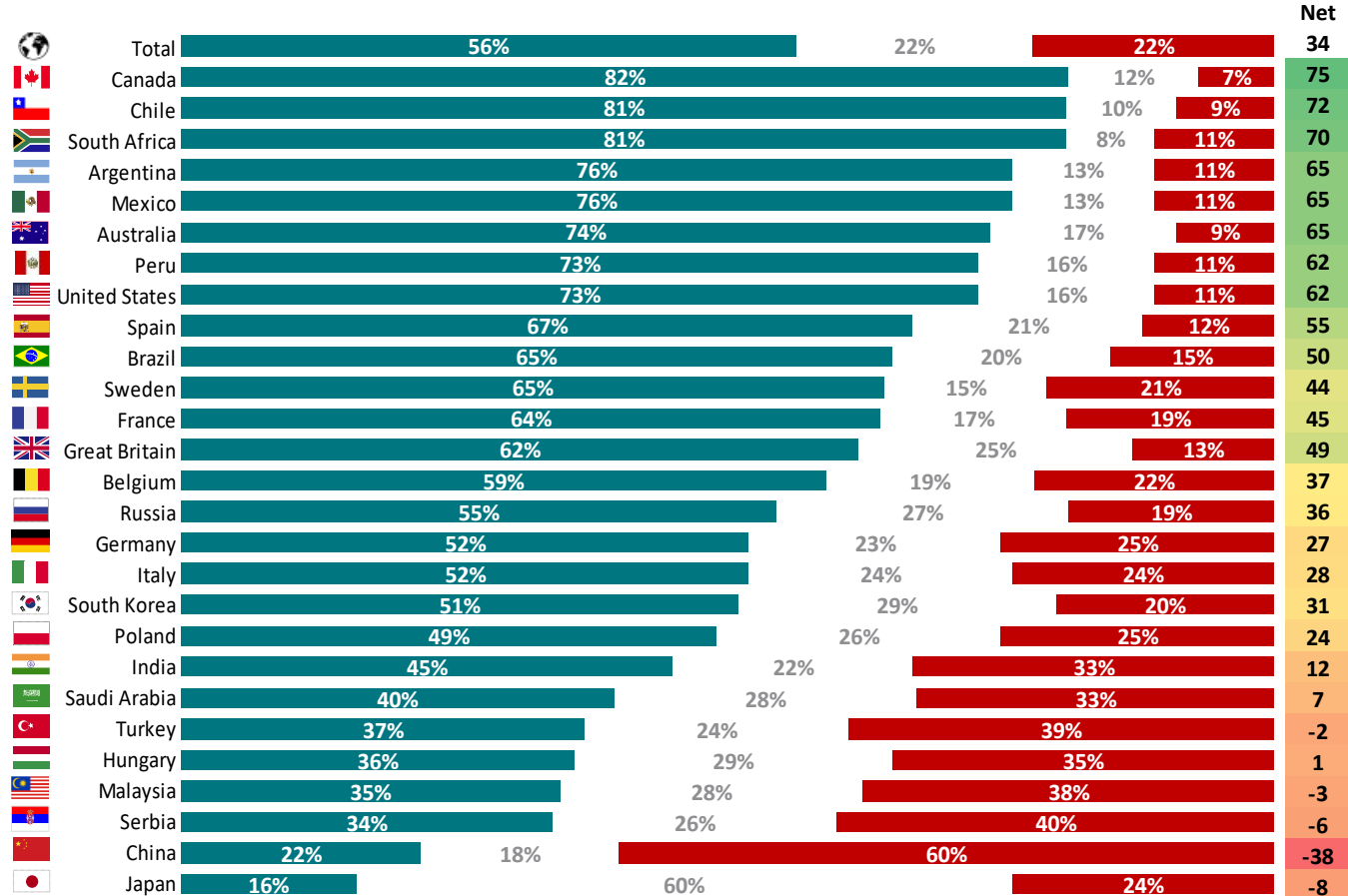


Someone born and raised in [country] whose parents immigrated from:

North
Africa and
the Middle
East



% Real
% Not sure
% Not a real



Is Someone **Born and Raised in [country]** whose Parents Immigrated from [world region] a Real [demonym]?

Respondents were asked whether they consider as a real [country demonym] someone born and raised in [country] whose parents immigrated from nine different regions of the world. These questions inform whether locally born and raised offspring of immigrants – people often labeled as “second generation” – are viewed differently depending on their parents’ region of origin.

Net score (% Real minus % Not a real) per parents’ region of origin

Native-Born's Immigrant Parents' Region of Origin

	Europe/ North America	Latin America	East Asia	Carib- bean	Southe- ast Asia	South Asia	Pacific	Africa (excl. No. Afr.)	Mid. East/ No. Africa	9-Region Average	Spread	Highest Net Regions	Lowest Net Regions
Total	39	37	36	37	37	35	36	35	34	36	5	Eur/NA	MENA
Canada	78	75	76	74	76	76	76	78	75	76	4	Eur/NA	Carib.
Chile	78	80	74	76	72	76	76	73	72	75	8	Lat. Am.	MENA, S.E. Asia
South Africa	73	74	73	72	70	69	70	74	70	72	5	Africa	MENA, Carib.
Australia	74	69	69	69	67	67	70	67	65	69	9	Eur/NA	MENA
Argentina	72	73	66	69	66	69	68	66	65	68	8	Lat. Am.	MENA, E. Asia
United States	68	67	65	65	64	65	67	67	62	66	6	Eur/NA	MENA
Mexico	65	70	62	67	63	63	63	66	65	65	8	Lat. Am.	E. Asia
Peru	60	65	64	64	64	65	60	63	62	63	5	Lat. Am.	Pacific
Spain	55	55	53	54	54	54	53	54	55	54	2	Eur/NA, Lat. Am., MENA	Pacific
Brazil	54	57	50	54	54	53	51	55	50	53	7	Lat. Am.	MENA, E. Asia
Great Britain	53	50	52	52	50	50	51	51	49	51	4	Eur/NA	MENA
Sweden	57	54	52	52	52	47	52	47	44	51	13	Eur/NA	MENA
France	54	53	50	54	51	48	53	48	45	51	9	Eur/NA, Carib.	MENA
Belgium	46	45	44	46	43	39	45	40	37	43	9	Eur/NA, Lat. Am., Carib.	MENA
Russia	43	40	41	42	43	41	39	38	36	40	7	Eur/NA	MENA
South Korea	34	32	35	34	34	34	32	35	31	34	4	E. Asia, S. Asia, Africa	MENA
Germany	38	33	29	32	31	29	29	29	27	31	11	Eur/NA	MENA
Italy	35	34	31	33	32	30	18	27	28	30	17	Eur/NA	Pacific
Poland	32	28	30	28	32	29	33	28	24	29	9	S.E. Asia, Pacific	MENA
India	18	17	18	19	19	19	19	18	12	18	7	Carib., Pacific, S. Asia, S.E. Asia	MENA
Hungary	9	5	3	3	4	3	5	0	1	4	9	Eur/NA	Africa
Saudi Arabia	-3	0	-4	-3	-1	-2	0	0	7	-1	11	MENA	Eur/NA, Carib., E. Asia
Malaysia	0	-1	-2	-2	3	3	-3	-2	-3	-1	6	S.E. Asia	MENA, Pacific
Serbia	2	-3	-7	-7	-6	-8	-6	-7	-6	-5	9	Eur/NA	S. Asia, E. Asia, S.E. Asia, Carib., Africa
Turkey	2	-13	-6	-7	-7	-7	-11	-4	-2	-6	15	Eur/NA	Lat. Am.
Japan	-7	-9	-9	-8	-8	-8	-8	-9	-8	-8	2	Eur/NA	Africa
China	-36	-36	-32	-37	-30	-34	-33	-36	-38	-35	8	S.E. Asia	MENA

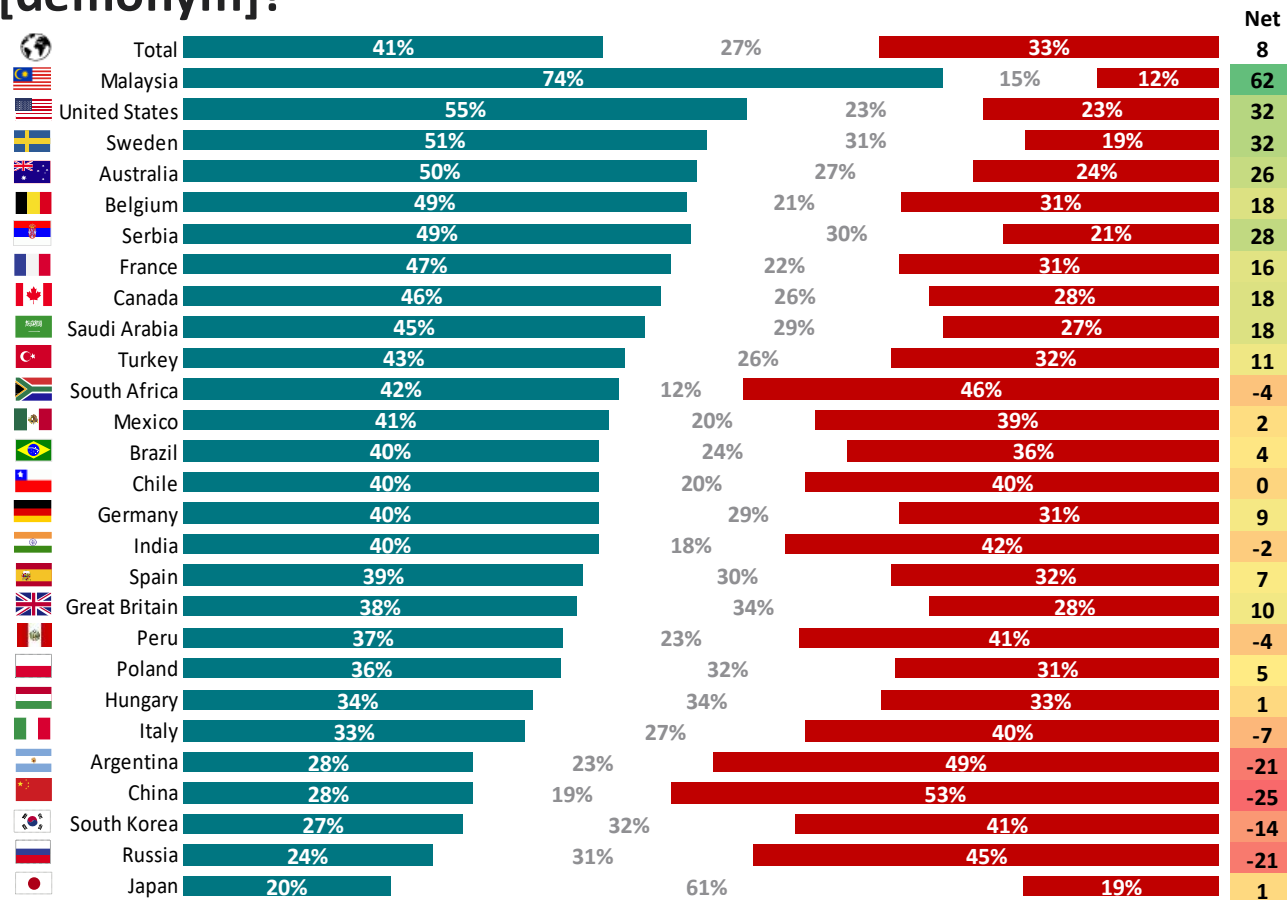
Globally, the net score spread (difference between the region with the highest net score and the region with the lowest net score) is of 5 points globally (from +39 for Europe/North America to +34 for Middle East/North Africa)

Some countries differentiate native-born children of immigrants depending on their parents’ region of origin more than do others.

Countries showing the **widest** net score **spread** are: **Italy** (17 points), **Turkey** (15), **Sweden** (13), **Germany** (11), and **Saudi Arabia** (11).

Those with the **narrowest** spread are: **Spain** and **Japan** (2 each), following **Great Britain, Canada** and **South Korea** (4 each).

Is Someone Born and Raised Abroad by [country demonym] Parents a Real [demonym]?



Across the 27 countries surveyed, 41% consider someone born and raised abroad by parents from their own country to be a “real” national. This is 7 points lower than for a naturalized citizen and 17 points lower than for someone born and raised in the country by immigrant parents (+/-3 points depending on the parents’ region of origin).

The four countries where children of expatriates are more likely than naturalized immigrants to be seen as “real” nationals are: **Malaysia** (by 51 points), **Serbia**, **Turkey** and **Hungary**.

Malaysia (by 38 points), **Serbia**, **Saudi Arabia**, **Turkey**, **China** and **Japan** are the six countries where children of expatriates are more likely to be seen as “real nationals” than are native-born children of immigrants.

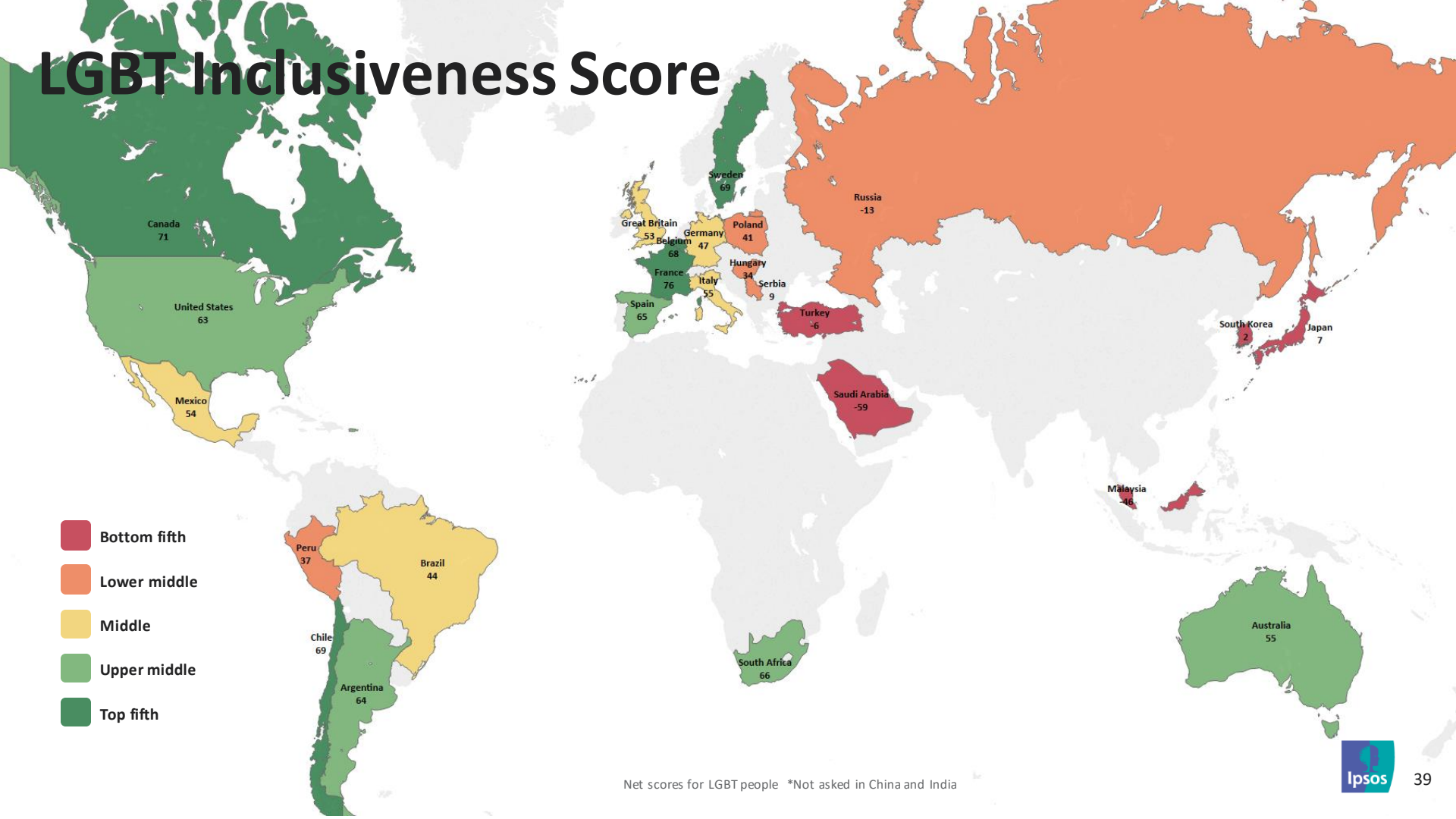
The country where both naturalized citizens and native-born children of immigrants have the biggest edge over children of expats is **Argentina**.

% Real % Not sure % Not a real



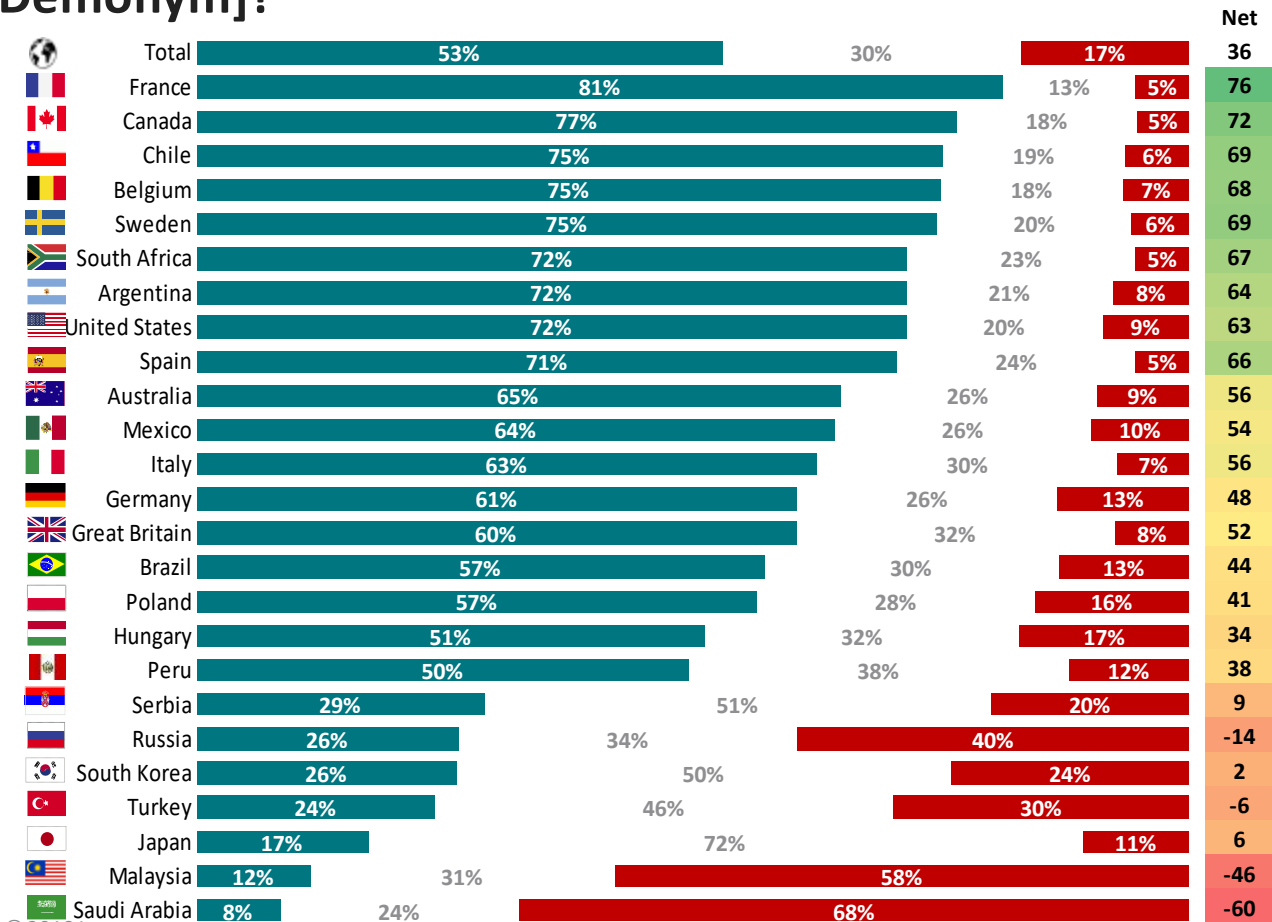
OTHER CHARACTERISTICS

LGBT Inclusiveness Score



Net scores for LGBT people *Not asked in China and India

Is Someone Who Is Gay, Lesbian, Bisexual or Transgender a Real [Country's Demonym]?



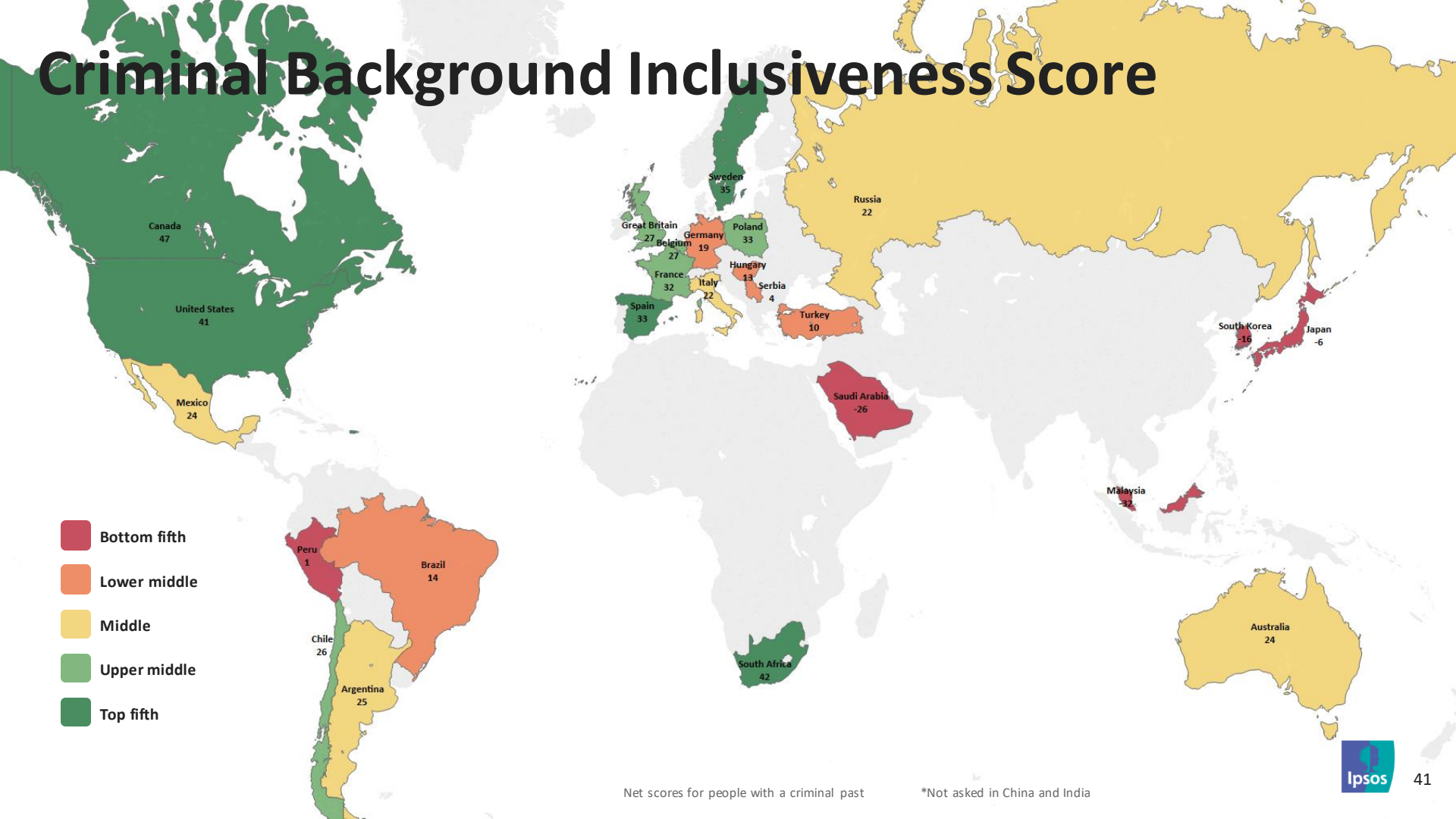
Eighteen countries surveyed count a majority of adults who think an LGBT person is a “real” national, including five where three quarters do so (**France, Canada, Chile, Belgium, and Sweden**)

A majority in **Japan, Serbia** and **South Korea** and a plurality in **Turkey** say they are not sure.

A majority in **Saudi Arabia** and **Malaysia** and a plurality in **Russia** think an LGBT person is “not a real” national.

% Real % Not sure % Not a real

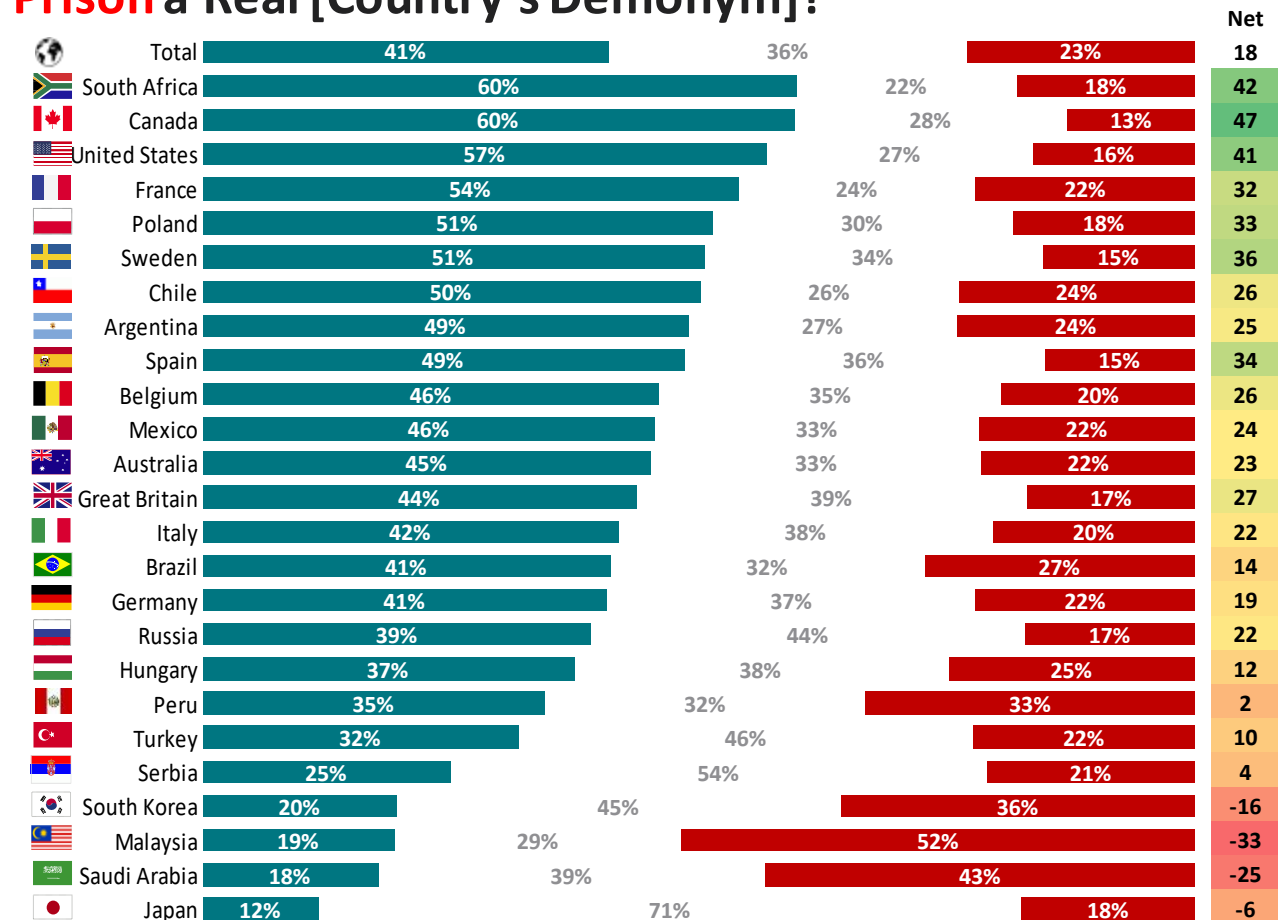
Criminal Background Inclusiveness Score



Net scores for people with a criminal past

*Not asked in China and India

Is Someone Who Has Been Convicted of a Criminal Offense and Served Time in Prison a Real [Country's Demyonym]?



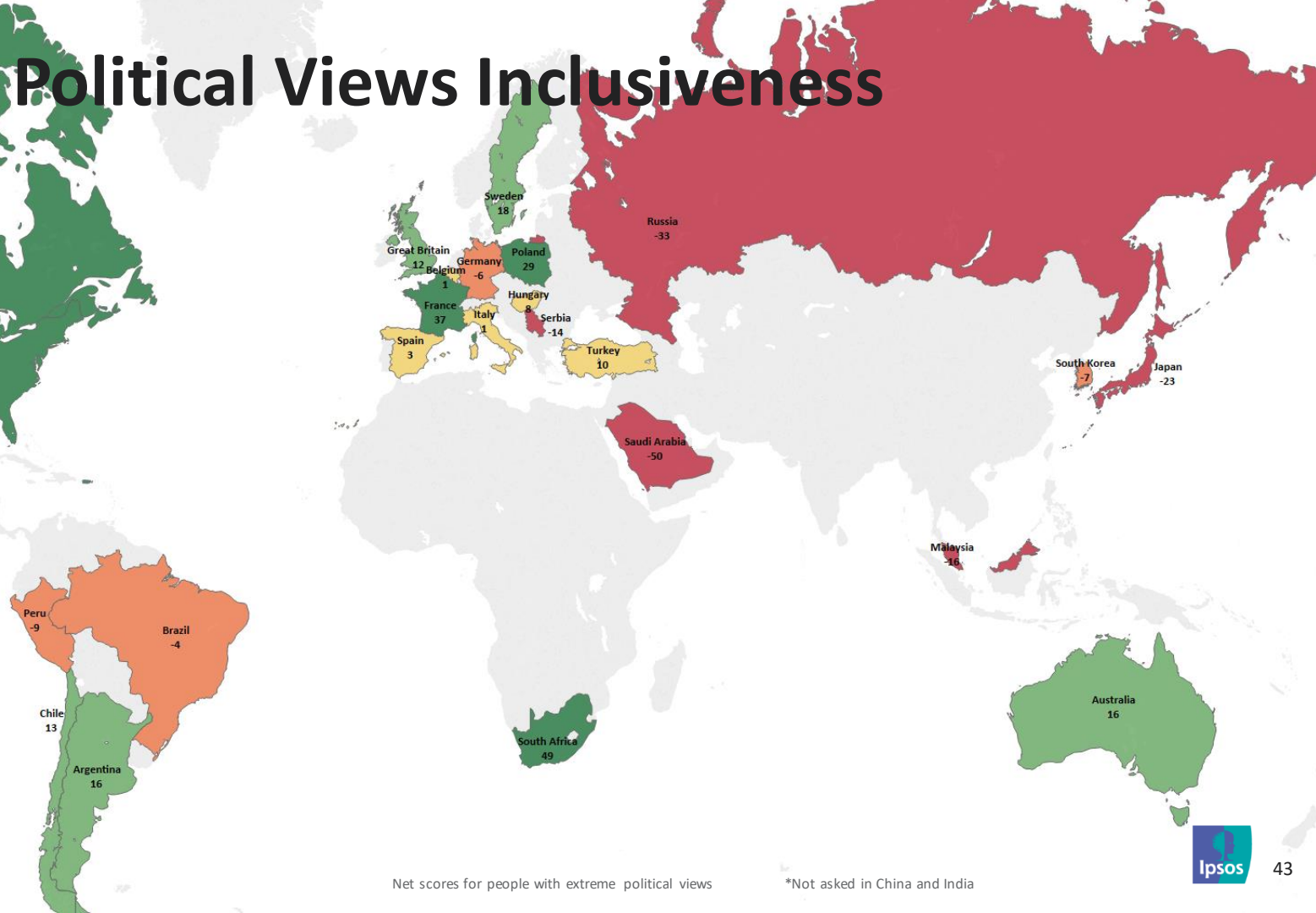
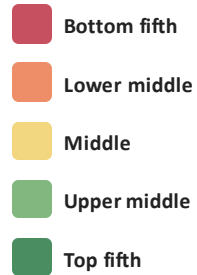
The view that someone who has been a convicted of a crime and incarcerated is a “real” national is shared by a majority of adults in only seven countries surveyed (chief among them **South Africa** and **Canada**) and by a plurality in ten other countries.

A majority in two countries (**Japan** and **Serbia**) and a plurality in four other countries say they are not sure if that is the case.

A plurality in **Saudi Arabia** and a majority in **Malaysia** consider that a felon is “not a real” national of their country.

% Real % Not sure % Not a real

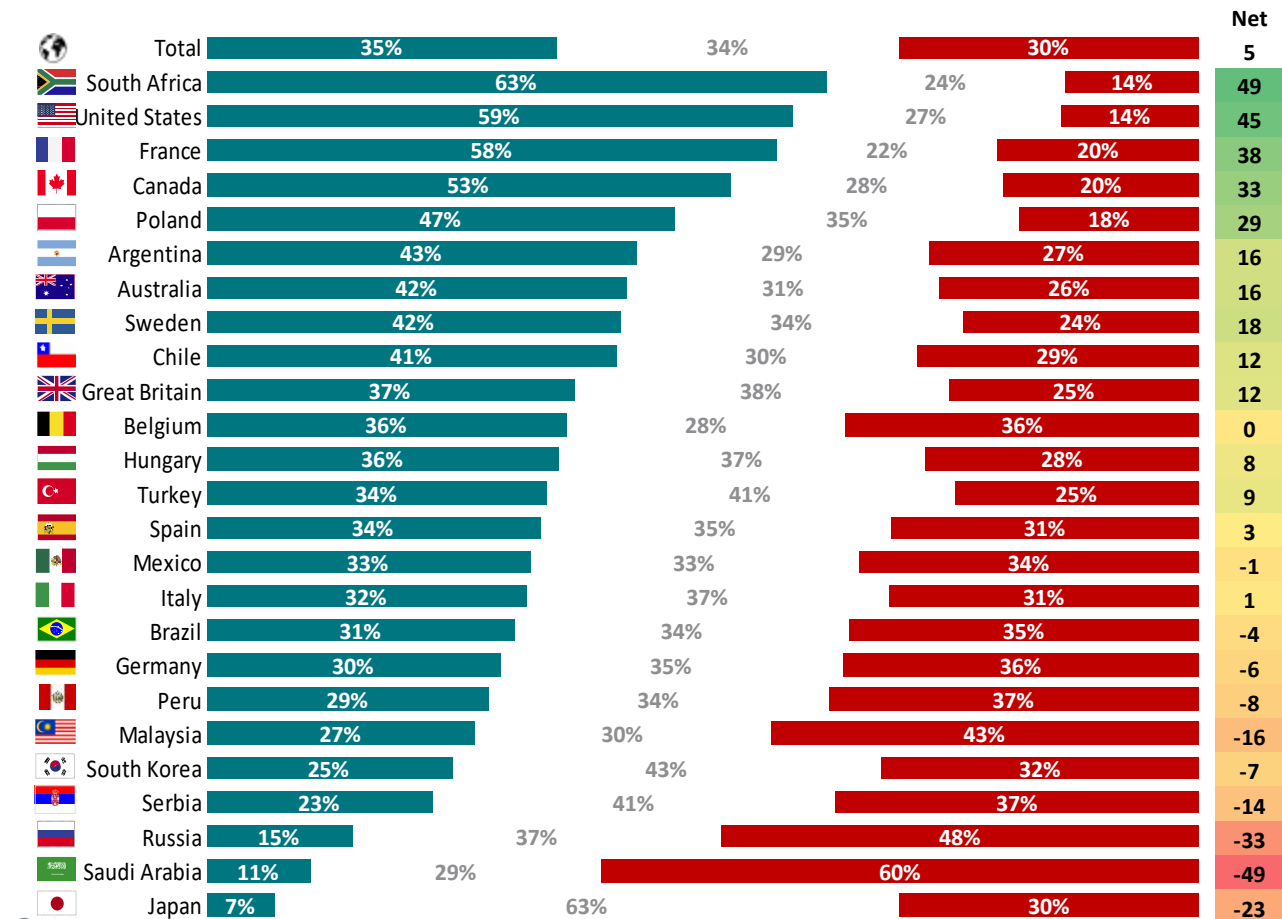
Extreme Political Views Inclusiveness



Net scores for people with extreme political views

*Not asked in China and India

Is Someone with Extreme Political Views a Real [Country's Demyonym]?





A majority of people in four countries surveyed (**South Africa**, the **U.S.**, **France**, and **Canada**) and a plurality in five other countries think someone with extreme political views is a “real” national.

A majority in **Japan** and a plurality in five countries say they are not sure.

A majority in **Saudi Arabia** and a plurality in five countries think someone with extreme political views is “not a real” national.

% Real % Not sure % Not a real

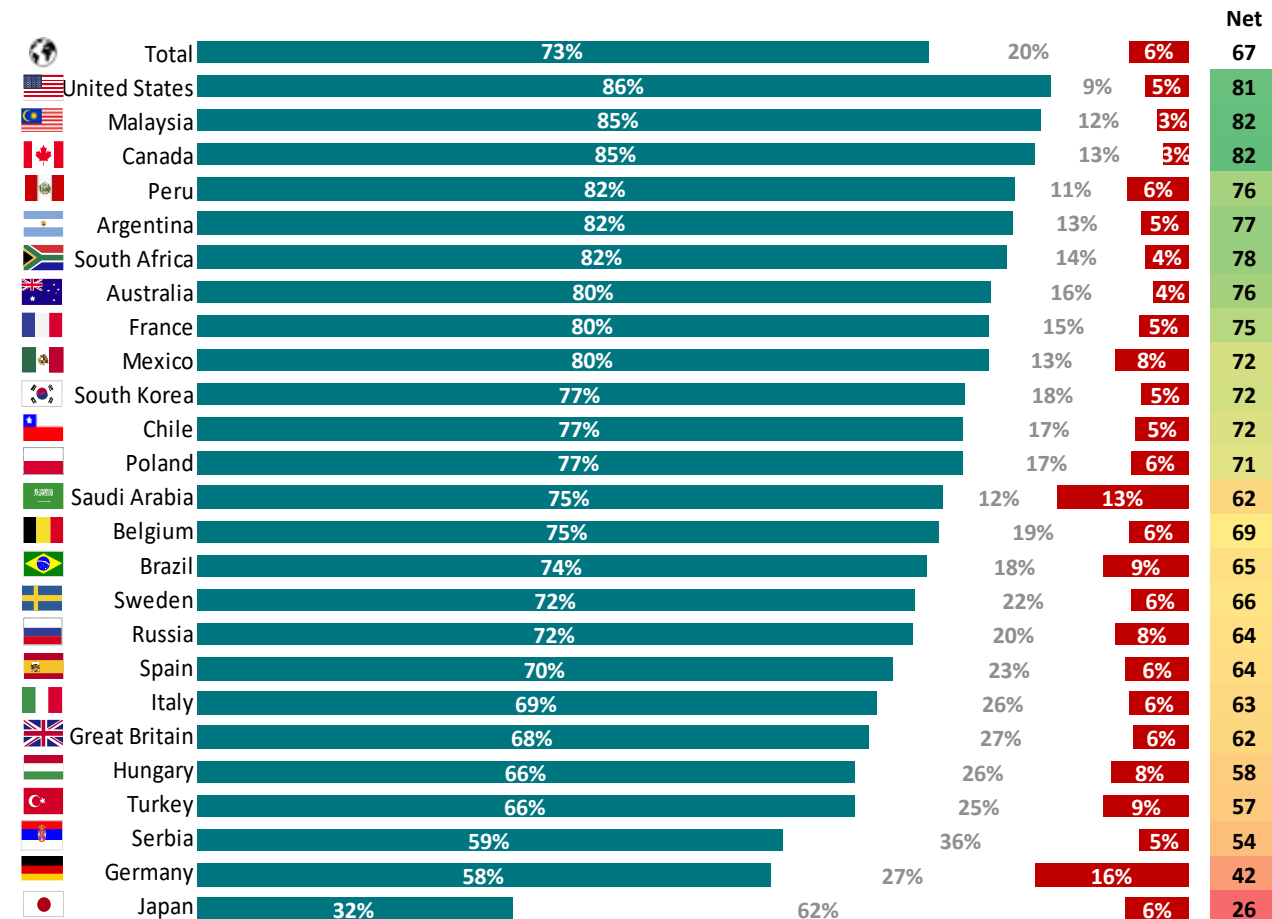
Armed Forces Veteran Inclusiveness Index



Net scores for people who have served in the armed forces

*Not asked in China and India

Is Someone Who Has Served in the Armed Forces a Real [Country's Demonym]?



At least 65% of adults in all but three of the countries surveyed think that someone who has served in the armed forces is a “real” national.

This view is shared by a narrower majority of adults in **Serbia** and **Germany** while a majority in **Japan** are not sure.

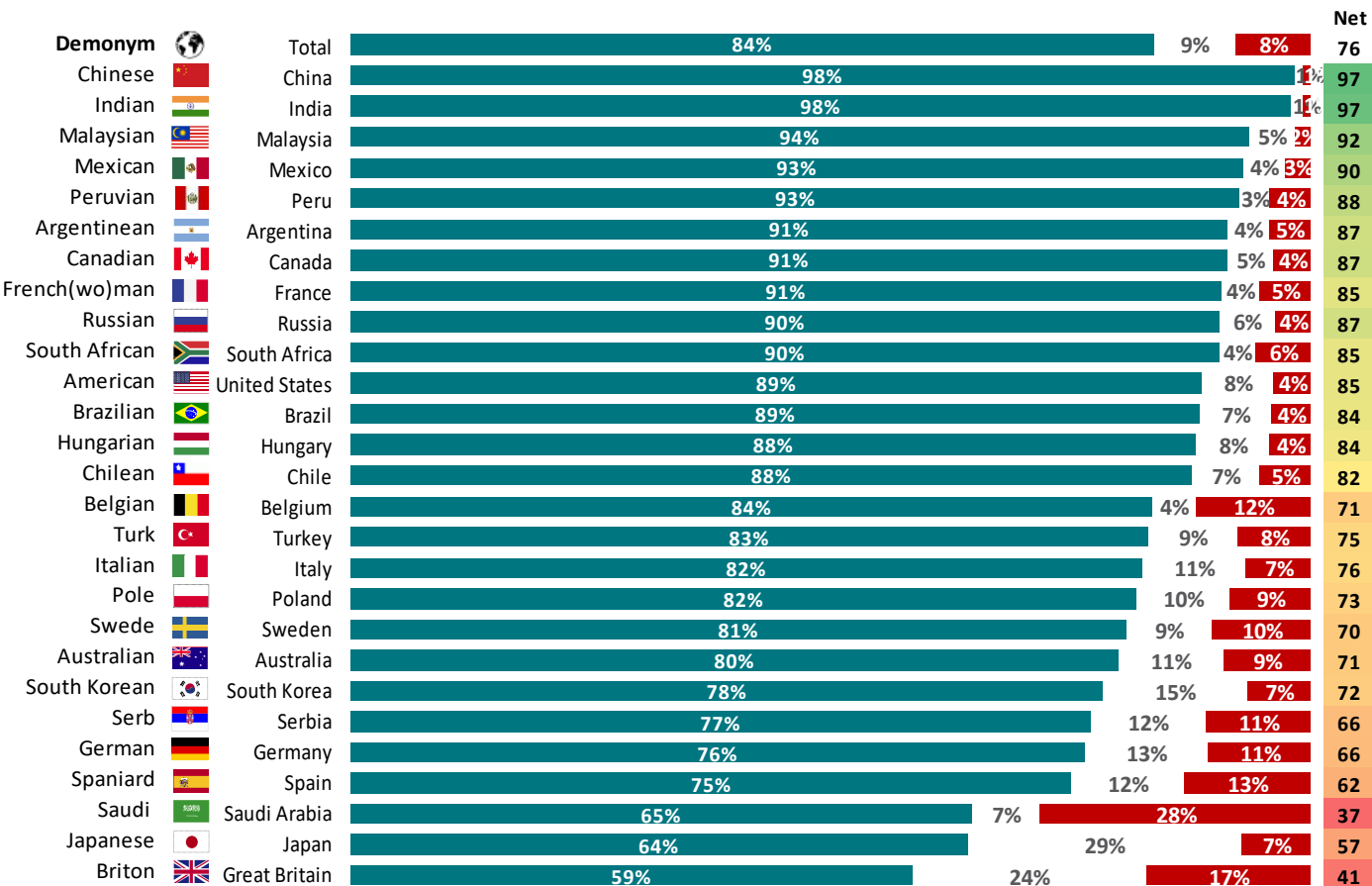
% Real % Not sure % Not a real



SELF-PERCEPTION AS A “REAL” NATIONAL*

* DEMONYM OF COUNTRY OF RESIDENCE, E.G., AMERICAN IN THE U.S., “BRAZILIAN” IN BRAZIL, ETC.

Who Consider **Themselves** a Real [Country's Demonym]?



Countries surveyed fall into four categories when it comes to the proportion of adults living there who consider themselves to be a “real” national:

Tier one: China and India are the only two countries where nearly all respondents do so (98% each)

Tier two: 12 countries in the 88%-94% range, including every country surveyed in the Americas

Tier three: 10 countries in the 75%-84% range, most of them European

Tier four: 3 countries in the 59%-65% range, **Great Britain, Japan and Saudi Arabia**

% Yes % Not sure % No

The background of the slide is a composite image. It features a world map with a grid of latitude and longitude lines. In the foreground, there are several rolled-up documents or maps, some showing detailed geographical features. To the right, there is a book with a blue cover and yellow circular patterns, possibly representing a celestial or scientific theme. The overall composition suggests a focus on global exploration, research, and interconnectedness.

INTERNATIONAL EXPERIENCE AND CONNECTIONS

International Experience



Globally, 62% have traveled outside of their country. However, proportions vary greatly – from less than two in five in **Brazil** and **Mexico** to four in five or more in **Serbia**, **Sweden** and **Belgium**.



Among the 27 countries surveyed, an average of 16% were born abroad or have lived abroad with around three in ten in **Australia**, **Saudi Arabia** and **Sweden** and just 6% in **Brazil**.



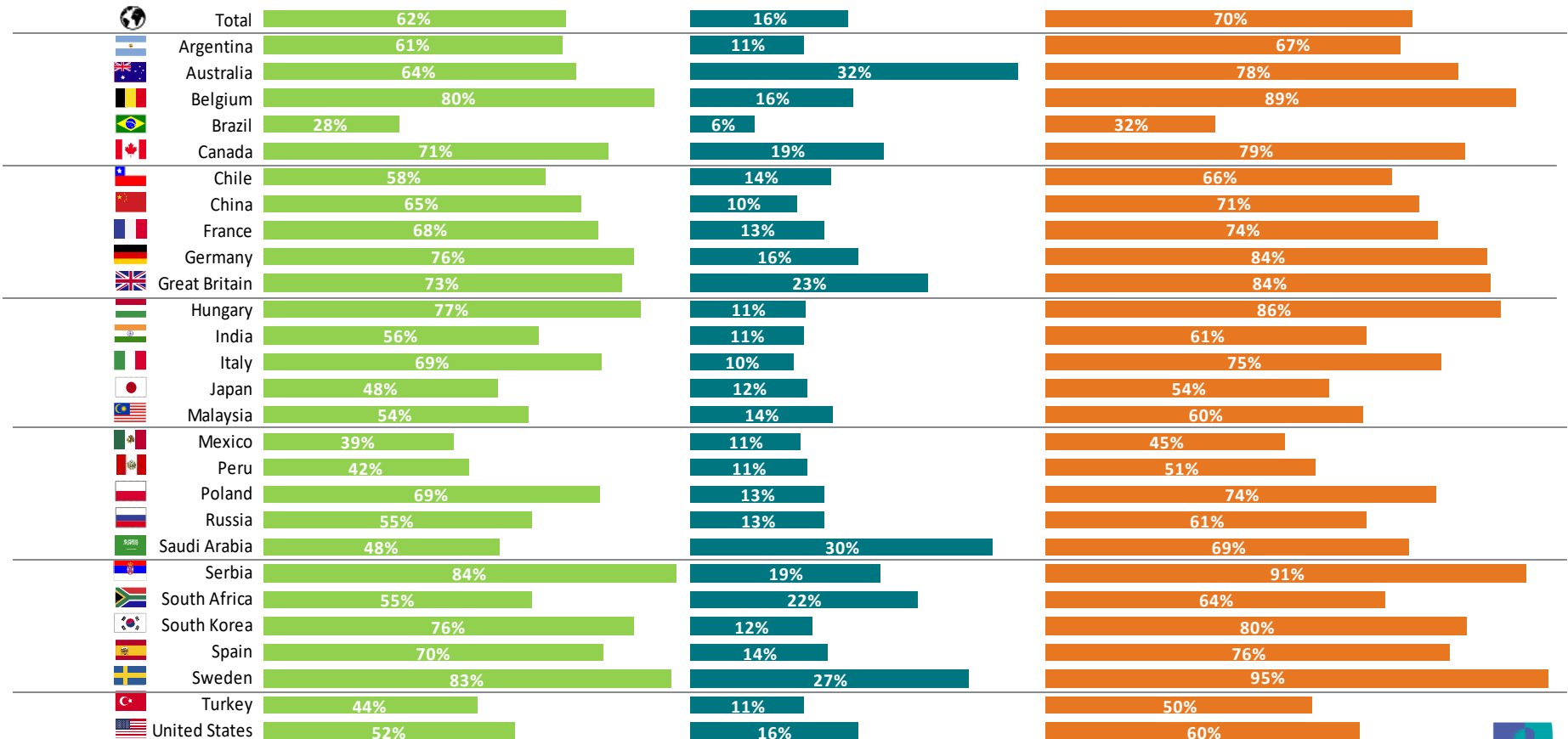
All in all, 70% **globally** have experienced being in another country during their lifetime. Above-average levels of international experience are seen in all **European** countries (excluding **Russia**), **Australia**, **Canada** and **China**.

International Experience

% I have travelled outside of [country]

% I was born or lived outside of [country]

% Any of these



International Connections

Overall, 68% across the 27 countries have some international connection with:

36% having personal friends abroad they keep in touch:

From 58% in **Serbia**, 52% in **South Africa**, and 47% each in **India** and **Turkey** to 9% in **Japan**, 25% each in **South Korea** and the **U.S.**, and 26% in **Russia**.

18% frequently communicating with people who are abroad as part of their job:

From 35% in **India**, 29% in **South Africa**, 27% in **Malaysia** and 26% in **China** to 3% in **Japan**, 9% in **Brazil**, and 10% in **France** and **South Korea**.

19% having close friends where they live who were born abroad:

From 36% in **Sweden** and 34% in **Australia** to 6% in each of **Japan** and **South Korea**.

33% having relatives abroad they keep in touch:

From 63% in **Serbia**, 54% in **Peru** and 51% in **Mexico** to 4% in **Japan**, 14% in **China** and 17% each in the **U.S.** and **Brazil**.

27% having casual acquaintances where they live who were born abroad:

From 53% in **Sweden**, 42% in **Australia** to 7% in **Japan** and 11% in **Brazil**.

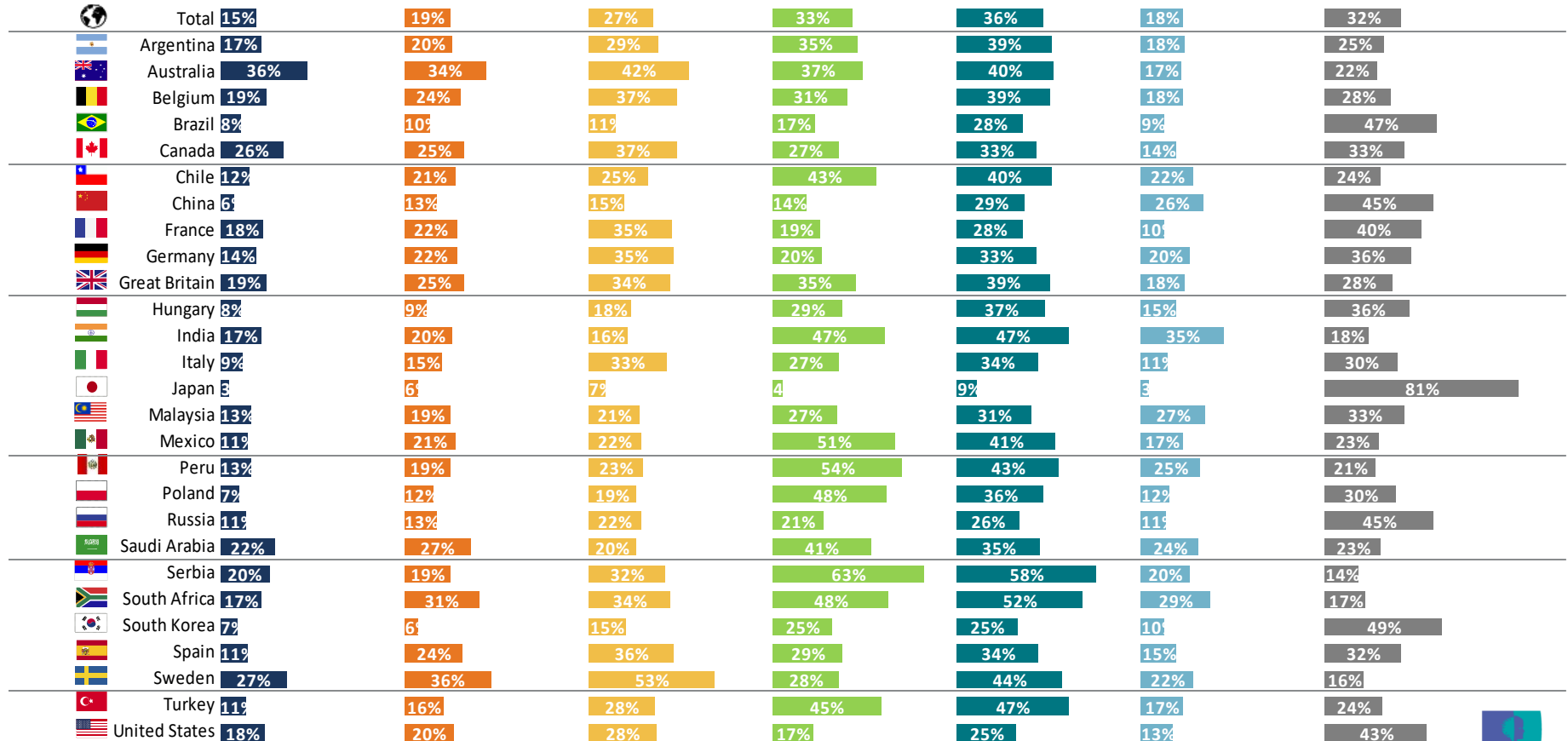
15% reporting having immediate family members who were born abroad:

From 36% in **Australia**, 27% in **Sweden**, and 26% in **Canada** to 3% in **Japan** and 6% in **China**.

All in all, the percentage of people with any international connection ranges is highest (80%+) in **Serbia**, **Sweden**, **South Africa**, and **India**, while it is far lower in **Japan** (19%) than anywhere else.

International Experience

% Immediate family member was born abroad
 % Casual acquaintance was born abroad
 % Personal friends abroad with whom I keep in touch
 % None of these
 % Close friends was born abroad
 % Have relatives abroad with whom I keep in touch
 % Communicate with people abroad as part of my job



QUESTIONNAIRE

Questions

Q1. Do you consider yourself a real [country national]?

Yes

No

Not sure

Q2. For each item in the list below, please indicate if you think a person like this is or is not a real [country demonym] *

A Buddhist

A Christian

A Hindu

A Jew

A Muslim

An atheist

Someone who is gay, lesbian, bisexual or transgender

Someone who has served in the armed forces of [country]

Someone who has been convicted of a criminal offense and served time in prison

Someone with extreme political views

*Not asked in China and India

Questions

Q3. For each item in the list below, please indicate if you think a person like this is or is not a real [country demonym] *

An illegal/undocumented immigrant who has lived in [country] most of his/her life

A legal immigrant who has lived in [country] most of his/her life but has not become a citizen of [country]

An immigrant who has become a citizen of [country]

An immigrant who has become a citizen of [country] and is fluent in our language

An immigrant who has become a citizen of [country] and is not fluent in our language

An immigrant who has married a native of [country]

An immigrant who has become a citizen of [country] and has a job

An immigrant who has become a citizen of [country] and does not have a job

Someone born and raised abroad by [country demonym] parents

Someone born and raised in [country] whose parents immigrated from Europe or North America

Someone born and raised in [country] whose parents immigrated from Latin America

Someone born and raised in [country] whose parents immigrated from the Caribbean

Someone born and raised in [country] whose parents immigrated from any part of Africa excluding North Africa

Someone born and raised in [country] whose parents immigrated from North Africa or the Middle east (e.g., Algeria, Egypt, Iraq, Saudi Arabia)

Someone born and raised in [country] whose parents immigrated from South Asia (e.g., India, Pakistan, Bangladesh)

Someone born and raised in [country] whose parents immigrated from East Asia (e.g., China, Korea, Japan)

Someone born and raised in [country] whose parents immigrated from Southeast Asia (e.g., Vietnam, Indonesia, Philippines)

Someone born and raised in [country] whose parents immigrated from a Pacific Island (e.g., Papua New Guinea, Fiji, Samoa)

Questions

Q4. Which, if any, of the following applies to you?

I have lived outside of [country]

I have traveled outside of [country] at least once

I was born outside of [country]

None of these

Q5. Which, if any, of the following applies to you?

One or more of my immediate family members (parent, spouse/partner, sibling, or child) was born abroad

One or more of my closest friends here was born abroad

One or more of my casual acquaintances here was born abroad

I have relatives abroad with whom I keep in touch

I have personal friends abroad with whom I keep in touch

As part of my job, I frequently communicate with people (colleagues, customers, vendors, etc.) who are abroad

None of these

Contacts



Nicolas Boyon

Senior Vice President,
Ipsos Public Affairs

✉ nicolas.boyon@ipsos.com

📞 + 1 646 309 4879

ABOUT IPSOS

Ipsos ranks third in the global research industry. With a strong presence in 89 countries, Ipsos employs more than 16,000 people and has the ability to conduct research programs in more than 100 countries. Founded in France in 1975, Ipsos is controlled and managed by research professionals. They have built a solid Group around a multi-specialist positioning – Media and advertising research; Marketing research; Client and employee relationship management; Opinion & social research; Mobile, Online, Offline data collection and delivery.

Ipsos is listed on Eurolist – NYSE – Euronext. The company is part of the SBF 120 and the Mid-60 index and is eligible for the Deferred Settlement Service (SRD).

ISIN code FR0000073298, Reuters ISOS.PA, Bloomberg IPS:FP
www.ipsos.com

GAME CHANGERS

At Ipsos we are passionately curious about people, markets, brands and society. We deliver information and analysis that makes our complex world easier and faster to navigate and inspires our clients to make smarter decisions.

We believe that our work is important. Security, simplicity, speed and substance applies to everything we do.

Through specialisation, we offer our clients a unique depth of knowledge and expertise. Learning from different experiences gives us perspective and inspires us to boldly call things into question, to be creative.

By nurturing a culture of collaboration and curiosity, we attract the highest calibre of people who have the ability and desire to influence and shape the future.

“GAME CHANGERS” – our tagline – summarises our ambition.