



Ipsos MORI

POLITICAL MONITOR

June
2018



June 2018

VOTING INTENTIONS

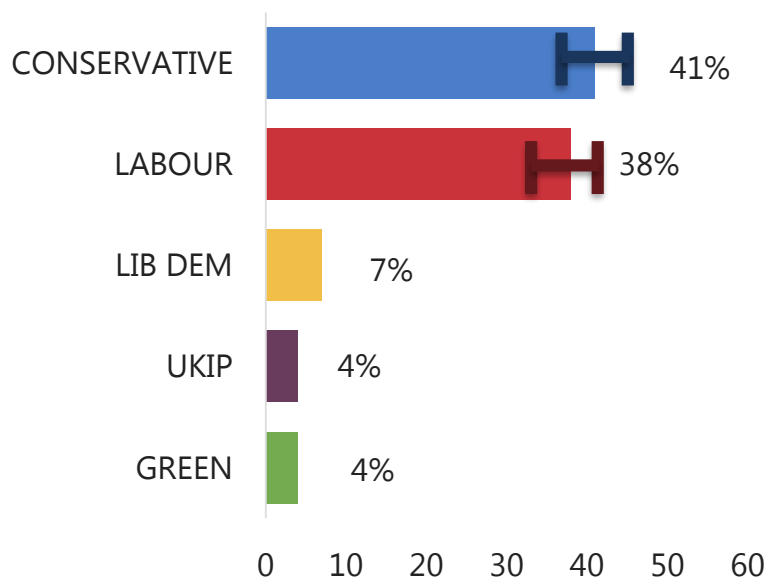


Ipsos MORI

Voting Intention

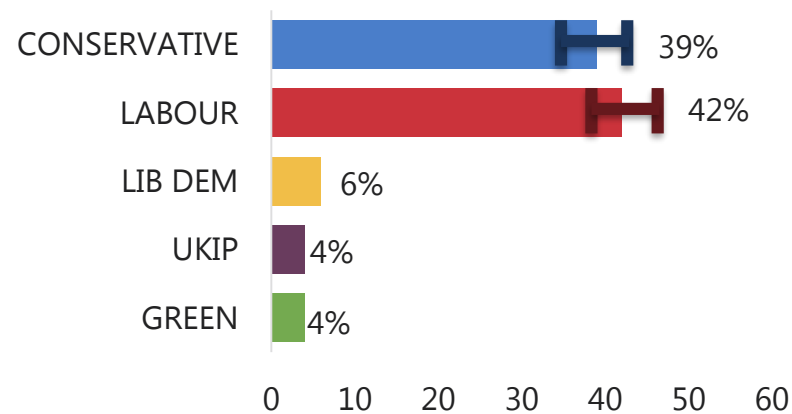
HOW WOULD YOU VOTE IF THERE WERE A GENERAL ELECTION TOMORROW?

HEADLINE VOTING INTENTION



CONSERVATIVE LEAD = +3

ALL GIVING A VOTING INTENTION



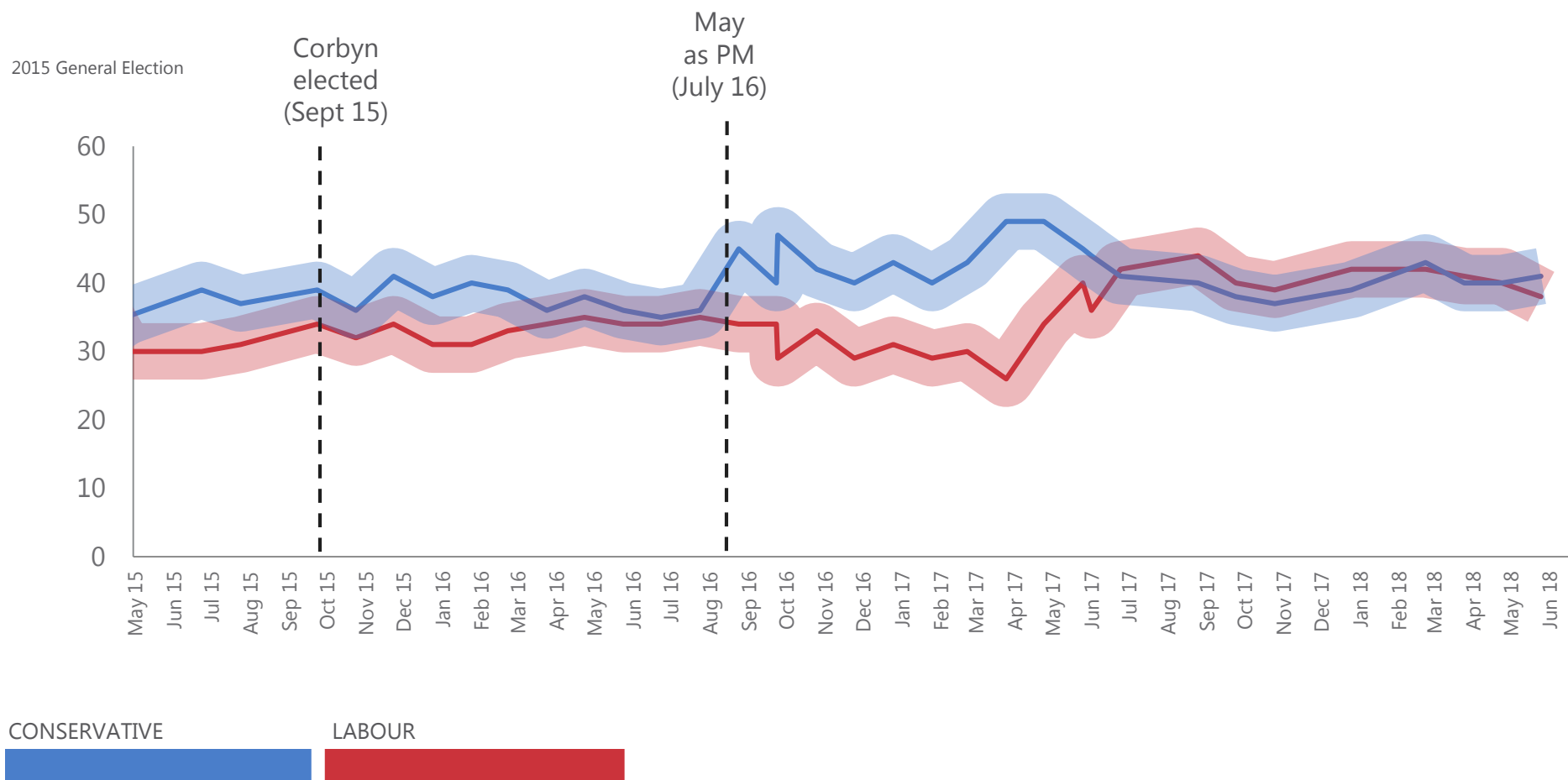
CONSERVATIVE LEAD = -3

Base: 1026 British adults 18+, 22nd– 27th June 2018; Headline Voting Intention: all 9/10 certain to vote and always/usually/it depends vote in General Elections = 784. Margin of error is displayed at +/- 4%

Source: Ipsos MORI Political Monitor

Headline voting intention: Since 2015 General Election

HOW WOULD YOU VOTE IF THERE WERE A GENERAL ELECTION TOMORROW?



Base: c. 800 British adults; Prior to July 2015 the turnout filter is "All certain to vote"; From July 2015 turnout filter is "all 9/10 certain to vote and always/usually/it depends vote in General Elections"

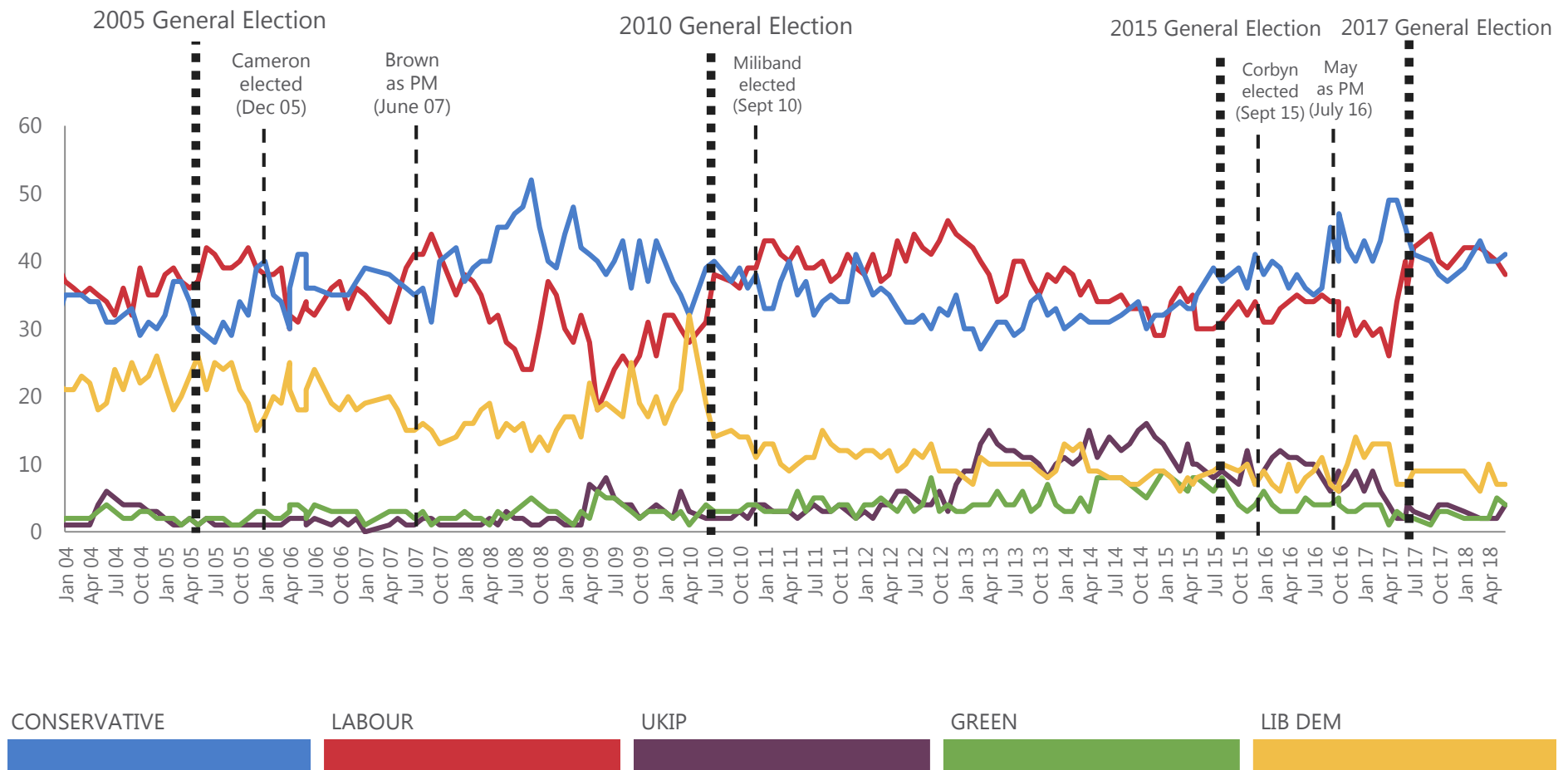
Source: Ipsos MORI Political Monitor



Ipsos MORI

Headline voting intention: January '04 – June '18

HOW WOULD YOU VOTE IF THERE WERE A GENERAL ELECTION TOMORROW?



Base: c. 800 British adults; Prior to July 2015 the turnout filter is "All certain to vote"; From July 2015 turnout filter is "all 9/10 certain to vote and always/usually/it depends vote in General Elections"

Source: Ipsos MORI Political Monitor

June 2018

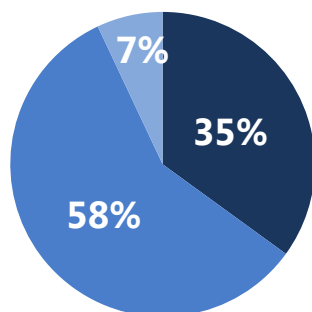
SATISFACTION WITH THE GOVERNMENT AND PARTY LEADERS



Satisfaction with leaders and the Government

ARE YOU SATISFIED OR DISSATISFIED WITH THE WAY.... IS RUNNING THE COUNTRY / DOING HIS/HER JOB
AS PRIME MINISTER /LEADER OF THE LABOUR PARTY/LEADER OF THE LIBERAL DEMOCRATS?

Theresa May

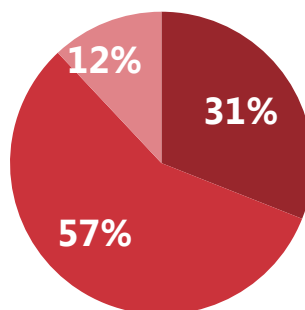


-2%
swing from June 2018

-23 Net

SATISFIED	35%
DISSATISFIED	58%

Jeremy Corbyn

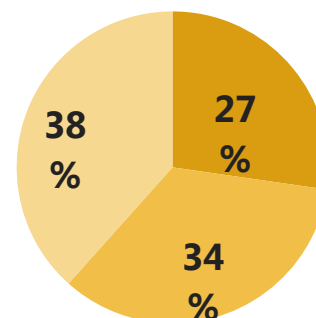


-1%
swing from June 2018

-26 Net

SATISFIED	31%
DISSATISFIED	57%

Vince Cable

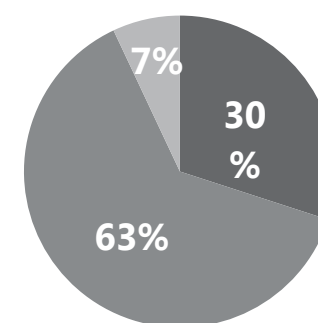


-1%
swing from June 2018

-7 Net

SATISFIED	27%
DISSATISFIED	34%

The Government



-3%
swing from June 2018

-33 Net

SATISFIED	30%
DISSATISFIED	63%

Base: 1026 British adults 18+ 22nd – 27th June 2018. Swing is calculated as the average of change in % "satisfied" and % "dissatisfied"

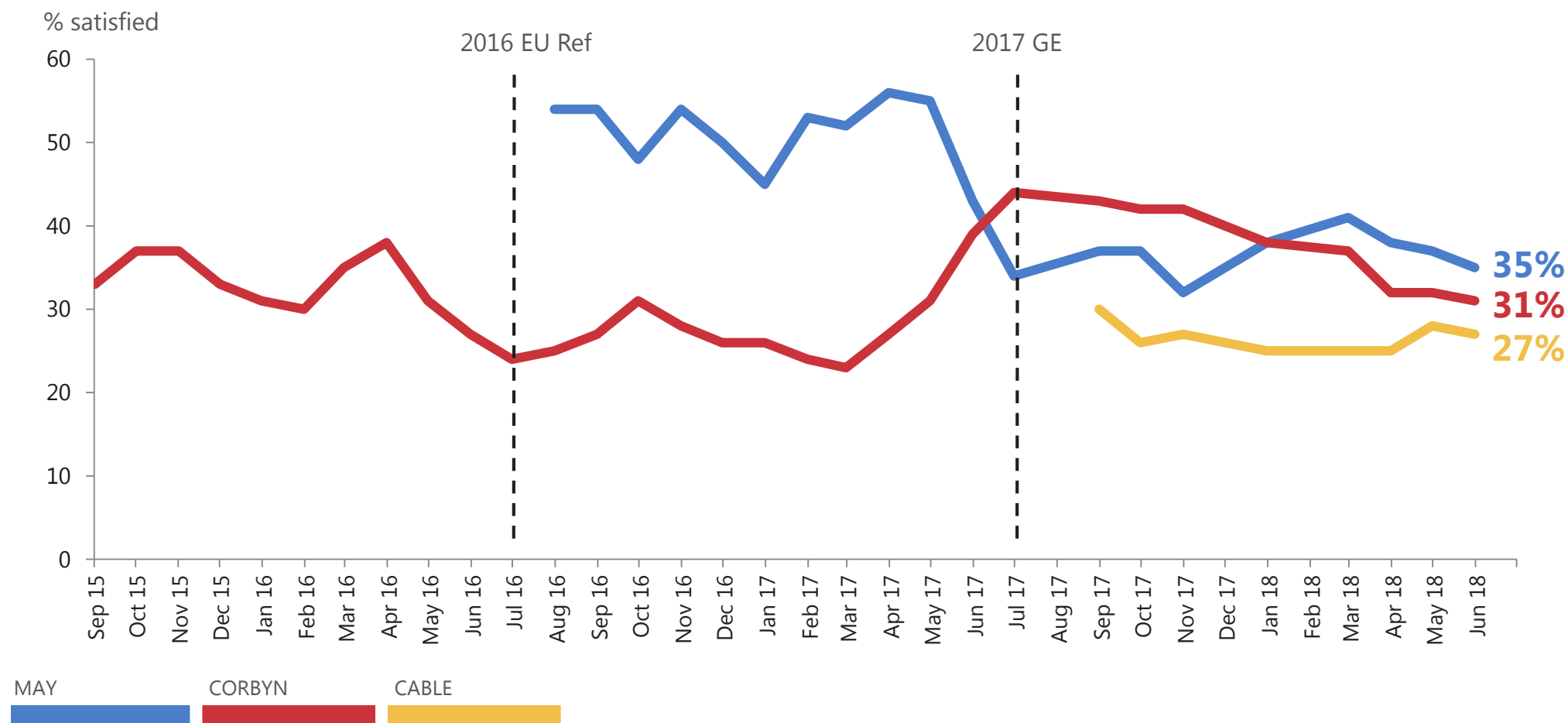
Source: Ipsos MORI Political Monitor



Ipsos MORI

Satisfaction with Party leaders Sept 2015 – June 2018

HOW SATISFIED OR DISSATISFIED ARE YOU WITH THE WAY ... IS DOING HIS/HER JOB AS PRIME MINISTER
/LEADER OF THE LABOUR/LIB DEM PARTY?



Base: c.1,000 British adults each month.

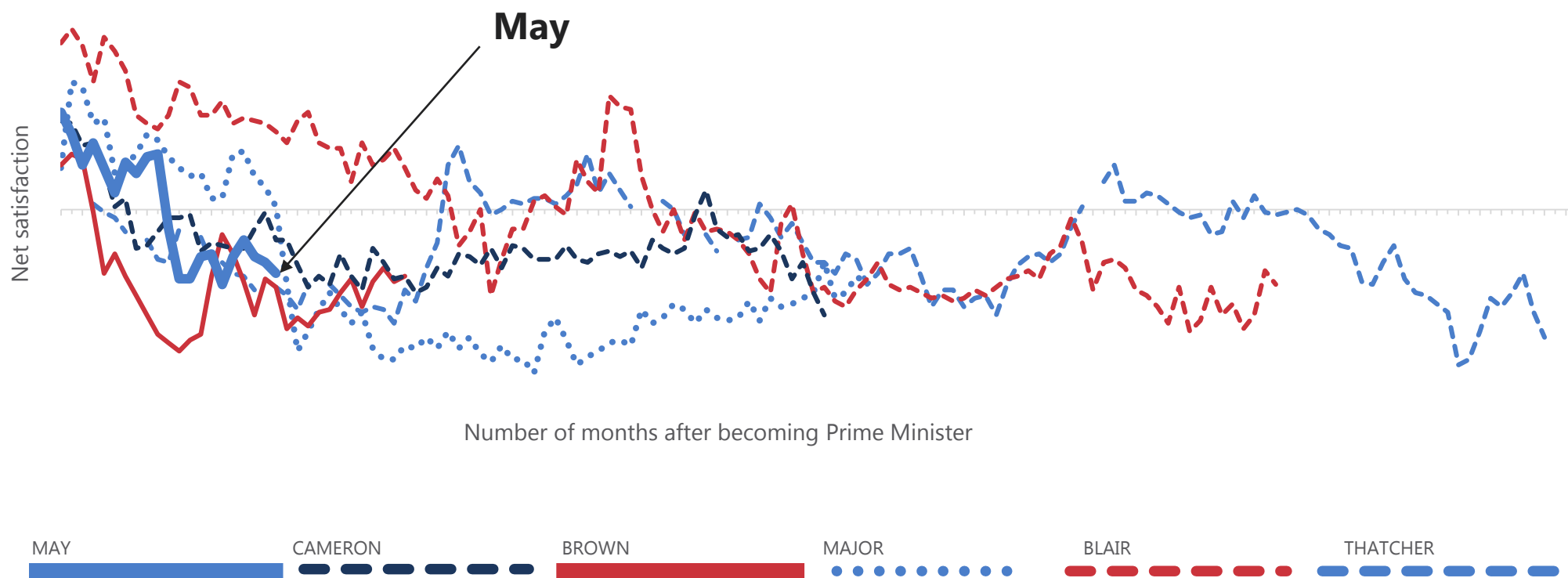
Source: Ipsos MORI Political Monitor



Ipsos MORI

Net satisfaction with Prime Ministers (1979-2018)

HOW SATISFIED OR DISSATISFIED ARE YOU WITH THE WAY ... IS DOING HIS/HER JOB AS PRIME MINISTER?



Note: Data collected prior to February 2008 was collected via face-to-face methodology; data collected from February 2008 was via telephone

Base: c.1,000 British adults each month

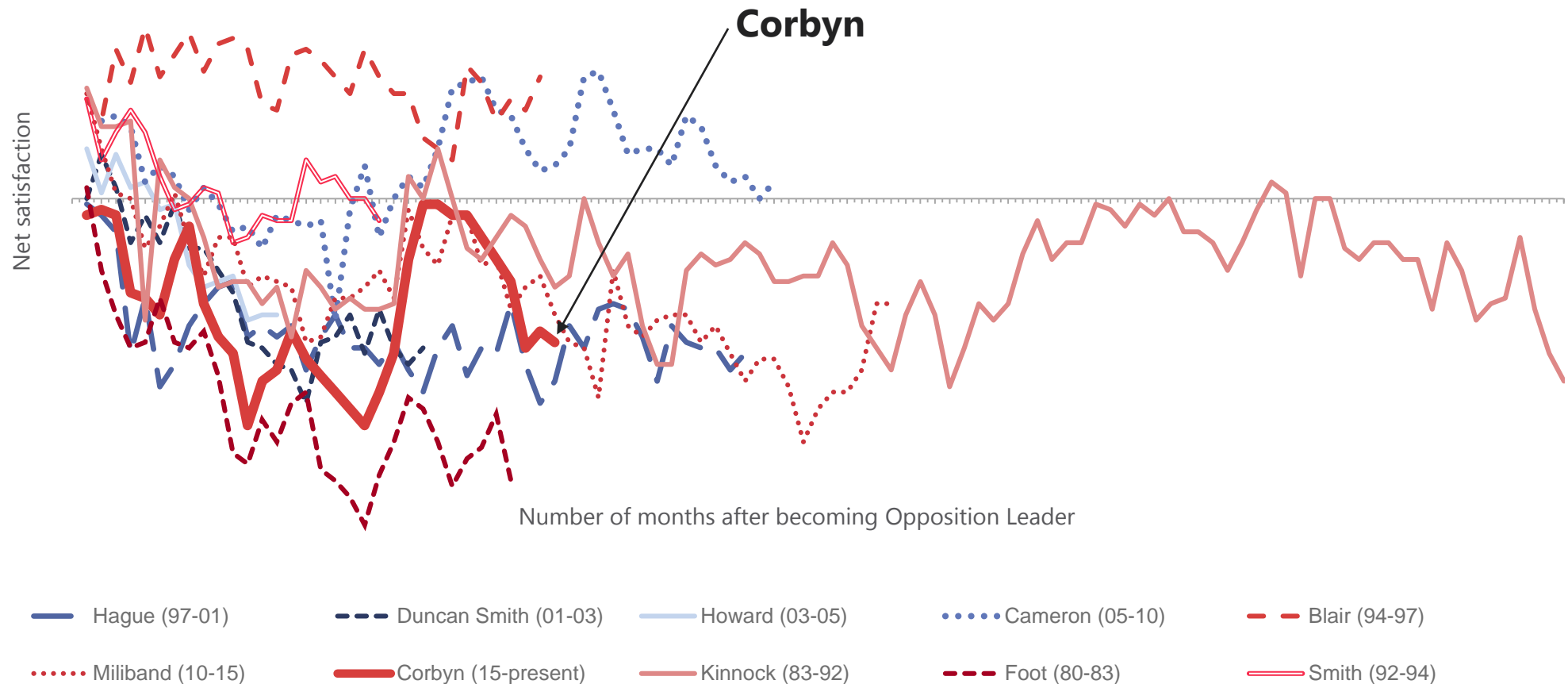
Source: Ipsos MORI Political Monitor



Ipsos MORI

Net satisfaction with Opposition Leaders (1980 – 2018)

HOW SATISFIED OR DISSATISFIED ARE YOU WITH THE WAY ... IS DOING HIS JOB AS LEADER OF THE ... PARTY?



Note: Data collected prior to February 2008 was collected via face-to-face methodology; data collected from February 2008 was via telephone

Base: c.1,000 British adults each month

Source: Ipsos MORI Political Monitor

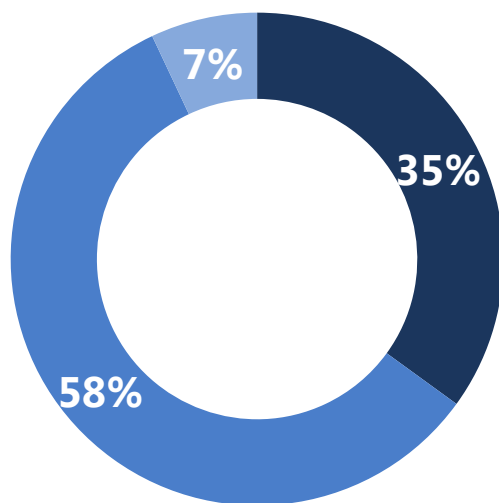


Ipsos MORI

Theresa May (satisfaction)

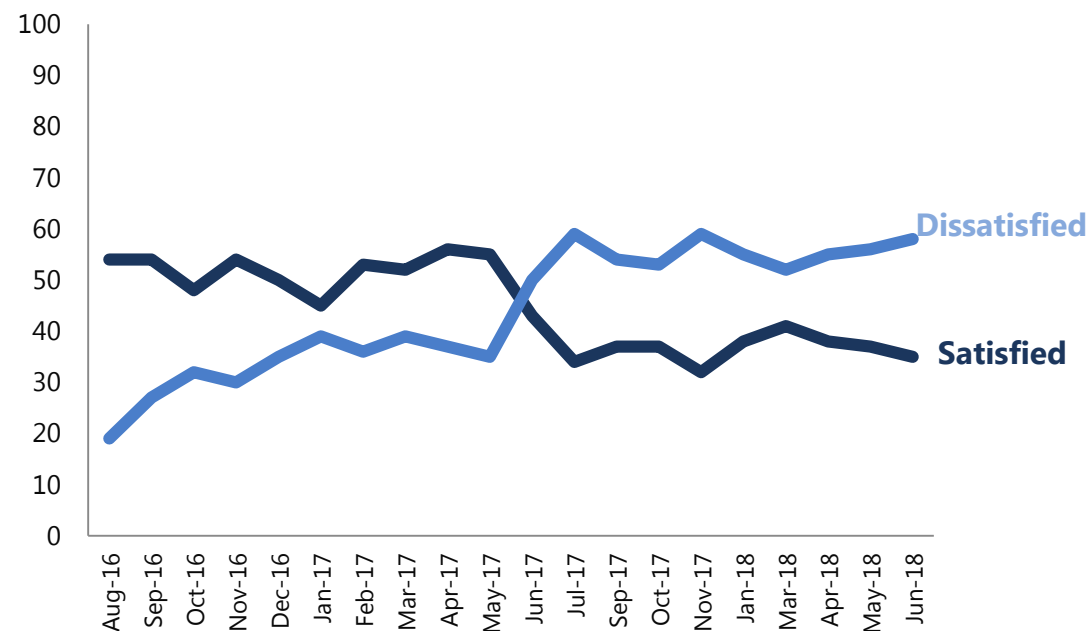
ARE YOU SATISFIED OR DISSATISFIED WITH THE WAY THERESA MAY IS DOING HER JOB AS PRIME MINISTER?

June 2018



SATISFIED	35%
DISSATISFIED	58%
DON'T KNOW	7%
Net = -23	

August 2016 – June 2018



Base: 1026 British adults 18+ 22nd – 27th June 2018.

Source: Ipsos MORI Political Monitor

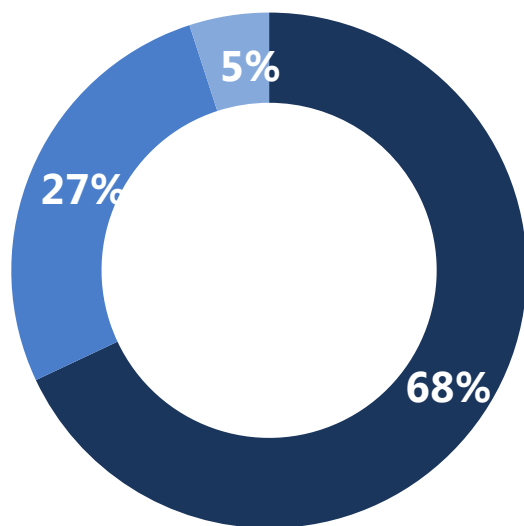


Ipsos MORI

Theresa May (satisfaction amongst Conservative supporters)

ARE YOU SATISFIED OR DISSATISFIED WITH THE WAY THERESA MAY IS DOING HER JOB AS PRIME MINISTER?

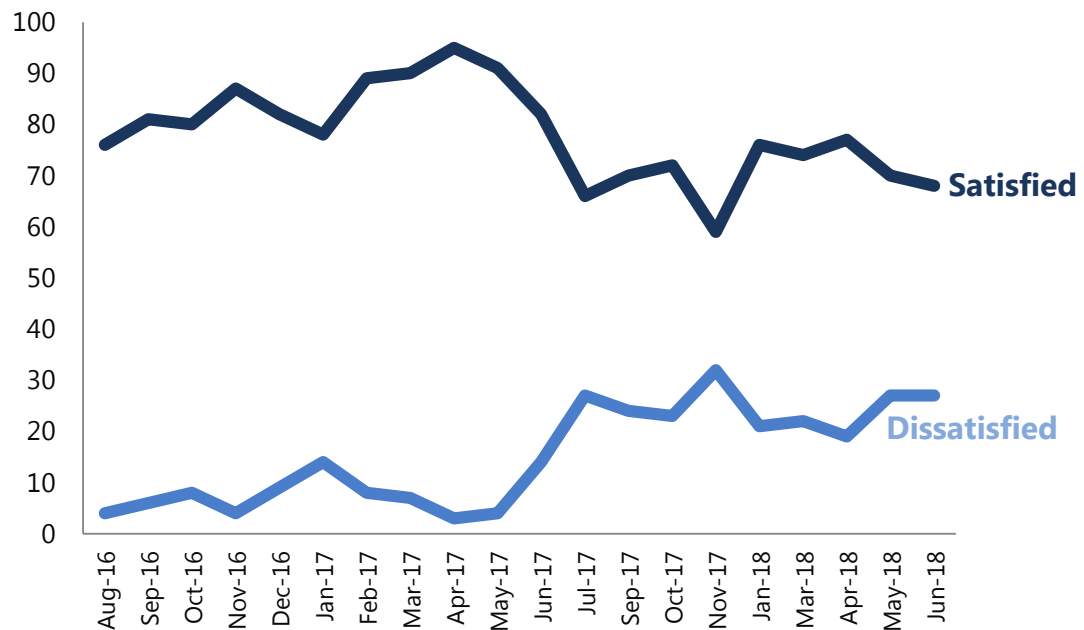
June 2018



SATISFIED	68%
DISSATISFIED	27%
DON'T KNOW	5%

Net = +41

August 2016 – June 2018



Base: 355 Conservative supporters 18+ 22nd – 27th June 2018.

Source: Ipsos MORI Political Monitor

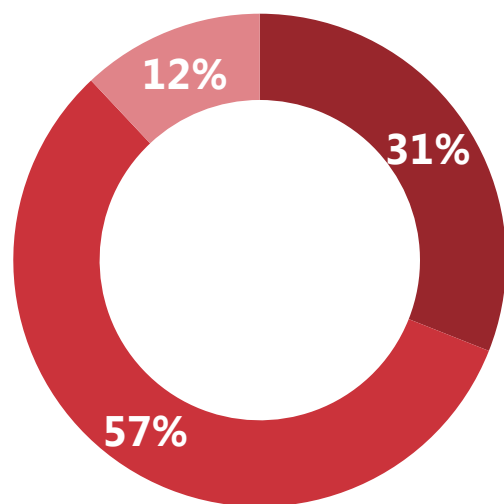


Ipsos MORI

Jeremy Corbyn (satisfaction)

ARE YOU SATISFIED OR DISSATISFIED WITH THE WAY JEREMY CORBYN IS DOING HIS JOB AS LEADER OF THE LABOUR PARTY?

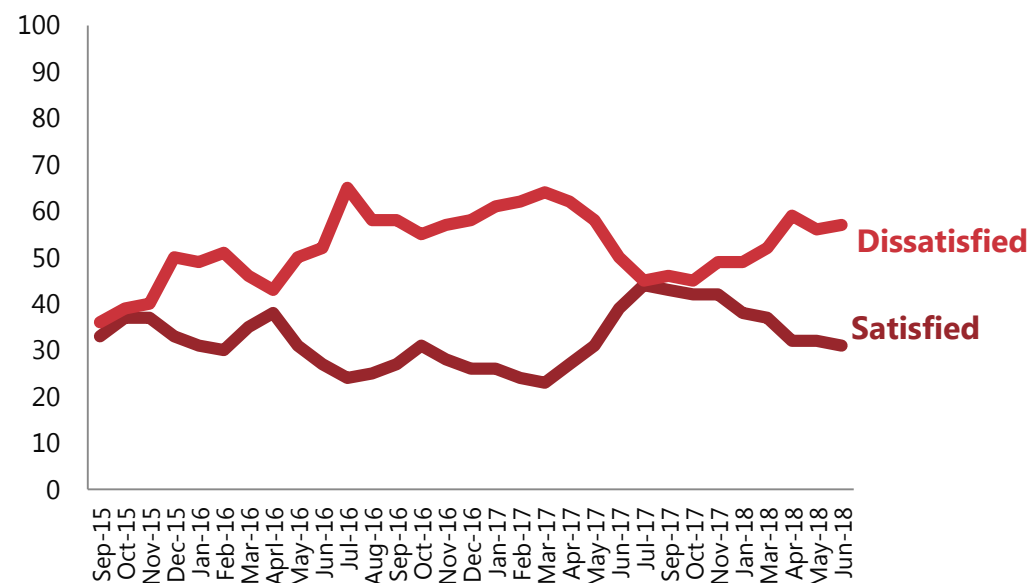
June 2018



SATISFIED	31%
DISSATISFIED	57%
DON'T KNOW	12%

Net = -26

September 2015 – June 2018



Base: 1026 British adults 18+ 22nd – 27th June 2018.

Source: Ipsos MORI Political Monitor

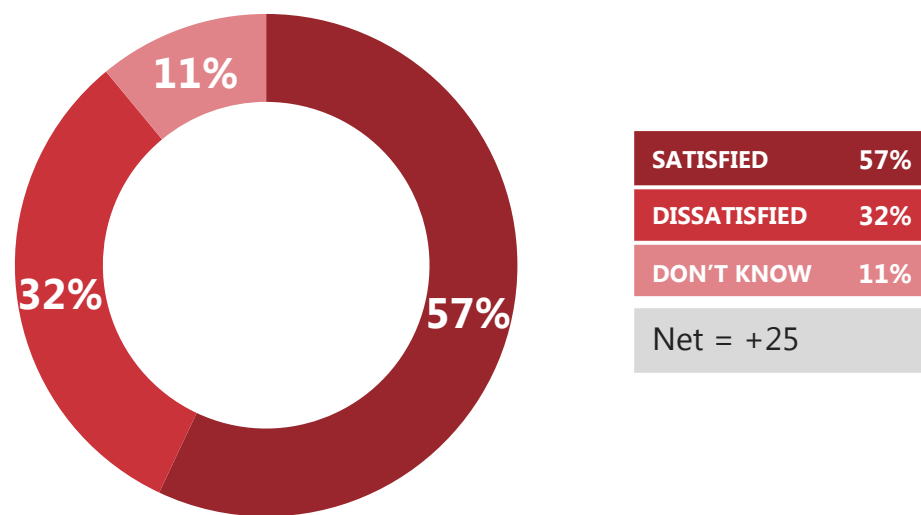


Ipsos MORI

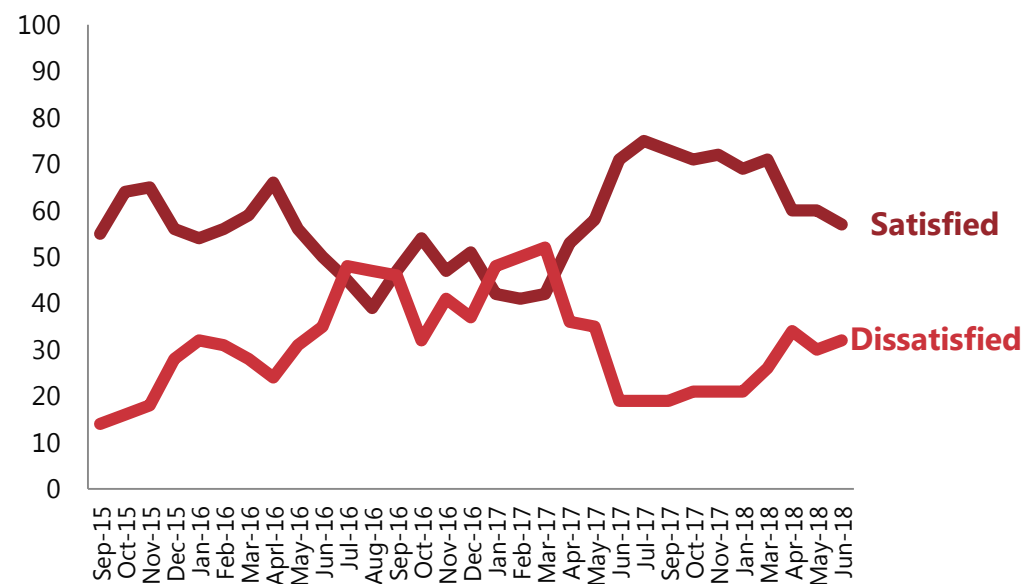
Jeremy Corbyn (satisfaction amongst Labour supporters)

ARE YOU SATISFIED OR DISSATISFIED WITH THE WAY JEREMY CORBYN IS DOING HIS JOB AS LEADER OF THE LABOUR PARTY?

June 2018



September 2015 – June 2018



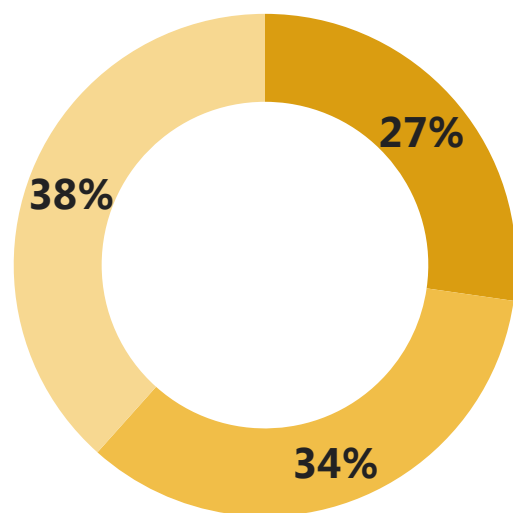
Base: 346 Labour supporters 18+ 22nd-27th June 2018.

Source: Ipsos MORI Political Monitor

Vince Cable (satisfaction)

ARE YOU SATISFIED OR DISSATISFIED WITH THE WAY VINCE CABLE IS DOING HIS JOB AS LEADER OF THE LIBERAL DEMOCRATS?

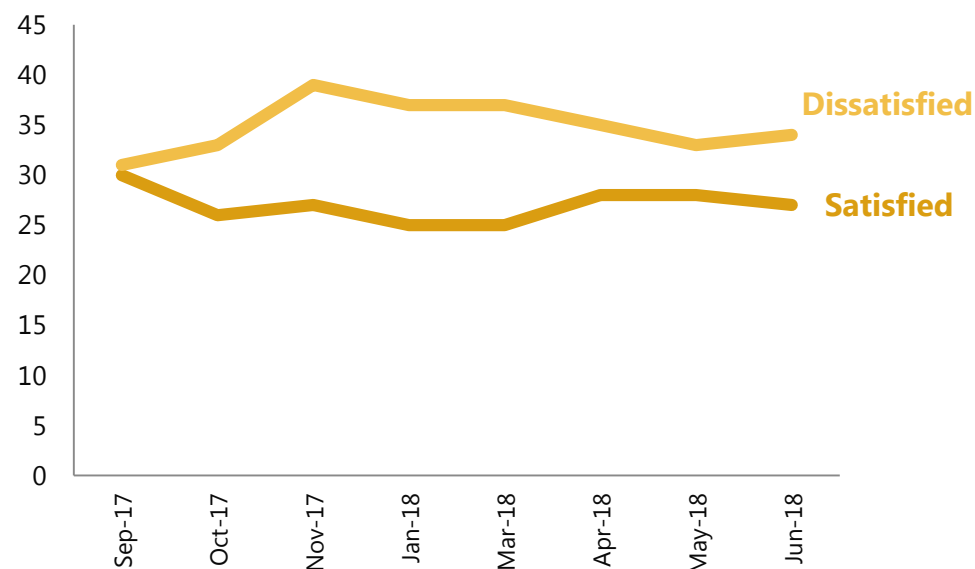
June 2018



SATISFIED	27%
DISSATISFIED	34%
DON'T KNOW	38%

Net = -7

September 2017 – June 2018



Base: 1026 British adults 18+ 22nd – 27th June 2018.

Source: Ipsos MORI Political Monitor



Ipsos MORI

June 2018

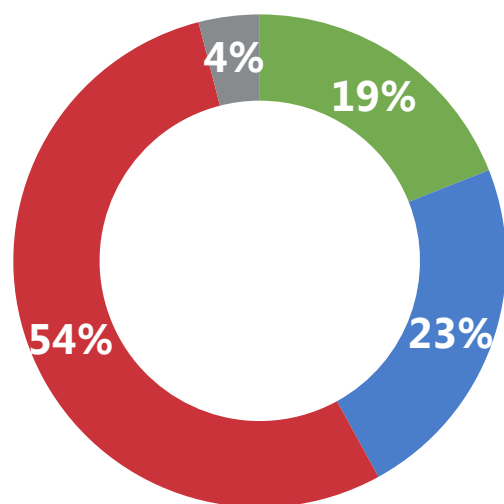
ECONOMIC OPTIMISM



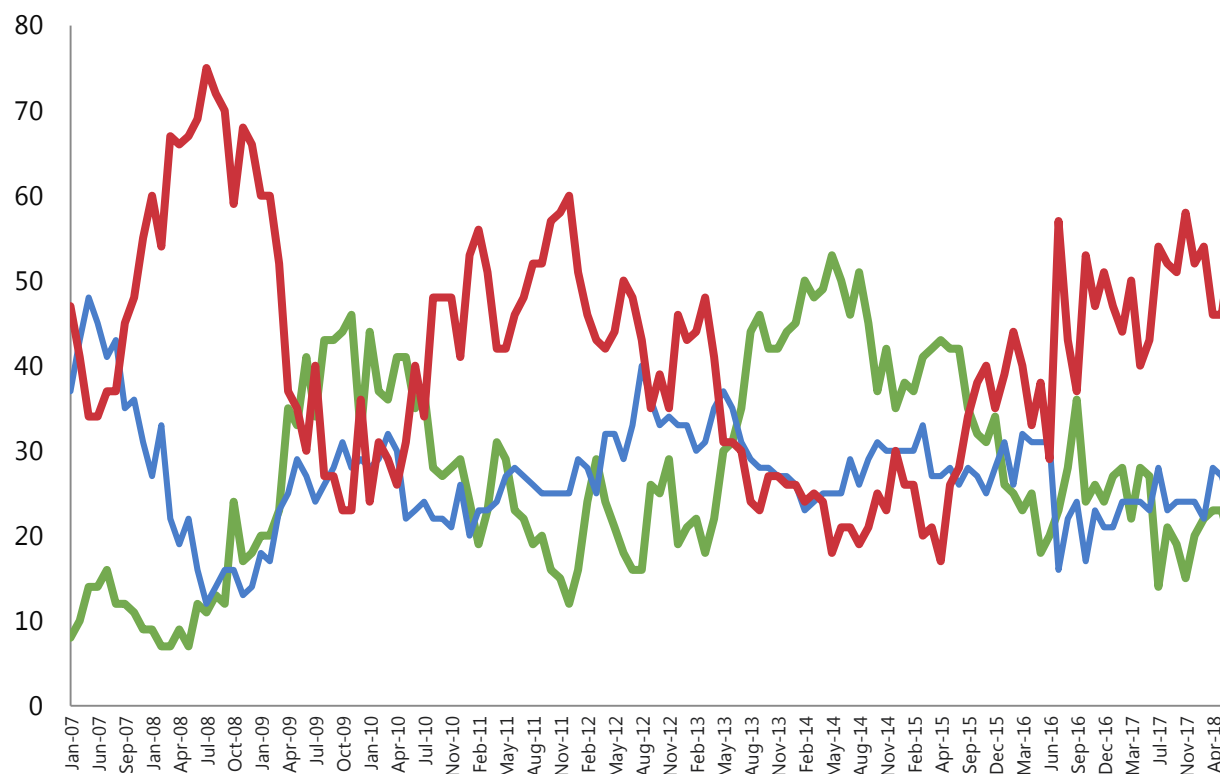
Economic Optimism Index

DO YOU THINK THAT THE GENERAL ECONOMIC CONDITION OF THE COUNTRY WILL IMPROVE, STAY THE SAME OR GET WORSE OVER THE NEXT 12 MONTHS?

June 2018



IMPROVE	19%
STAY THE SAME	23%
GET WORSE	54%
DON'T KNOW	4%
EOI = -35	



Base: X British adults 18+ 22nd – 25th June 2018.

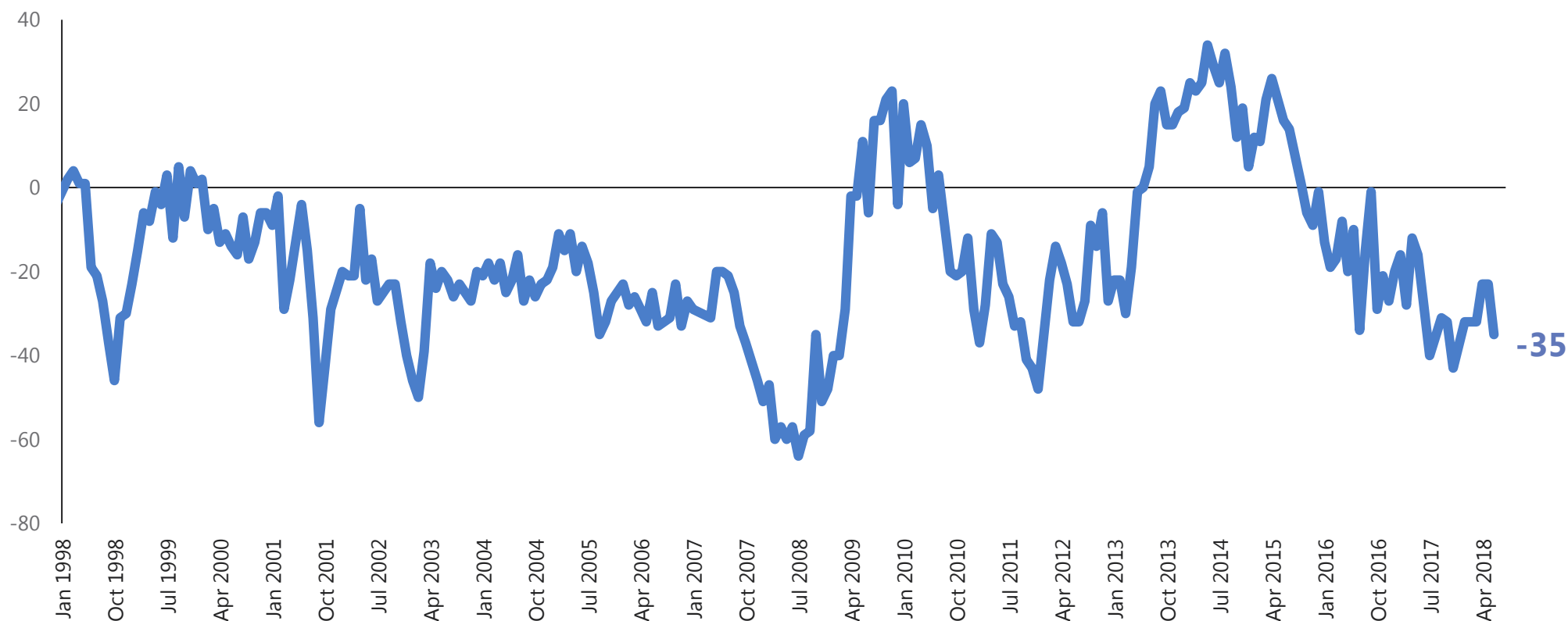
Source: Ipsos MORI Political Monitor



Ipsos MORI

Economic Optimism Index – 1998-2018

DO YOU THINK THAT THE GENERAL ECONOMIC CONDITION OF THE COUNTRY WILL IMPROVE, STAY THE SAME OR GET WORSE OVER THE NEXT 12 MONTHS?



Base: c.1,000 British adults each month

Source: Ipsos MORI Political Monitor



Ipsos MORI

June 2018

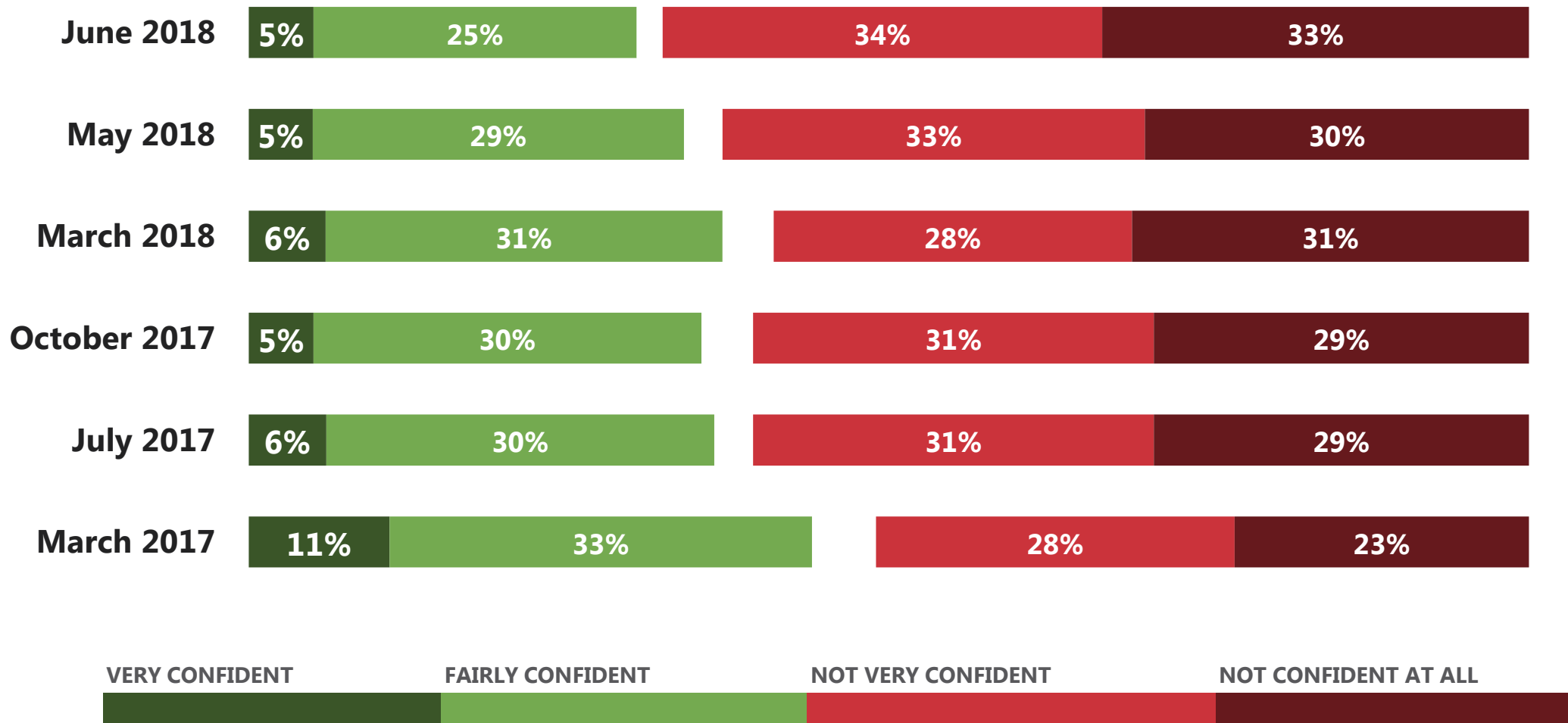
Brexit



Ipsos MORI

Confidence in May to get a good deal for Britain

PLEASE TELL ME HOW CONFIDENT, IF AT ALL, YOU ARE THAT THERESA MAY WILL GET A GOOD DEAL FOR BRITAIN IN NEGOTIATIONS WITH OTHER EUROPEAN UNION LEADERS?

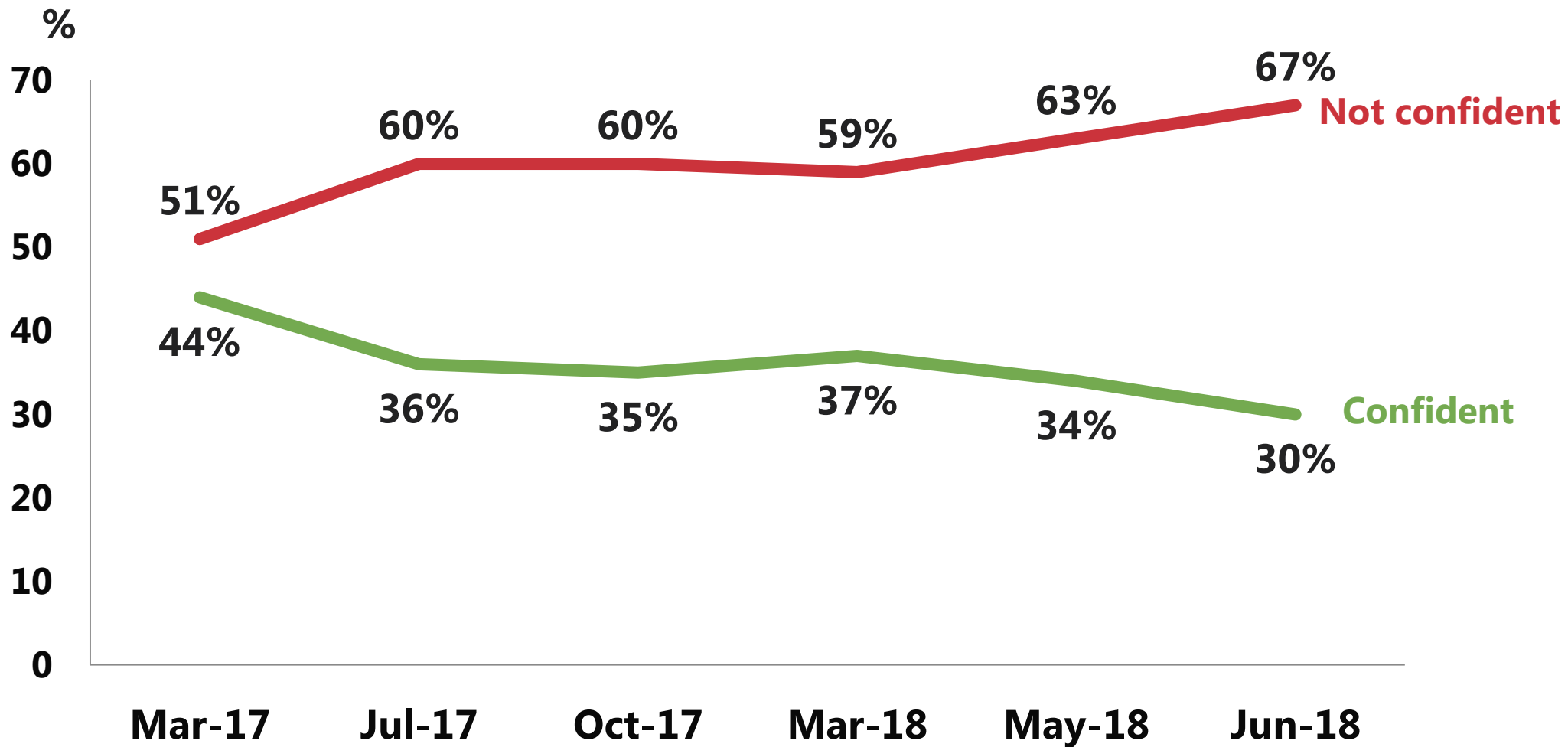


c. 1,000 British adults 18+

Source: Ipsos MORI Political Monitor

Confidence in May to get a good deal for Britain

PLEASE TELL ME HOW CONFIDENT, IF AT ALL, YOU ARE THAT THERESA MAY WILL GET A GOOD DEAL FOR BRITAIN IN NEGOTIATIONS WITH OTHER EUROPEAN UNION LEADERS?



c. 1,000 British adults 18+

Source: Ipsos MORI Political Monitor



Ipsos MORI

Attributing blame in the case of a no deal Brexit

AND IF BRITAIN AND OTHER EUROPEAN UNION LEADERS FAIL TO REACH AN AGREEMENT ON THE NEW TERMS OF BRITAIN'S FUTURE RELATIONSHIP WITH THE EU BY THE TIME BRITAIN LEAVES, WHO IF ANYONE, DO YOU THINK WILL BE MOST TO BLAME? THE UK GOVERNMENT, THE EUROPEAN UNION OR BOTH EQUALLY?

The UK Government

30%

The European Union

18%

Both equally

49%

Base: 1026 British adults 18+ 22nd – 27th June 2018.

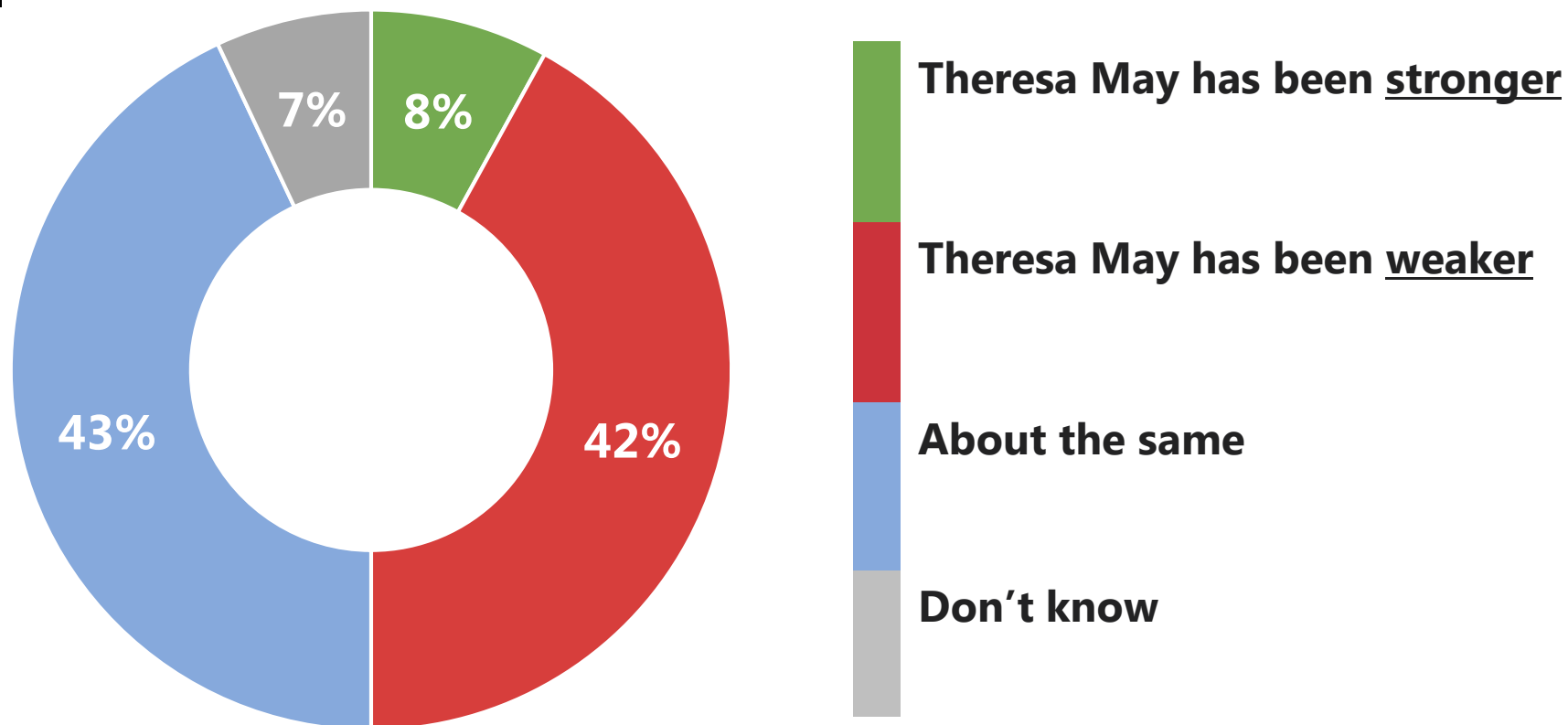
Source: Ipsos MORI Political Monitor



Ipsos MORI

May's Brexit negotiations performance

AND STILL THINKING ABOUT THE NEGOTIATIONS, DO YOU THINK THERESA MAY HAS BEEN STRONGER OR WEAKER AT ACHIEVING HER OBJECTIVES THAN THE LEADERS OF THE EUROPEAN UNION HAVE BEEN AT ACHIEVING THEIR OBJECTIVES, OR HAVE THEY BOTH BEEN ABOUT THE SAME?



Base: 1026 British adults 18+ 22nd – 27th June 2018.

Source: Ipsos MORI Political Monitor

Ipsos MORI

May 2018 POLITICAL MONITOR



Ipsos MORI